

# the **Export** product catalogue 2025

From the UK's leading supplier of pool and spa products



**Certikin**  
FLUIDRA

Certikin are proud to be part of

# FLUIDRA

Our mission is to create the perfect  
Pool and Wellness experience responsibly.





# Certikin's Quality Statement

It is the policy of Certikin International Ltd to provide products and services which give total customer satisfaction

## THE AIMS AND OBJECTIVES OF THE COMPANY

To place safety and quality first in everything

To fully understand our customers' and suppliers' needs and expectations and supply precisely the products and services agreed

To involve all staff, utilising their skills and abilities to the full, in support of our quality policy

To set ourselves a target of annual improvement, based on the simple but fundamental principle of '*do it right first time*'

## ZERO TOLERANCE POLICY

Any form of sexual harassment, racism or aggression WILL NOT BE TOLERATED against any member of our team

Failure to comply with this policy may result in refusal of service

### Opening Hours

8.30am - 5pm Monday to Thursday

8.30am - 4.30pm Friday

### Collection Desk Hours

8.30am - 4.30pm Monday to Thursday

8.30am - 4pm Friday

### Customer Returns

✉ [cs@certikin.co.uk](mailto:cs@certikin.co.uk)

### UK - Order Processing

Placing orders, order progress, stock availability and price enquiry.

☎ 01993 778855

✉ [orders@certikin.co.uk](mailto:orders@certikin.co.uk)

### Transport Team

For any delivery related enquiries.

☎ 01993 777200

✉ [eta@certikin.co.uk](mailto:eta@certikin.co.uk)



Neil Stephenson, Managing Director



# A new look for 2025

Welcome to the 2025 edition of the Certikin Price List which we've redesigned to make it clearer, more intuitive, and easier to use. While we've made improvements to the layout, you'll still find inside the biggest range of products available for the pool and spa industry.

In addition to the fresh new layout, we've also included QR codes for all products. Simply scan the QR code with your mobile device to access the relevant page on the Certikin website, where you'll find detailed product information, brochures, and instruction manuals – all at your fingertips!



What do the symbols mean?



Bespoke  
items are non  
returnable



These  
products are  
environmentally  
friendly



These products  
help to  
save water



Wi-fi connectivity  
is available on  
these products



Price  
Reduction

# Contents

1-08	Certikin Information	143-148	Cleaning & Maintenance
09-28	Pool Fittings	149-172	Water Treatment
29-44	Lighting	173-188	Dosing Equipment
45-64	Pumps	189-198	Pool Water Heating
65-96	Filters	199-220	Pool Covers
97-108	Pipes & Fittings	221-240	Spas
109-128	Poolside	241-270	Sauna, Steam & Massage Couches
129-142	Wellness, Health & Features	271-276	Terms & Conditions





# NEW Products for 2025



**SuitSpin Swimwear Dryers**  
Pages 110-111



**Cover Guide**  
Page 207



**Ledge Lounger**  
Pool and Outdoor Furniture  
Pages 124-126

**Mr. Light**  
Salt Chlorinator  
Page 166



**WDT Experience Showers**  
Pages 269-270





**Wood Burning Products**  
Page 257



**Almost Heaven  
Barrel Saunas – Onyx**  
Page 250




Almond



Mahogany

**Spa Covers – Page 224**



**Certikin Titanium UV**  
Page 159



**BADU Counter Current Units**  
Pages 130-131



**Monaco Reel Standard X**  
Page 209

# Certikin International Trading Guidelines

1 All products supplied by Certikin International Limited are subject to its Terms and Conditions. See back of the price list for details for the supply of goods and / or services.

## 2 Pricing

All prices are recommended retail (in Euros €), ex-works and are subject to delivery charge and VAT (where applicable).

Please note that payments by personal credit card or debit card will not incur a transaction charge. Payments by business credit card or debit card will incur a transaction charge of 1.75% of the order value including carriage and VAT. Payments by American Express card will also incur a transaction charge, the amount of which will be in line with the merchant's terms and conditions, and will be applied against the order value including carriage and VAT.

3 Checking of goods must be done at time of delivery and prior to signing of delivery paperwork, any damage must be noted on delivery paperwork. **Any damage reported after delivery and not noted on the delivery paperwork will not be accepted under any circumstances.**

## 4 Procedure for returning goods

4a. If any item is delivered incorrectly, damaged or faulty, or is to be returned under a warranty claim or for any other reason, the following procedure should be followed:-

- i) Contact Certikin Export Department to obtain a Goods Return Authorisation (details of the original invoice/delivery note will be required, along with the reason for return, and method of intended return).
- ii) This authorisation will be faxed or emailed to you and a copy of this must be clearly attached to the item or package being returned.
- iii) If a credit note, replacement part, or some other form of acknowledgement has not been received within two weeks of returning the item, please contact Customer Services to ensure that the return is being processed. Items incorrectly ordered or not required, will be restocked without a restocking charge, providing they are returned in perfect condition (including the condition of their original carton if applicable) and **providing they are returned within two weeks of the original delivery date.** Items 'older' than this or where the packaging (if applicable) is damaged, will be subject to a restocking charge of 20% of the invoiced value.

**WE REGRET THAT GOODS HELD FOR MORE THAN 3 MONTHS WILL NOT BE ACCEPTED FOR RETURN UNLESS THEY ARE BEING RETURNED UNDER WARRANTY.**

## Exceptions to item 4

All items that fall into the category of perishable products, or products subject to batch colour production. These cannot be returned and the main examples are listed below:-

- **Perishables** - Chemicals / Fragrances / Test Tablets / Test Strips / Test Reagents / Tile Grout Adhesive / Glues and Cleaners / Solvent Cements
- **Batch Control** - Paint / Copings / On Site Lining Material
- **Any 'one off' special orders.**

4b. If it has been agreed for Certikin to issue replacement part(s) for repair of equipment still under warranty, an invoice for the part(s) will be raised accordingly. The invoice will be credited only when the suspected faulty part(s) have been returned, inspected and found to be faulty. Please ensure that suspected faulty part(s) are returned in accordance with the above 'Goods Returns' procedure.

## 5 Images

All photographs, illustrations and drawings are for guidance only. We reserve the right to make minor alterations without notification. No images are to be reproduced without prior permission from Certikin International.

# Conversion Chart

TO CONVERT	INTO	MULTIPLY BY
<b>LENGTH</b>		
Micron	Metres	0.0001
Inches	Millimetres	25.4
Millimetres	Inches	0.03937
Inches	Centimetres	2.54
Centimetres	Inches	0.39370
Feet	Metres	0.30480
Metres	Feet	3.2808
Yards	Metres	0.9144
Metres	Yards	1.0936
Miles	Kilometres	1.609
Kilometres	Miles	0.62137
<b>AREA</b>		
Sq Inches	Sq cm	6.452
Sq cm	Sq Inches	0.155
Sq Metres	Sq Feet	10.764
Sq Feet	Sq Metres	0.0929
Sq Yards	Sq Metres	0.8361
Sq Metres	Sq Yards	1.19599
Sq Metres	Acres	0.000247
Acres	Sq Metres	4046.86
Hectare	Sq Metres	10,000
Acre	Hectare	0.4047
Hectare	Acre	2.471
<b>WEIGHT / MASS</b>		
Ounces	Grammes	28.3495
Grammes	Ounces	0.03527
Pounds	Ounces	453.59237
Grammes	Pounds	0.0022046
Pounds	Kilogrammes	0.45359
Kilogrammes	Pounds	2.20462
CWT	Kilogrammes	50.8
Kilogrammes	CWT	0.01968
Tons	Kilogrammes	1016.05
<b>CAPACITY / VOLUME</b>		
Cubic Inches	Cubic cm	16.387
Cubic cm	Cubic Inches	0.06102
Cubic Feet	Cubic Metres	0.0283
Cubic Metres	Cubic Feet	35.3147
Cubic Yards	Cubic Metres	0.76
Cubic Metres	Cubic Yards	1.30795
Pints	Fluid Ounces	20
Pints	Litres	0.568
Litres	Pints	1.761
Gallons	Litres	4.546
Litres	Gallons	0.22
UK Gallons	US Gallons	1.20095
US Gallons	UK Gallons	0.832674
Cubic Inches	Litres	0.01639
Litres	Cubic Inches	61.013

TO CONVERT	INTO	MULTIPLY BY
<b>CAPACITY / VOLUME</b>		
Pounds of Water	Cubic Feet	0.016
Cubic Feet of Water	Pounds	62.72
Gallons of Water	Pounds	10
Pounds of Water	Gallons	0.1
Cubic Feet of Water	Gallons	6.24
Gallons of Water	Cubic Feet	0.1602
Cubic Metres of Water	Gallons	220
<b>PRESSURE</b>		
Tons Per Sq Inch	Kg Per Sq Inch	1.575
Kg Per Sq mm	Tons Per Sq Inch	0.635
<b>POWER</b>		
HP	Watts	746
Watts	HP	0.00134
kW	BTU	3412
BTU	kW	0.000293
<b>PUMP CONVERSION VALUES</b>		
0.5HP	3 Amps	0.375kW
0.75HP	5 Amps	0.560kW
1.0HP	6 Amps	0.750kW
1.5HP	7 Amps	1.120kW
2.0HP	10 Amps	1.500kW
<b>POOL CAPACITY / VOLUME</b>		
To calculate pool capacity measure the length (L), Width (W) and average water depth (D)		
<b>SQUARE OR RECTANGLE POOLS</b>		
Imperial - Capacity = L x W x D x 6.25 Gallons		
Metric - Capacity = L x W x D x 1.0m <sup>3</sup>		
<b>ROUND OR OVAL POOLS</b>		
Imperial - Capacity = Ø x Ø x D x 4.90 Gallons		
Metric - Capacity = Ø x Ø x D x 0.80m <sup>3</sup>		
<b>MAXIMUM FLOW RATES THROUGH PIPE</b>		
	Suction @ 2m/s	Return @ 2.5m/s
1.5" Class C	10m <sup>3</sup> /hr	12.5m <sup>3</sup> /hr
2" Class C	15.7m <sup>3</sup> /hr	19.7m <sup>3</sup> /hr
<b>PRODUCT WEIGHTS / COVERAGE</b>		
22kg Adhesive will cover approx		9.29m <sup>2</sup>
2.5kg Grout will cover approx		1.86m <sup>2</sup>
5 ltr Chlorinated rubber paint covers approx		30m <sup>2</sup>
5 ltr water based paint covers approx		40m <sup>2</sup>
200mm x 610mm straight coping		15kg weight
305mm x 610mm straight coping		22kg weight
200mm x 457mm flat top coping		16kg weight



# Certikin UV Systems

For perfectly clean and clear water



Certikin UV Systems ensure that the swimming pool water will have amazing clarity by killing the single cell algae that causes green water. The units are designed using the latest technology to ensure that the water will flow effectively within the unit, allowing the ultraviolet light to destroy the algae as it passes through.

- Prevents algae formation and aids water clarification
- Kills bacteria, viruses and spores
- Reduces chemical consumption
- Salt water compatible
- Reduces Chloramine levels
- Easy to install and can be wall mounted horizontally or vertically
- Fully serviceable with both the lamp and control box being replaceable
- Affordable price and low running costs
- 2 year guarantee for total peace of mind



# POOL FITTINGS





**Certikin**  
FLUIDRA

## Certikin Pool Fittings & Lighting



Vanity

Prestige

Elegance

Fluidra

Mid Blue


Riverstone

Sublime

Blue Marble



# THE ULTIMATE SEAMLESS POOL FINISH



Pool fittings play a vital role in ensuring that a swimming pool functions seamlessly. Traditionally these fittings have been white in colour which does not always complement the overall design of the pool. However, with Certikin's range of patterned fittings you can now get the perfect match.

Specifically tested and developed for swimming pool conditions they are available to complement three of our best-selling liner patterns – Riverstone, Blue Marble and Sublime. With each pattern, the full range of fittings is available including inlets, main drain and light fascia ensuring the ultimate seamless pool finish for your next liner pool project.





## Certikin Skimmers - Concrete Pools



### Concrete Skimmers

A	HD100SN	Skimmer, collar weir - White
A	HD100SN/4	Pack of 4 HD100SN Skimmer - White
A	HD100SN+G	Skimmer, collar weir - Grey
A	HD100SN+B	Skimmer, collar weir - Black

### Extension Throats

A	HD102	Parallel extension throat - White
A	HD102+G	Parallel extension throat - Grey
A	HD102+B	Parallel extension throat - Black

### Wide Angle Extension Throats

A	HD101CS	Wide angle extension throat - White
A	HD101CS+G	Wide angle extension throat - Grey
A	HD101CS+B	Wide angle extension throat - Black

### Plumbed Skimmers

A	HD1001SCS	Skimmer + wide angle extension throat, plumbed - White
A	HD1002C	Skimmer + parallel extension throat plumbed - White

### Wall Fitting Pool Packages

B	ZZHDCS	Concrete Small Fittings Package: Includes 1 x Skimmer, 2 x Main Drains, 2 x Inlet returns, 1 x White LED Light, Transformer & Deck box
B	ZZHDCL	Concrete Large Fittings Package: Includes 2 x Skimmers, 2 x Main Drains, 4 x Inlet returns, 2 x White LED Light, Transformer & Deck box

### Skimmer Lid Kits

A	HD109	Skimmer lid, frame and screws - White
A	HD109+G	Skimmer lid, frame and screws - Grey
A	HD109+B	Skimmer lid, frame and screws - Black



HD100SN



HD100SN+G



HD100SN+B



HD102



HD102+G



HD102+B



HD101CS



HD101CS+G



HD101CS+B



HD1001SCS



HD1002C




HD109



HD109+G



HD109+B



Grey Liner Fitting  
Photograph used with kind permission of SPS Swimming Pools & Spas





## Skimmers

A	HD100SN	Skimmer, collar weir - White
A	HD100SN/4	Pack of 4 HD100SN Skimmer -White
A	HD100SN+G	Skimmer, collar weir - Grey
A	HD100SN+B	Skimmer, collar weir - Black
A	ZZ0259	Skimmer + Liner adapter kit (HD100SN + HD100LAK)



HD100SN

HD100SN+G

HD100SN+B

## Extension Throats

A	HD102LN	Parallel extension throat + liner adapter kit - White
A	HD102LN+G	Parallel extension throat + liner adapter kit - Grey
A	HD102LN+B	Parallel extension throat + liner adapter kit - Black



HD102LN

HD102LN+G

HD102LN+B

## Liner Adapter Kits

A	HD100LAK	Parallel throat liner skimmer adapter plate - White
A	HD100LAK+G	Parallel throat liner skimmer adapter plate - Grey
A	HD100LAK+B	Parallel throat liner skimmer adapter plate - Black
A	HD100LAK+MB	Parallel throat liner skimmer adapter plate - Medium Blue
A	HD100LAK+DB	Parallel throat liner skimmer adapter plate - Dark Blue



HD100LAK

HD100LAK+G

HD100LAK+B

HD100LAK+MB

HD100LAK+DB

## Wide Angle Extension Throats

A	HD101LT	Wide angle extension throat complete - White
A	HD101LS+G	Wide angle extension throat complete - Grey
A	HD101LS+B	Wide angle extension throat complete - Black
A	HD101LS+MB	Wide angle extension throat complete - Medium Blue
A	HD101LS+DB	Wide angle extension throat complete - Dark Blue
E	SPC432+SUB	WAET liner cover plate only - Sublime (425x195mm)
E	SPC432+MARB	WAET liner cover plate only - Marble (425x195mm)
E	SPC432+RIVER	WAET liner cover plate only - Riverstone (425x195mm)



HD101LT\*

SPC432+SUB

SPC432+MARB

SPC432+RIVER

\*Now available in 5 colours



White

Grey

Black

Mid Blue

Dark Blue

## Plumbed Skimmers - White

A	HD1001SLS	Skimmer and WAET plumbed
A	HD1002	Skimmer and Parallel ext plumbed



HD1001SLS

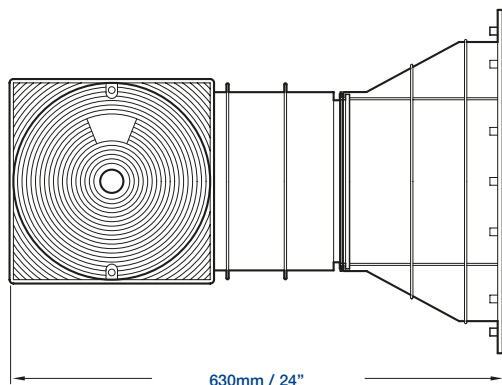
HD1002

## Wall Fitting Pool Packages - White

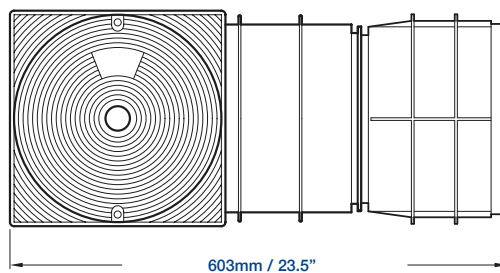
B	ZZHDLS	Liner Small Fittings Package: Includes 1 x Skimmer, 2 x Main Drains, 2 x Inlet returns, 1 x White LED Light, Transformer & Deck box
B	ZZHDLL	Liner Large Fittings Package: Includes 2 x Skimmers, 2 x Main Drains, 4 x Inlet returns, 2 x White LED Light, Transformer & Deck box

## Skimmer Lid Kits

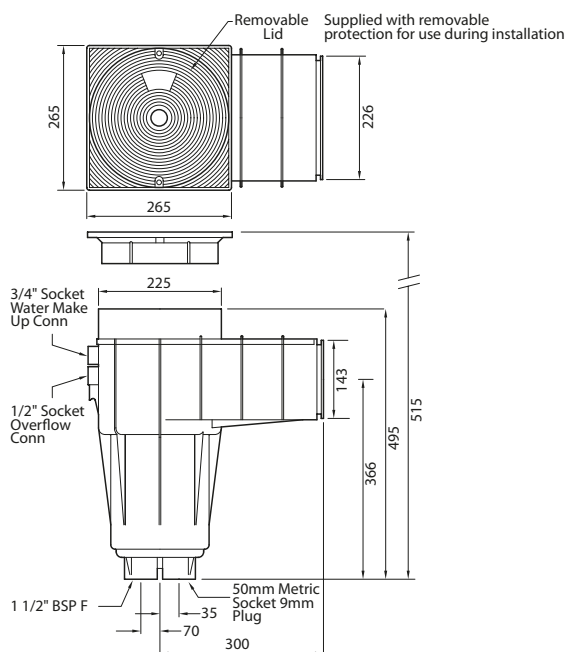
A	HD109	Skimmer lid, frame and screws - White
A	HD109+G	Skimmer lid, frame and screws - Grey
A	HD109+B	Skimmer lid, frame and screws - Black



HD1001SLS

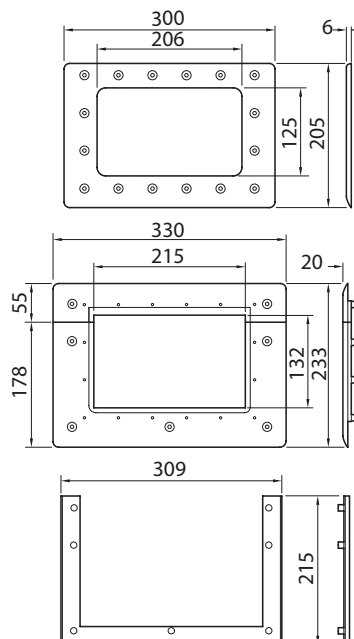


HD1002



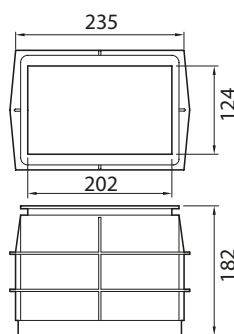
HD1005SN (conc/collar)  
HD100LAK (liner adapt kit)  
Has adjustable flow restrictor for bottom connection.  
Either flap or collar weir

HD1005SN



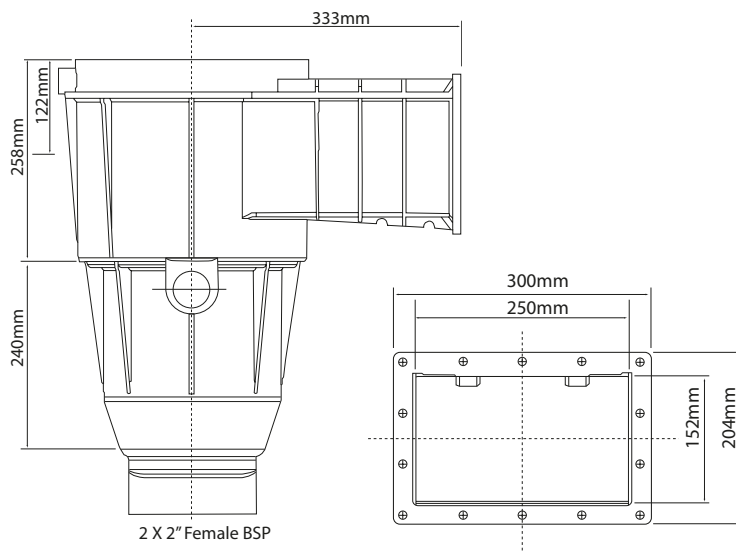
Complete with Gasket  
Self Tapping Screws  
Screw Covers

HD100LAK



Parallel  
Extension  
Throat

HD102



HD100SP

Skimmer maximum flow rate is 7.5m<sup>3</sup> per hour.

## Certikin Skimmers & Accessories



The Supa skimmer is a large capacity skimmer which is ideal for use in large domestic, semi commercial and commercial swimming pools.

As it has a large capacity basket it is also ideal for pools in leafy environments.

### Commercial - Supa Skimmer - Flow rate 10m<sup>3</sup>/hr

<b>C</b>	<b>HD100SP</b>	Supa skimmer - flap weir
<b>C</b>	<b>HD100SPL</b>	Supa skim flap liner parallel (beige lid)
<b>C</b>	<b>HD101SP</b>	Supa skimmer - WAET only - liner/concrete
<b>C</b>	<b>HD101SPL</b>	Supa skimmer liner adaptor kit for WAET
<b>C</b>	<b>SPSU11</b>	Supa skimmer lid extension ring
<b>C</b>	<b>SPSU15</b>	Supa skimmer lintel (ABS)
<b>C</b>	<b>SPSU10</b>	Supa skimmer escutcheon assembly kit



HD100SP

Suitable for  
Commercial  
Pools



SPSU11

### Automatic Water Leveller

<b>A</b>	<b>HD108N</b>	Automatic water leveller (top-up)
----------	---------------	-----------------------------------

### Skimmer Vacuum Adaptor

<b>A</b>	<b>HD103</b>	Certikin skimmer vacuum adaptor (Kornea) plate
----------	--------------	--



HD108N



HD103

### Skimmer Conversion Kit

<b>A</b>	<b>HD105</b>	Skimmer conversion kit (flap to collar weir)
----------	--------------	--

### Round Lid Frame

<b>A</b>	<b>SPC403R</b>	Round lid frame for Certikin skimmer
----------	----------------	--------------------------------------



HD105



SPC403R

### Skimmer Lid Extension

<b>A</b>	<b>SPC4031N</b>	Lid extension 40mm for HD100 skimmers
----------	-----------------	---------------------------------------

The HD100 skimmer lid extension is now stackable so that more than one can be used to achieve the desired lid height.



SPC4031N

### Universal Skimmer Basket

<b>E</b>	<b>ISIBASK01</b>	Universal Skimmer Basket
----------	------------------	--------------------------

Suitable for the majority of skimmers

Height: 150mm

Top dia: 140-230mm

Bottom dia: 100mm



Universal Skimmer Basket.  
Variable diameter to suit the majority of skimmers.

## Certikin Wall Inlets - Concrete Pools



### Eyeball Inlets

A	HD53C/5	1.5" Eyeball inlet - White - pack of 5
A	HD53C+G	1.5" Eyeball inlet - Grey
A	HD53C+B	1.5" Eyeball inlet - Black
A	ZHD53C	1.5" Eyeball inlet, c/w plumbed pipe (approx 550mm long) - White

\*Pack of 5 white only



HD53C/5

HD53C+G

HD53C+B

ZHD53C

### Fixed Grate Inlets

A	HD54C/5	1.5" Fixed grate inlet - White - pack of 5
A	HD54C+G	1.5" Fixed grate inlet - Grey
A	HD54C+B	1.5" Fixed grate inlet - Black
A	ZHD54C	1.5" Fixed grate inlet, c/w plumbed pipe (approx 550mm long) - White

\*Pack of 5 white only



HD54C/5

HD54C+G

HD54C+B

ZHD54C

### Vacuum Points

A	HD20/5	1.5" Vacuum point - White - pack of 5
A	HD20C+G	1.5" Vacuum point - Grey
A	HD20C+B	1.5" Vacuum point - Black
A	ZHD20C	1.5" Vacuum point, c/w plumbed pipe (approx 550mm long) - White
E	CK20SS	1.5" Stainless steel vacuum point c/w plug
E	CK202SS	2" Stainless steel vacuum point c/w plug

\*Pack of 5 white only



HD20/5

HD20/5+G

HD20/5+B

CK20SS

CK202SS

### Adjustable Inlets ABS

A	HD5015	1.5" Adjustable inlet ABS
A	HD5015/10	1.5" Adjustable inlet ABS - Pack of 10
A	HD502	2" Adjustable inlet ABS
A	HD502/10	2" Adjustable inlet ABS - Pack of 10



HD5015

HD502

### Adjustable Inlets

A	CK5015	1.5" Adjustable inlet chrome on brass
A	CK502SS	2" Adjustable inlet stainless steel



CK5015

### Puddle Flange

A	HD55/2	No Leak (puddle) flange 2" female thread / 1.5" socket
---	--------	--

2" Male  
BSP1.5"  
Socket



HD55/2

2"  
Female  
BSP





## Eyeball Inlets

A	HD53LT/5	1.5" Eyeball inlet - White - pack of 5
A	HD53LS+G	1.5" Eyeball inlet - Grey
A	HD53LS+B	1.5" Eyeball inlet - Black
A	HD53LS+MB	1.5" Eyeball inlet - Medium Blue
A	HD53LS+DB	1.5" Eyeball inlet - Dark Blue
E	HD53LS+SUB	1.5" Eyeball inlet - Sublime
E	HD53LS+MARB	1.5" Eyeball inlet - Marble
E	HD53LS+RIVER	1.5" Eyeball inlet - Riverstone
A	ZHD53LT	1.5" Eyeball inlet, c/w plumbed pipe (approx 550mm long) - White

\*Pack of 5 white only



ZHD53LT



HD53LT/5

## Fixed Grate Inlets

A	HD54LT/5	1.5" Fixed grate inlet - White - pack of 5
A	HD54LS+G	1.5" Fixed grate inlet - Grey
A	HD54LS+B	1.5" Fixed grate inlet - Black
A	HD54LS+MB	1.5" Fixed grate inlet - Medium Blue
A	HD54LS+DB	1.5" Fixed grate inlet - Dark Blue
E	HD54LS+SUB	1.5" Fixed grate inlet - Sublime
E	HD54LS+MARB	1.5" Fixed grate inlet - Marble
E	HD54LS+RIVER	1.5" Fixed grate inlet - Riverstone
A	ZHD54LT	1.5" Fixed grate inlet, c/w plumbed pipe (approx 550mm long) - White

\*Pack of 5 white only



ZHD54LT



HD54LT/5

## Vacuum Points

A	HD20LT/5	1.5" Vacuum point - White - pack of 5
A	HD20LT+G	1.5" Vacuum point - Grey
A	HD20LS+B	1.5" Vacuum point - Black
A	HD20LS+MB	1.5" Vacuum point - Medium Blue
A	HD20LS+DB	1.5" Vacuum point - Dark Blue
E	HD20LS+SUB	1.5" Vacuum point - Sublime
E	HD20LS+MARB	1.5" Vacuum point - Marble
E	HD20LS+RIVER	1.5" Vacuum point - Riverstone
A	ZHD20LT	1.5" Vacuum point, c/w plumbed pipe (approx 550mm long) - White

\*Pack of 5 white only



HD20LT/5

## Wall Inlets for Panel Pools

A	HD53PLT/5	1.5" Eyeball inlet - White - pack of 5
A	HD54PLT/5	1.5" Fixed grate inlet - White - pack of 5
A	HD20PLT/5	1.5" Vacuum point - White - pack of 5
901	SPC493	Panel inlet backnut

\*Pack of 5 white only

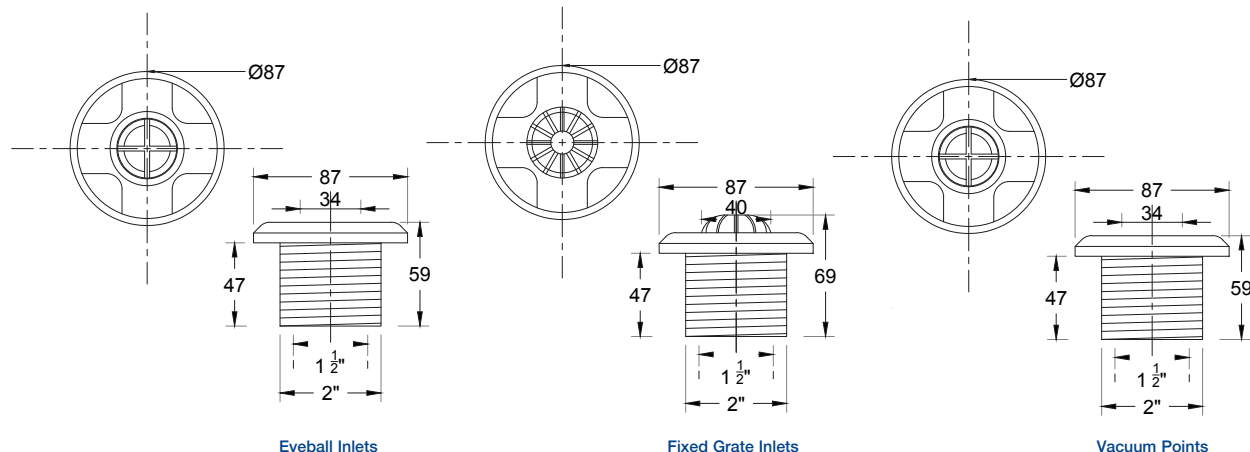


HD53PLT/5

HD54PLT/5

Return to pool flow rates

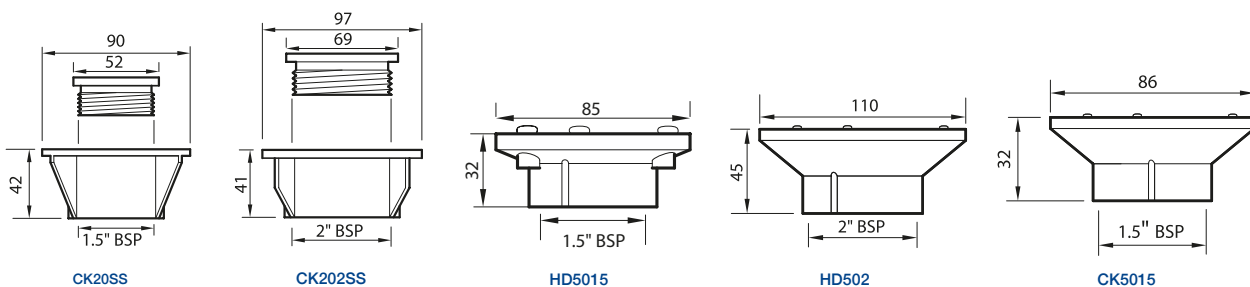
Code	Flow	Code	Flow
HD53C	5m³/Hr	CK20	5m³/Hr
HD54C	5m³/Hr	CK202	9m³/Hr
HD20	5m³/Hr	CK5015	5m³/Hr
		CK502	9m³/Hr



Eyeball Inlets

Fixed Grate Inlets

Vacuum Points



CK20SS

CK202SS

HD5015

HD502

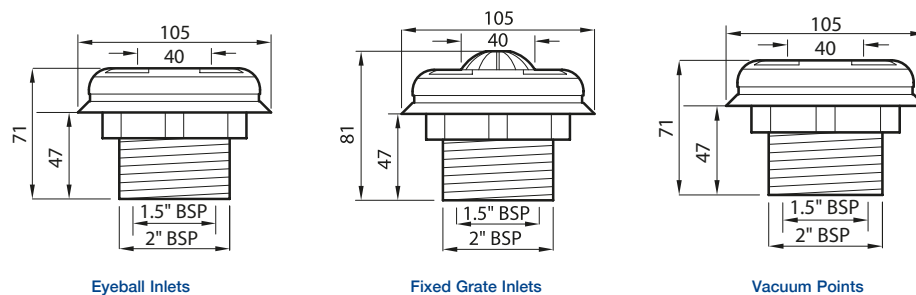
CK5015

Certikin Wall Inlets - Liner Pools and Panel Pools

Technical Information

Return to pool flow rates

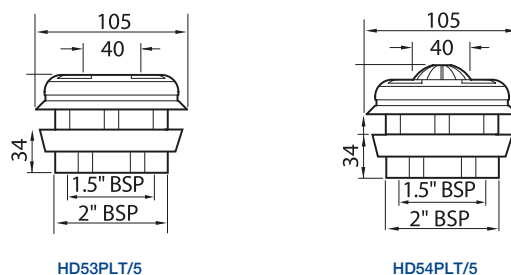
Code	Flow
HD53L	5m³/Hr
HD53PL	5m³/Hr
HD54L	5m³/Hr
HD54PL	5m³/Hr
HD20L	5m³/Hr
HD20PL	5m³/Hr
HD5015	5m³/Hr
HD502	9m³/Hr



Eyeball Inlets

Fixed Grate Inlets

Vacuum Points



HD53PLT/5

HD54PLT/5

## Certikin Main Drains - Concrete Pools



Current regulations state that every pool must have at least two main drains. Therefore, at least one main drain on every pool will need the bottom port sealed off. The Certikin main drain body has a knock-out blanking plate in the bottom port to save you time and money on site.

On commercial or shallow pool applications, stainless steel main drain grilles must be used. Main drains must be arranged so that there is no risk of bathers being drawn towards them or entrapped. Regulations state that on all installations a minimum of 2 x main drains must be installed 2 metres apart.

### Main Drains - Concrete

<b>A</b>	<b>HD33</b>	6" Main drain with anti vortex grille - White
<b>A</b>	<b>ZZ0301</b>	Main drain c/w plug bush and nipple - White
<b>A</b>	<b>ZZ0302</b>	Main drain c/w hydro relief valve, collection tube, bush and nipple, White plug bush and nipple - White
<b>A</b>	<b>HD33C+G</b>	6" Main drain with anti vortex grille - Grey
<b>A</b>	<b>ZZ0301+G</b>	Main drain c/w plug bush and nipple - Grey
<b>A</b>	<b>ZZ0302+G</b>	Main drain c/w hydro relief valve, collection tube, bush and nipple, White plug bush and nipple - Grey
<b>A</b>	<b>HD33C+B</b>	6" Main drain with anti vortex grille - Black
<b>A</b>	<b>ZZ0301+B</b>	Main drain c/w plug bush and nipple - Black
<b>A</b>	<b>ZZ0302+B</b>	Main drain c/w hydro relief valve, collection tube, bush and nipple, White plug bush and nipple - Black



HD33



HD33C+G



HD33C+B

### Main Drains - Concrete - Flat Grille

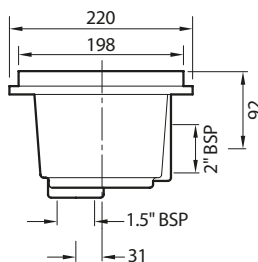
<b>A</b>	<b>HD33D</b>	Main drain c/w flat grille - White
----------	--------------	------------------------------------



HD33D

#### Recommended Maximum Flow Rates

Model	Nominal Size	Flow Area (mm²)	Max Flow (m³/h)
HD33	250mm / 10" Ø	16818	10 on 1.5" pipe
HD33	250mm / 10" Ø	16818	15.7 on 2" pipe
HD33D	186mm / 7.25" Ø	11312	10 on 1.5" pipe
HD33D	186mm / 7.25" Ø	11312	12 on 2" pipe



16,818mm² open surface area  
HD33D

## Certikin Main Drains - Liner Pools



### Main Drains - Liner

A	HD33LT	6" Main Drain with Anti Vortex - White
A	ZZ0352	Main Drain c/w plug bush and nipple - White
A	ZZ0353P	Main Drain c/w hydro relief valve, collection tube, bush and nipple, White plug bush and nipple - White
A	HD33L+G	6" Main Drain with Anti Vortex - Grey
A	ZZ0352+G	Main Drain c/w plug bush and nipple - Grey
A	ZZ0353P+G	Main Drain c/w hydro relief valve, collection tube, bush and nipple, White plug bush and nipple - Grey
A	HD33L+B	6" Main Drain with Anti Vortex - Black
A	ZZ0352+B	Main Drain c/w plug bush and nipple - Black
A	ZZ0353P+B	Main Drain c/w hydro relief valve, collection tube, bush and nipple, White plug bush and nipple - Black
A	HD33L+MB	6" Main Drain with Anti Vortex - Medium Blue
A	ZZ0352+MB	Main Drain c/w plug bush and nipple - Medium Blue
A	ZZ0353P+MB	Main Drain c/w hydro relief valve, collection tube, bush and nipple, White plug bush and nipple - Medium Blue
A	HD33L+DB	6" Main Drain with Anti Vortex - Dark Blue
A	ZZ0352+DB	Main Drain c/w plug bush and nipple - Dark Blue
A	ZZ0353P+DB	Main Drain c/w hydro relief valve, collection tube, bush and nipple, White plug bush and nipple - Dark Blue



### Main Drains - Liner - Flat Grille

D	HD33LD	Main Drain c/w flat Grille - White
A	CK33S	Stainless steel main drain grille c/w screws and flange - White
E	SPHD33LO+SUB	Flat Main Drain Grille (Stainless Steel) c/w flange gasket and screws - Sublime
E	SPHD33LO+MARB	Flat Main Drain Grille (Stainless Steel) c/w flange gasket and screws - Marble
E	SPHD33LO+RIVER	Flat Main Drain Grille (Stainless Steel) c/w flange gasket and screws - Riverstone



SPHD33LO+SUB SPHD33LO+MARB SPHD33LO+RIVER  
8,912mm<sup>2</sup> open surface area. Comes with face plate.

### Hydro Relief Valves

A	CK34S	1.5" hydro relief valve - Brass
A	HD34	1.5" hydro relief valve - ABS
A	HD35	1.5" collection tube - ABS



### Grilles -Anti Vortex

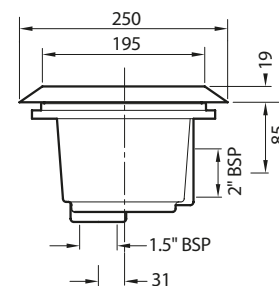
A	SPC266N	Anti vortex main drain grille - White
A	SPC266N+G	Anti vortex main drain grille - Grey
A	SPC266N+B	Anti vortex main drain grille - Black
A	SPC266N+MB	Anti vortex main drain grille - Medium Blue
A	SPC266N+DB	Anti vortex main drain grille - Dark Blue



### Recommended Maximum Flow Rates

Model	Nominal Size	Flow Area (mm <sup>2</sup> )	Max Flow (m <sup>3</sup> /h)
HD33LT	250mm / 10" Ø	16818	10 on 1.5" pipe
HD33LT	250mm / 10" Ø	16818	15.7 on 2" pipe
HD33LD	186mm / 7.25" Ø	11312	10 on 1.5" pipe
HD33LD	186mm / 7.25" Ø	11312	12 on 2" pipe
CK33S	186mm / 7.25" Ø	8912	14.7
SPC266N	250mm / 10" Ø	16818	18

PLEASE NOTE: The flow of SPC266N and CK33S relate to the grille only, not the main drain.



HD33LT

## Commercial Main Drains



On commercial or shallow pool applications, stainless steel main drain grilles must be used. Main drains must be arranged so that there is no risk of bathers being drawn towards them or entrapped. Regulations state that on all installations a minimum of 2 x main drains must be installed 2 metres apart.

### Main Drains - Concrete Pools 250 x 250mm (Grille) 330 x 330mm (Frame) - AISI-316/Polyester

D	HMD252/90	Main Drain 250 x 250 with 90mm connections - 20m³/hr (0.3m/s) 33m³/hr (0.5m/s)
D	HMD252/110	Main Drain 250 x 250 with 110mm connections - 20m³/hr (0.3m/s) 33m³/hr (0.5m/s)

### Main Drains - Concrete Pools 250 x 250mm (Grille) 330 x 330mm (Frame) - AISI-316/Polyester - Reinforced

D	HMD252/90R	Main Drain 250 x 250 with 90mm connections - 20m³/hr (0.3m/s) 33m³/hr (0.5m/s)
D	HMD252/110R	Main Drain 250 x 250 with 110mm connections - 20m³/hr (0.3m/s) 33m³/hr (0.5m/s)

### Main Drains - Concrete Pools 410 x 410mm (Grille) 510 x 510mm (Frame) - AISI-316/Polyester

D	HMD410/110	Main Drain 410 x 410 with 110mm connections - 33m³/hr (0.3m/s) 55m³/hr (0.5m/s)
D	HMD410/125	Main Drain 410 x 410 with 125mm connections - 43m³/hr (0.3m/s) 71m³/hr (0.5m/s)
D	HMD410/160	Main Drain 410 x 410 with 160mm connections - 62m³/hr (0.3m/s) 103m³/hr (0.5m/s)
D	HMD410/200	Main Drain 410 x 410 with 200mm connections - 62m³/hr (0.3m/s) 103m³/hr (0.5m/s)

### Main Drains - Concrete Pools 410 x 410mm (Grille) 510 x 510mm (Frame) - AISI-316/Polyester - Reinforced

D	HMD410/110R	Main Drain 410 x 410 with 110mm connections - 33m³/hr (0.3m/s) 55m³/hr (0.5m/s)
D	HMD410/125R	Main Drain 410 x 410 with 125mm connections - 43m³/hr (0.3m/s) 71m³/hr (0.5m/s)
D	HMD410/160R	Main Drain 410 x 410 with 160mm connections - 62m³/hr (0.3m/s) 103m³/hr (0.5m/s)
D	HMD410/200R	Main Drain 410 x 410 with 200mm connections - 62m³/hr (0.3m/s) 103m³/hr (0.5m/s)

### Main Drains - Liner Pools 250 x 250mm (Grille) 330 x 330mm (Frame) - AISI-316/Polyester

D	PMD252/90	Main Drain 250 x 250 with 90mm connections - 20m³/hr (0.3m/s) 33m³/hr (0.5m/s)
D	PMD252/110	Main Drain 250 x 250 with 110mm connections - 20m³/hr (0.3m/s) 33m³/hr (0.5m/s)

### Main Drains - Liner Pools 250 x 250mm (Grille) 330 x 330mm (Frame) - AISI-316/Polyester - Reinforced

D	PMD252/90R	Main Drain 250 x 250 with 90mm connections - 20m³/hr (0.3m/s) 33m³/hr (0.5m/s)
D	PMD252/110R	Main Drain 250 x 250 with 110mm connections - 20m³/hr (0.3m/s) 33m³/hr (0.5m/s)

### Main Drains - Liner Pools 410 x 410mm (Grille) 510 x 510mm (Frame) - AISI-316/Polyester

D	PMD410/110	Main Drain 410 x 410 with 110mm connections - 33m³/hr (0.3m/s) 55m³/hr (0.5m/s)
D	PMD410/125	Main Drain 410 x 410 with 125mm connections - 43m³/hr (0.3m/s) 71m³/hr (0.5m/s)

### Main Drains- Liner Pools 410 x 410mm (Grille) 510 x 510mm (Frame) - AISI-316/Polyester

D	PMD410/160	Main Drain 410 x 410 with 160mm connections - 62m³/hr (0.3m/s) 103m³/hr (0.5m/s)
---	------------	--

### Main Drains - Liner Pools 410 x 410mm (Grille) 510 x 510mm (Frame) - AISI-316/Polyester

D	PMD410/200	Main Drain 410 x 410 with 200mm connections - 62m³/hr (0.3m/s) 103m³/hr (0.5m/s)
---	------------	--

### Main Drains - Liner Pools 410 x 410mm (Grille) 510 x 510mm (Frame) - AISI-316/Polyester - Reinforced

D	PMD410/110R	Main Drain 410 x 410 with 110mm connections - 33m³/hr (0.3m/s) 55m³/hr (0.5m/s)
D	PMD410/125R	Main Drain 410 x 410 with 125mm connections - 43m³/hr (0.3m/s) 71m³/hr (0.5m/s)
D	PMD410/160R	Main Drain 410 x 410 with 160mm connections - 62m³/hr (0.3m/s) 103m³/hr (0.5m/s)
D	PMD410/200R	Main Drain 410 x 410 with 200mm connections - 62m³/hr (0.3m/s) 103m³/hr (0.5m/s)

### Main Drain Frame (20mm deep) & Grille Only - AISI-304

E	CK3612	300 x 300 x 1.5mm main drain grille & frame only - 25m³/hr (0.3m/s) 43m³/hr (0.5m/s)
---	--------	--

### Main Drain Frame (20mm deep) & Grille Only - AISI-305

E	CK3616	400 x 400 x 1.5mm main drain grille & frame only - 50m³/hr (0.3m/s) 83m³/hr (0.5m/s)
---	--------	--

### Main Drain Frame (20mm deep) & Grille Only - AISI-306

E	CK3618	500 x 500 x 1.5mm main drain grille & frame only - 81m³/hr (0.3m/s) 136m³/hr (0.5m/s)
---	--------	---

### Main Drain Frame (30mm deep) & Grille Only - Reinforced - AISI-304

E	CK3612M	300 x 300 x 3mm main drain grille & frame only - 25m³/hr (0.3m/s) 43m³/hr (0.5m/s)
---	---------	--

### Main Drain Frame (30mm deep) & Grille Only - Reinforced - AISI-305

E	CK3616M	400 x 400 x 3mm main drain grille & frame only - 50m³/hr (0.3m/s) 83m³/hr (0.5m/s)
---	---------	--

### Main Drain Frame (30mm deep) & Grille Only - Reinforced - AISI-306

E	CK3618M	500 x 500 x 3mm main drain grille & frame only - 81m³/hr (0.3m/s) 136m³/hr (0.5m/s)
---	---------	---




HMD410/110



PMD252/90



CK3612



CK3612M

Reinforced grilles should be used in shallow water pools.

We can make replacement main drain grilles from HDPE to match any shape or size of drain.

#### Recommended Maximum Flow Rates

Model	Nominal Size	Flow Area (mm²)	Max Flow (m³/h)
CK3612	300 x 300mm	24223	26
CK3616	400 x 400mm	44756	48
CK3618	500 x 500mm	73602	79

## Floor Inlets



### Adjustable Floor Inlet

**A VF104** Adjustable floor inlet 2" (63mm) diameter

### Floor Inlet - AISI316

**A VF107** Floor inlet with rapid attachment (50-63mm pipe)

### Floor Geyser Inlet - AISI316

**A VF108** Floor geyser inlet with rapid attachment (50-63 mm pipe)

### Floor Inlet - ABS

**A VF106** Floor inlet with rapid attachment (50-63 mm pipe)



VF104



VF107



VF108



VF106

Flow:  
10m³/hr  
@2m/s

### Gutter Drains

**A CK105SS** 2" Gutter Drain - Stainless Steel

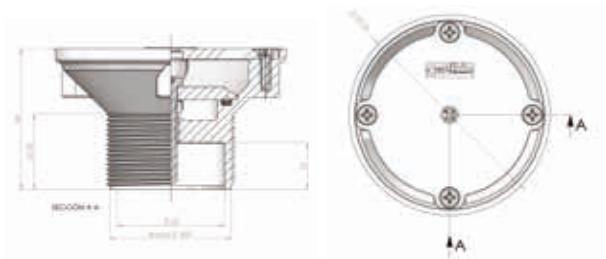
**A VF105** Gutter drain 2" (63mm) female plain



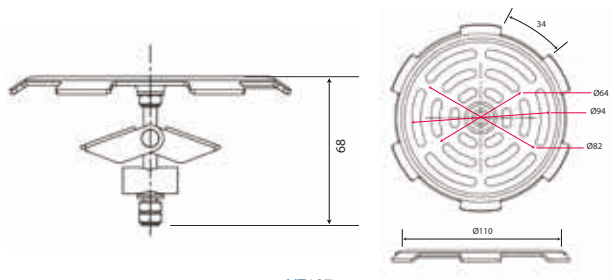
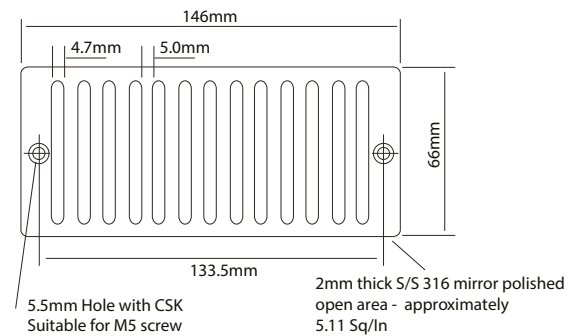
CK105SS



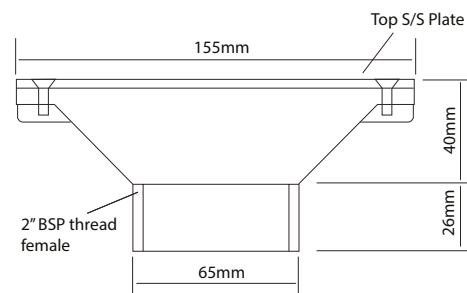
VF105



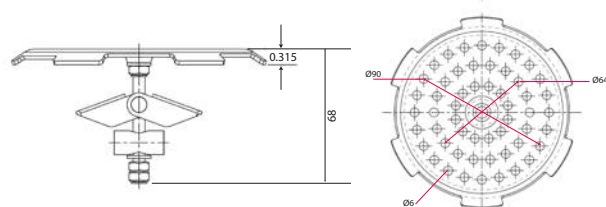
VF104  
Flow: 14m³/hr @ 2m/s



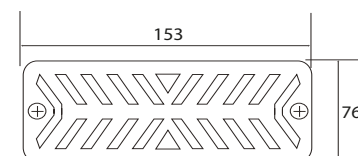
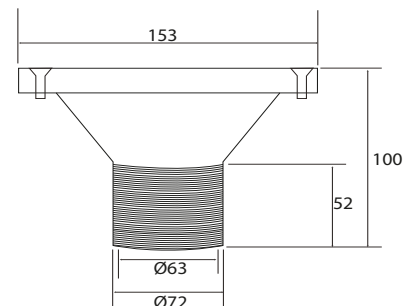
VF107  
Flow: 20m³/hr @ 2m/s



CK105SS



VF108  
Flow: 11m³ @ 2m/s



VF105





## Refurbishment Kits

D	SPHD100	Skimmer lid replacement kit
D	SPHD101LT	W.A.L.E.T spare parts kit
D	SPHD108	Auto top-up lid replacement kit
A	HD100LAK	P.E.T (new) spare parts kit
D	SPPU9L	Liner light spare parts kit for PU9
D	SPPU10	Deck box replacement kit
D	SPHD33LT	Main drain spare parts kit
D	SPHD33LO	Main drain (old type) spare parts kit
D	SPHD53LT	Inlet spare parts kit
A	HD109	Skimmer lid & frame & screws




SPHD100



SPHD101LT



SPHD108



HD100LAK



SPPU9L



SPPU10



SPHD33LT



SPHD33LO



SPHD53LT





PRIVATE POOLS



HOTEL POOLS



PUBLIC POOLS

## **fluvo**<sup>®</sup> – the world of swimming pool water features

Our **fluvo**<sup>®</sup> products transform  
swimming pools into bubbling  
adventure oases.

Counter current systems, hydro-massage,  
water curtain systems and air bubble  
systems are used with water and air  
inspiring effects to simulate mother nature.

Our products are compatible  
with the myfluvo<sup>®</sup> app.



## Certikin Stainless Steel Fittings - Concrete Pools



### Eyeball Inlets for HD53C - Eyeball Not Included

D	CKSA001	Eyeball Inlet Transformation Kit - Round
D	CKSA002	Eyeball Inlet Transformation Kit - Square



CKSA001



CKSA002

### Vac Points for HD20

D	CKSA003	Vac Point Transformation Kit - Round
D	CKSA004	Vac Point Transformation Kit - Square



CKSA003



CKSA004

### Fixed Grate Inlets for HD54C

D	CKSA039	F/Grate Inlet Transformation Kit - Round
D	CKSA040	F/Grate Inlet Transformation Kit - Square



CKSA039



CKSA040

### Skimmer Lid & Frame - for HD100

D	CKSA013	HD100 Skimmer Lid & Frame
---	---------	---------------------------



CKSA013

### Deck Box Lid & Frame for PU10N

D	CKSA012	PU10N Deck Box Lid & Frame
---	---------	----------------------------



CKSA012

### WAET Cover Plate - for HD101CS

D	CKSA014	Wide angled extension throat cover plate
---	---------	--



CKSA014

### Light Cover Plates for PU6

D	CKSA011	PU6 Light Transformation Plate - Square
A	SPC4756S	PU6 Light Transformation Plate - Round



CKSA011




SPC4756S

### Stainless Steel Skimmers - Complete

D	CKSA032	Complete S/S Front Access Skimmer With 2" MT Connection
D	CKSA033	Complete S/S Narrow Mouth Skimmer With 1.5" MT Connection



CKSA032



CKSA033

## Stainless Steel Fittings



### Stainless Steel Fittings - Skimmers

D	CKSS520	Skimmer body housing only
D	CKSS521	Standard internal basket for skimmer with faceplate
D	CKSS525	Skimmer liner adaptor kit



CKSS520

### Stainless Steel Fittings - Light & Deck Box

D	CKSS393	Deck box - stainless steel - IP53 rated
---	---------	---



CKSS393

### Stainless Steel Fittings - Main Drain

D	CKSS196	Main drain 1.5" base - 2" side outlet
D	CKSS268	Main drain - 2" side outlet



CKSS196



CKSS268

### Stainless Steel Fittings - Conduits

D	CKSS327	Wall conduit 240mm long 1.5" female thread
D	CKSS328	Wall conduit 340mm long 1.5" female thread
D	VPLF05	5m flexible conduit - 25mm male thread



CKSS327

### Stainless Steel Fittings - Pool Fittings

D	CKSS318/25	1.5" Eyeball return inlet 50mm long
D	CKSS15839	2" Adjustable return inlet
D	CKSS644E	1.5" external thread vac point with lid - 50mm long



CKSS318/25  
Flow Rate  
4.5m³/hr



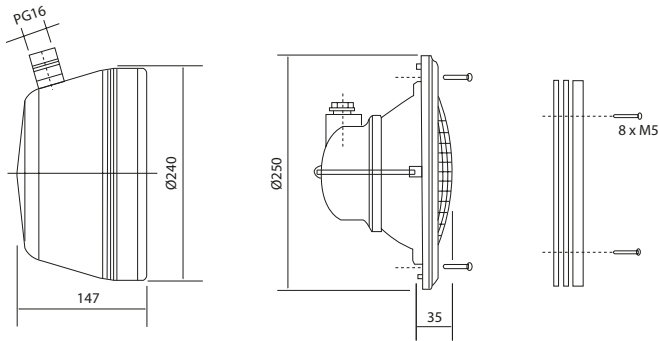
CKSS15839



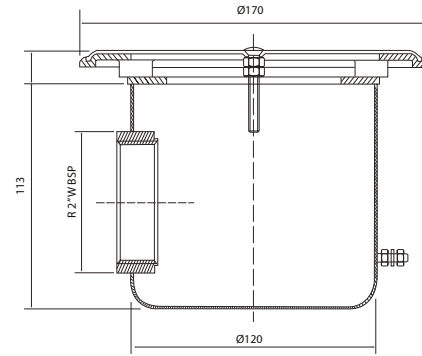
CKSS644E

## Stainless Steel Fittings

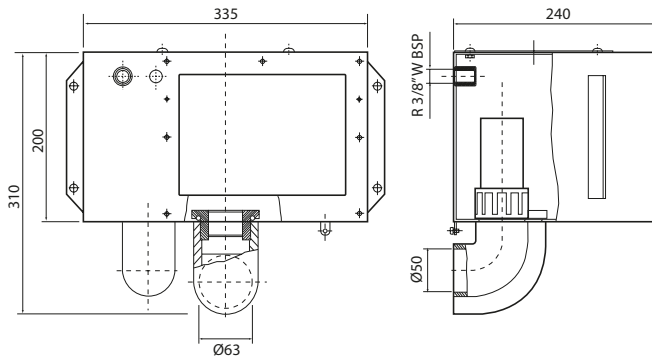
## Technical Information



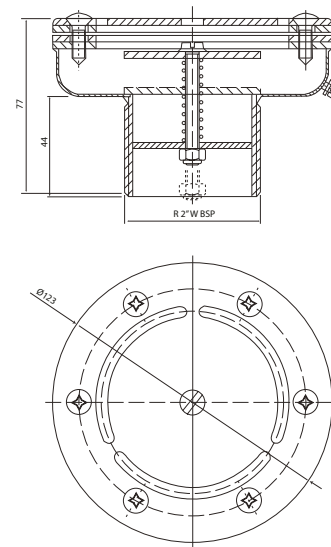
Stainless Steel Light - CKSS358



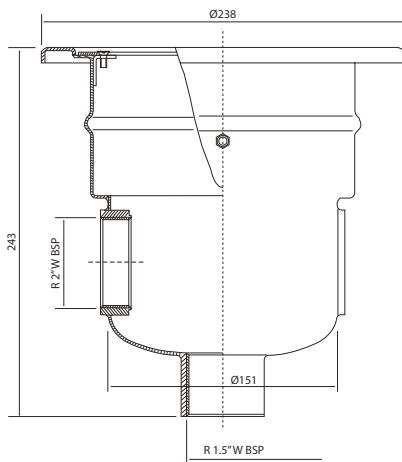
Stainless Main Drain 2" Side Outlet - CKSS268  
Flow Rate 6m³/hr



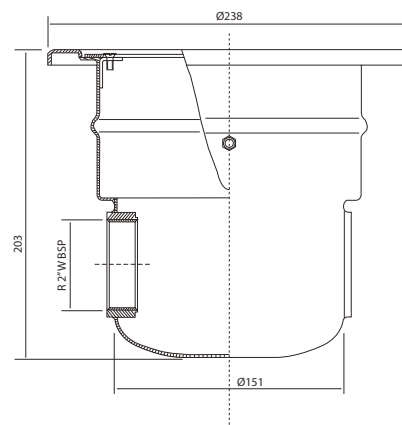
Stainless Steel Skimmer - CKSS520  
Flow Rate 7.5m³/hr



Stainless Adjustable Return Inlet - CKSS15839  
Flow Rate 13m³/hr



Stainless Main Drain - CKSS196  
Flow Rate 13m³/hr



Stainless Main Drain - CKSS268  
Flow Rate 13m³/hr



## Flolux Stainless Steel Pool & Spa Fittings



Certikin's range of Flolux fittings finished with polished 316 stainless steel enable architects, pool designers and builders to maintain high standards of design and construction. Innovatively designed in Australia, Flolux fittings ensure every aspect of a pool or spa is visually and functionally of the highest calibre.

### Features

- Easy installation - simply push fit into standard 1.5" pipe
- Suitable for concrete pools, spas and other submerged applications
- Sits flush to pool & spa walls and floors
- Polished for a superior, first-class finish

Please note: Flolux fittings should not be used in any body of water where an electrical charge is produced by a sanitation system or otherwise.

### Flolux Stainless Steel Pool & Spa Fittings

D	FLX001	Flolux Flojet Eyeball Inlet for 1.5" pipe
D	FLX002	Flolux Flosafe Grille for 1.5" pipe
D	FLX003	Flolux Floair Diffuser for 1" pipe
D	FLX005	Flolux Flofloor Return 1.5" socket fit
D	FLX006	Flolux Flojet Eyeball Inlet for 1.5" thread
D	FLX007	Flolux Flojet Eyeball Inlet for 2" pipe
D	FLX008	Flolux Floair Control for 1" pipe
D	FLX010	Flolux Flosuction Grille for 2" pipe
D	FLX011	Flolux Flosuction Grille 2" with backnut
D	FLX024	Vac point cover plate 1.5" BSP c/w adapter to fit 2" class C ABS pipe



FLX024



FLX001



FLX002



FLX003



FLX005



FLX006



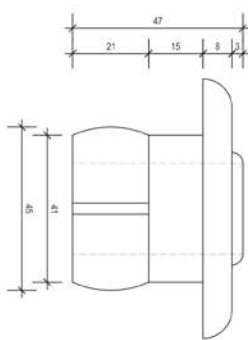
FLX007



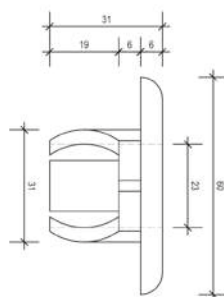
FLX008



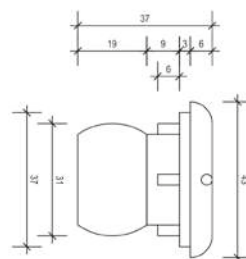
FLX010



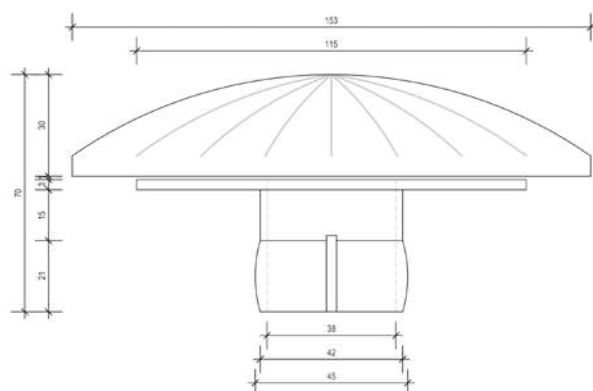
FLX001



FLX003



FLX008



FLX002

Flow rate 9.75m<sup>3</sup>/hr @ 0.3m/s

# LIGHTING



## Certikin Quick Change PU6 U/W Lights



High intensity LED lighting that is environmentally friendly thanks to its long life (up to 100,000 hours) and high energy efficiency (uses 90% less power than a traditional lighting system).

### Certikin White LED Lights

- 12v Power Supply
- Power consumption 14.5W - white (24VA)
- Initial output 1485 (white) lumens
- IPX8 protection
- 24VA



PU6CLTW



PU63LTW



PLQW080018  
Lamp only

#### PU6 Quick Change LT White LED Lights

C	<b>PU6CLTW</b>	LT LED Concrete Light & Niche - White
C	<b>PU6LLTW</b>	LT LED Liner Light & Niche - White
C	<b>PU63LTW</b>	LT LED White Light Guts - 2.8m Cable
C	<b>PLQW080018</b>	LT LED White PAR56 Lamp Only
901	<b>SPC469SN</b>	Bulb O'Ring for White LED

### Certikin Colour Change LED Lights

- 12v Power Supply
- Power consumption 22W (37VA)
- Initial output 1100 lumens

#### PU6 Quick Change LT Colour LED Lights

C	<b>PU6CLTC</b>	LT LED Concrete Light & Niche - Colour Change
C	<b>PU6LLTC</b>	LT LED Liner Light & Niche - Colour Change
C	<b>PU63LTC</b>	LT LED Colour Change Light Guts - 2.8m Cable
C	<b>PLQC0800</b>	LT LED Colour Change PAR56 Lamp Only
901	<b>SPC853</b>	Bulb O'Ring for Colour Change LED



PLQC0800  
Lamp only



SPLT2002  
Receiver



SPLT001  
Remote Control

#### LT LED Colour Change Controls

C	<b>PLBP100</b>	Closed Push Button - Controls 1 Light
C	<b>SPLT2002</b>	Control Panel Receiver - 2015 lights onwards - requires SPLT001
C	<b>SPLT001</b>	Remote Control - 2015 lights onwards - requires SPLT2002

### Certikin Ultra Bright LT LED Lights

(recommended for commercial pools)

- 12v AC Power Supply
- Power consumption 58W (60VA)
- Output 4320 lumens (almost 3 times brighter than the standard unit!)

#### PU6 Quick Change LT White - ULTRA BRIGHT LED Lights

C	<b>PU6CLTU</b>	Ultra Bright LED Concrete Light & Niche - White
C	<b>PU6LLTU</b>	Ultra Bright LED Liner Light & Niche - White
C	<b>PU63LTU</b>	Ultra Bright LED Guts - 2.8m Cable
C	<b>PLQW0800U</b>	Ultra Bright LED PAR 56 Lamp Only - White

### PU6 light accessories

#### PU6 Quick Change U/W Light Components

A	<b>SPC4756S</b>	PU6 Stainless Steel Fascia Ring
A	<b>SPC4756+B</b>	PU6 Black Fascia Ring - Plastic
A	<b>SPC4756+G</b>	PU6 Grey Fascia Ring - Plastic
A	<b>SPC4756+MB</b>	PU6 Medium Blue Fascia Ring - Plastic
A	<b>SPC4756+DB</b>	PU6 Dark Blue Fascia Ring - Plastic
E	<b>SPC4756+SUB</b>	PU6 Fascia Ring - Sublime
E	<b>SPC4756+MARB</b>	PU6 Fascia Ring - Marble
E	<b>SPC4756+RIVER</b>	PU6 Fascia Ring - Riverstone
D	<b>CKSA011</b>	PU6 Stainless Steel Fascia - Square



Light shown with optional  
SPC4756S stainless steel face ring.



Light shown with optional  
CKSA011 stainless steel fascia.



SPC4756+B

SPC4756+G

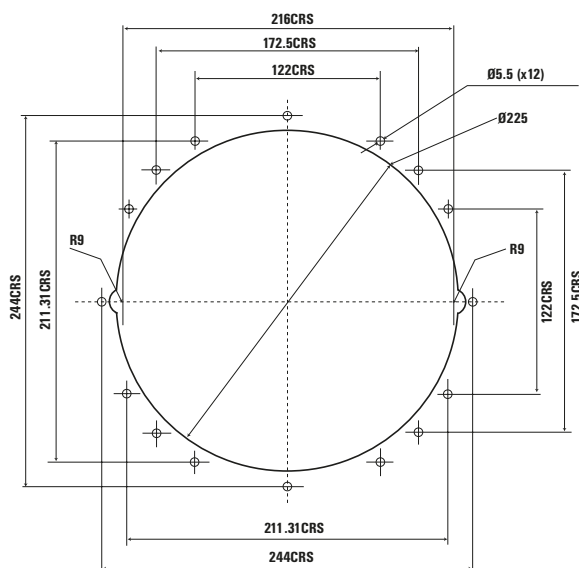
SPC4756+MB

SPC4756+DB

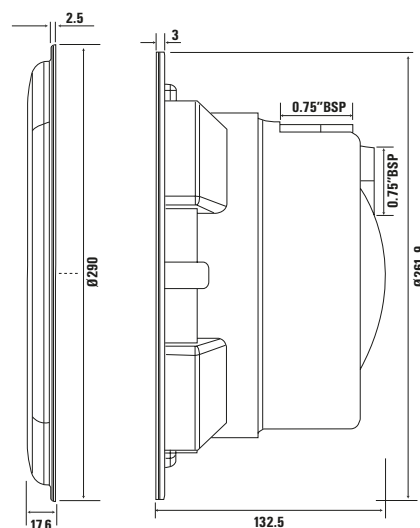
SPC4756+SUB

SPC4756+MARB

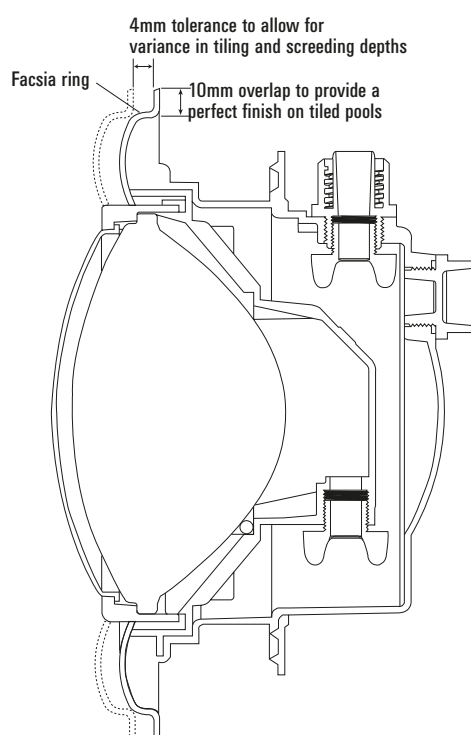
SPC4756+RIVER



Panel mount cut out details



Niche & fascia ring



Light & niche

#### Transformer Usage Chart

Light Type	PU11060	PU11H	PU11S
300W sealed beam	0	0	1
LT White LED	1	4	12
LT Colour Change LED	0	0	7
Ultra Bright LED	0	1	4
Sylvania LED	1	3	10



PU10N



PU11H



PU11S



## Certikin PU9 Standard U/W Lights



### PU9 Standard LT White LED Lights

C	<b>PU9CLTW</b>	LT LED Concrete light & niche - white
C	<b>PU9LLTW</b>	LT LED Liner light & niche - white

### PU9 LT White LED Light Components

C	<b>PU93LTW</b>	LT LED White light guts - 2.8m cable
C	<b>PLQW080018</b>	LT LED White PAR56 lamp only (No 'O' ring) - 16W

### PU9 LT White - ULTRABRIGHT LED Lights

C	<b>PU9CLTU</b>	Ultra Bright LED Concrete light & niche
C	<b>PU9LLTU</b>	Ultra Bright LED Liner light & niche
C	<b>PU93LTU</b>	Ultra Bright LED PU9 Guts c/w 2.8m Cable
C	<b>PLQW0800U</b>	Ultra Bright LED PAR56 white lamp only - 58W

### PU9 Standard LT Colour Change LED Lights

C	<b>PU9CLTC</b>	LT LED Concrete light & niche - colour change
C	<b>PU9LLTC</b>	LT LED liner light & niche - colour change

### PU9 LT Colour Change LED Light Components

C	<b>PU93LTC</b>	LT LED Colour change light guts - 2.8m cable
C	<b>PLQC0800</b>	LT LED Colour change PAR56 lamp only (No 'O' ring) - 27W (37VA)

### LT LED Colour Change Controls

C	<b>PLBP100</b>	Closed push button - controls 1 light
C	<b>SPLT2002</b>	Control Panel Receiver - 2015 lights onwards - requires SPLT001
C	<b>SPLT001</b>	Remote Control - 2015 lights onwards - requires SPLT2002

WSL

### Accessories/Spares for PU9 U/W Lights

A	<b>PU15C</b>	Impact resistant lens - clear
B	<b>PU9V</b>	Light cable vulcanised sealing kit
A	<b>SPC464</b>	15m coil flexible conduit



PU9CLTW



PU93LTW


PLQW080018  
Lamp only


PU9CLTC



PU93LTC


PLQC0800  
Lamp only

Receiver  
SPLT2002

Remote Control  
SPLT001

## Sylvania Colour Change LED Lights



### Features

- High power LED retrofit for incandescent PAR lamps
- Simple on/off switching sets colour changing or fixed mode (can be achieved by using a standard switch)
- Optional Sylvania remote control and receiver available
- Identical shape to incandescent PAR56 = easy retrofit
- Unique sealing method guarantees IP68 water-tightness
- Chlorine-resistant materials permits use in swimming pools
- Long lamp lifetime >25,000 hours
- Low heat generation
- 12W, 12V, 2.75 Amps
- Beam angle 40°

### PU9 Sylvania Colour Change LED Lights

C	<b>PU9SCC</b>	PU9 Colour change LED light & niche - concrete
C	<b>PU9SCL</b>	PU9 Colour change LED light & niche - Liner

### PU6 Sylvania Colour Change LED Lights

C	<b>PU6SCC</b>	PU6 Colour change LED light & niche - concrete
C	<b>PU6SCL</b>	PU6 Colour change LED light & niche - Liner

### Sylvania Colour Change LED Light Components

C	<b>PU9S3</b>	PU9 Colour change LED guts with 2.8m cable
C	<b>PU6S3</b>	PU6 Colour change LED guts with 2.8m cable
C	<b>PU8SC</b>	Colour change LED lamp unit only

### Sylvania Remote Control

C	<b>PU9SR</b>	Colour change LED remote control unit
C	<b>PU9SRR</b>	Colour change LED receiver unit



Receiver



Controller

### Transformer Usage Chart

Light Type	PU11060	PU11H	PU11S
300W sealed beam	0	0	1
LT white LED	1	4	12
LT colour change LED	0	0	7
Ultra bright LED	0	1	4
Sylvania LED	1	3	10

The PU9SR and PU9SRR can control up to 20 lights / max range 20 metres.

# Certikin Transformers, Underwater Speakers, Deck Box & Replacement Bulbs




## Replacement Bulbs

<b>C</b>	<b>PU8LED</b>	12W / 900lm LED Replacement Bulb and Gasket
----------	---------------	---

Ideal replacement for the 300W bulb

## Deck Box

<b>A</b>	<b>PU10N</b>	Deck Box - White
<b>A</b>	<b>PU10N+G</b>	Deck Box - Grey
<b>A</b>	<b>PU10N+B</b>	Deck Box - Black



PU10N

PU10N+G

PU10N+B

## Transformer

<b>B</b>	<b>PU11H</b>	Certikin Transformer 100W 120VA
<b>B</b>	<b>PU11S</b>	Certikin Transformer 300W 300VA
<b>E</b>	<b>PU11060</b>	Transformer PVC case - 60VA



PU11H


PU11S

PU11060

## Underwater Speakers

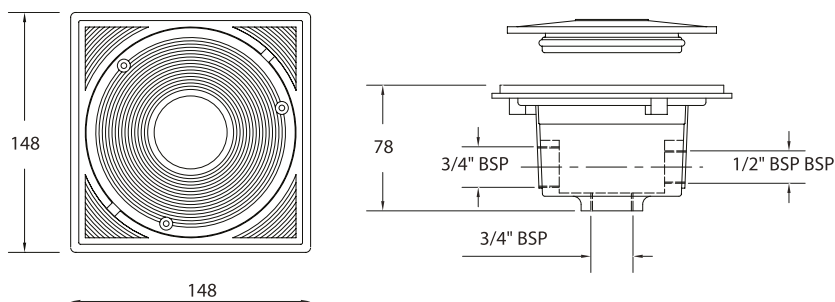
<b>E</b>	<b>SL600UC</b>	U/W Speaker - rated power Impedance 8ohms 20W - c/w 10m cable
<b>E</b>	<b>SL600TC</b>	Isolating transformer (must be used with every speaker)

Underwater speakers should be driven by an amplifier of a suitable size, please consult a Hi-fi specialist to ensure correct sizing.



SL600UC

SL600TC



## Transformer Usage Chart

Light Type	PU11060	PU11H	PU11S
300W sealed beam	0	0	1
LT white LED (16W 27VA)	1	4	12
LT colour change LED (51W 60VA)	0	0	7
Ultra bright LED (27W 37VA)	0	1	4
Sylvania LED	1	3	10

## Certikin PU2 Mini LED Lights



The Certikin Mini White and RGBW LED lights offer simple installation solutions with a high output and a neat finish.

The concrete version is a push fit into standard 1.5" class C pipe, and the liner version screws into a standard Certikin liner inlet using a white Certikin ABS socket nipple, with both solutions leaving a 316 grade stainless steel fascia visible in the pool.

### RGBW

- Each light requires a receiving controller.
- One power supply and Wi-Fi controller will operate up to 26 lights.

#### PU2 RGBW 24V - Concrete 1.5" push fit c/w 20m 5 core cable

E	PU2MLP	RGBW push fit s/s fascia
E	PU2MLP+B	RGBW push fit black fascia

#### PU2 RGBW 24V - Liner 1.5" screw fit c/w 20m 5 core cable

E	PU2MLPL	RGBW screw fit s/s fascia
E	PU2MLPL+B	RGBW screw fit black fascia

#### PU2 RGBW 24V power supply and control parts

E	PU2MLPS	PU2/3 RGBW/Variable White 24V power supply
E	PU2MLWC	PU2/3 RGBW/Variable White WiFi 104 controller
E	PU2MLRC	PU2/3 RGBW/Variable White receiving controller (one required per light)
E	PU2MLREM	PU2/3 RGBW/Variable White WiFi 104 remote control (only)

### Variable White

- Each light requires a receiving controller.
- One power supply and Wi-Fi controller will operate up to 26 lights.
- PU2 Variable White is dimmable and kelvin changing.

#### PU2 Variable White 24V - Concrete 1.5" push fit c/w 20m 3 core cable

E	PU2MLPVW	PU2 Variable White push fit s/s fascia
E	PU2MLPVW+B	PU2 Variable White push fit black fascia

#### PU2 Variable White 24V - Liner 1.5" screw fit c/w 20m 3 core cable

E	PU2MLPVWL	PU2 Variable White screw fit s/s fascia
E	PU2MLPVWL+B	PU2 Variable White screw fit black fascia

#### PU2 Variable White 24V power supply and control parts

E	PU2MLPS	PU2/3 RGBW/Variable White 24V power supply
E	PU2MLWC	PU2/3 RGBW/Variable White WiFi 104 controller
E	PU2MLRC	PU2/3 RGBW/Variable White receiving controller (one required per light)
E	PU2MLREM	PU2/3 RGBW/Variable White WiFi 104 remote control (only)

### White

- One power supply will operate up to 26 lights.

#### PU2 White 12V - Concrete 1.5" push fit c/w 20m cable

E	PU2MLPW	White push fit s/s fascia
E	PU2MLPW+B	PU2 White push fit black fascia

#### PU2 White 12V - Liner 1.5" screw fit c/w 20m cable

E	PU2MLPWL	White screw fit s/s fascia
E	PU2MLPWL+B	White screw fit black fascia

#### PU2 White 12V power supply and control parts

E	PU2MLPS12V	PU2/3 White 12V power supply (not suitable for RGBW or Variable White)
---	------------	--

#### PU2 Conversion Fitting

E	PU2ECMG	End cap and Micallef gland to convert from 1.5" pipe to flexible conduit
---	---------	--



Certikin PU2 Mini LED Lights - Concrete



Certikin PU2 Mini LED Lights - Liner



PU2MLPS/ PU2MLPS12V Power Supply



PU2MLWC Wi-Fi Controller



PU2MLRC Receiving Controller



PU2ECMG



## Certikin PU3 Large LED Lights



The Certikin PU3 large White and RGBW LED lights offer simple installation solutions with a high output and a neat finish.

The concrete version is a push fit into standard 1.5" class C pipe, and the liner version screws into a standard Certikin liner inlet, with both solutions leaving a 316 grade stainless steel fascia visible in the pool.

### RGBW

- Each light requires a receiving controller.
- One power supply and Wi-Fi controller will operate up to 16 lights.

#### PU3 RGBW 24V - Concrete 1.5" push fit c/w 20m 5 core cable

E	PU3MLP	RGBW push fit s/s fascia
E	PU3MLP+B	RGBW push fit black fascia

#### PU3 RGBW 24V - Liner 1.5" screw fit c/w 20m 5 core cable

E	PU3MLPL	RGBW screw fit s/s fascia
E	PU3MLPL+B	RGBW screw fit black fascia

#### PU3 RGBW 24V power supply and control parts

E	PU2MLPS	PU2/3 RGBW/Variable White 24V power supply
E	PU2MLWC	PU2/3 RGBW/Variable White WiFi 104 controller
E	PU2MLRC	PU2/3 RGBW/Variable White receiving controller (one required per light)
E	PU2MLREM	PU2/3 RGBW/Variable White WiFi 104 remote control (only)

### White

- One power supply will operate up to 16 lights.

#### PU3 White 12V - Concrete 1.5" push fit c/w 20m cable

E	PU3MLPW	White push fit s/s fascia
E	PU3MLPW+B	White push fit black fascia

#### PU3 White 12V - Liner 1.5" screw fit c/w 20m cable

E	PU3MLPWL	White screw fit s/s fascia
E	PU3MLPWL+B	White screw fit black fascia

#### PU3 White 12V power supply and control parts

E	PU2MLPS12V	PU2/3 White 12V power supply (not suitable for RGBW or Variable White)
---	------------	--

#### PU3 Conversion Fitting

E	PU2ECMG	End cap and Micallef gland to convert from 1.5" pipe to flexible conduit
---	---------	--



Certikin PU3 Pool Lights - Concrete



Certikin PU3 Pool Lights - Liner



PU2MLPS/ PU2MLPS12V Power Supply



PU2MLWC Wi-Fi Controller



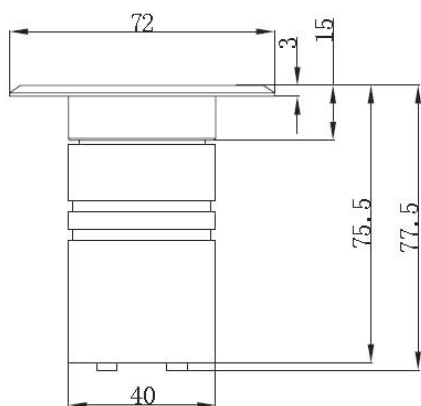
PU2MLRC Receiving Controller



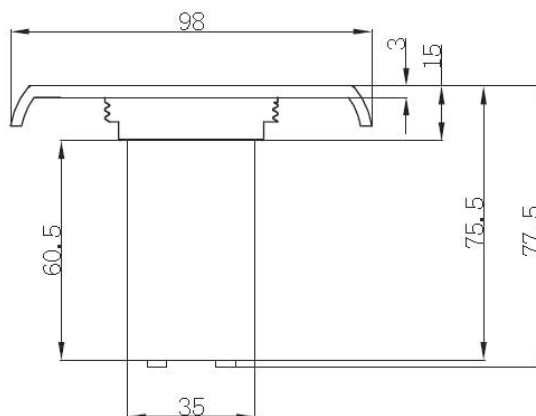
PU2ECMG

## Certikin PU2 Mini LED Lights

## Technical Information



PU2 Concrete Pool Lights

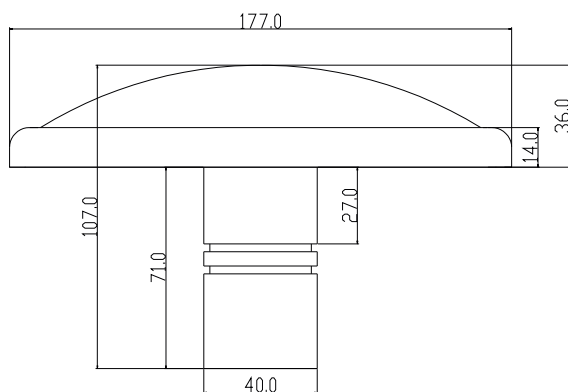


PU2 Liner Pool Lights

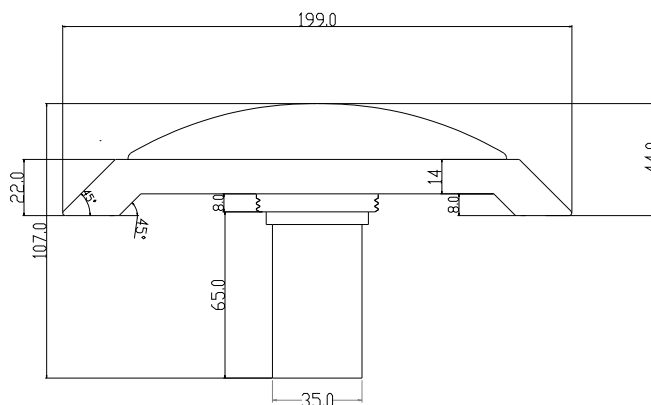
Colour	RGBW	Variable White	White
Wattage	12W	12W	12W
Voltage	24V	124V	12V DC
Cable length	20m	20m	20m
Lumens (White)	1750 – 2000 lm	1750 – 2000 lm	1750 – 2000 lm
Lumens (RGB)	450 – 500 lm	N/A	N/A
Coverage	8m <sup>2</sup>	8m <sup>2</sup>	8m <sup>2</sup>
IP Rating	IP68	IP68	IP68
Warranty	2 years	2 years	2 years
Colour Temp	N/A	2900-5100	5000-5200

## Certikin PU3 Large LED Lights

## Technical Information



PU3 Concrete Pool Lights



PU3 Liner Pool Lights

Colour	RGBW	White
Wattage	20w	20w
Voltage	24V	12V
Cable Length	20m	20m
Lumens (White)	2000-2300lm	2000-2300lm
Lumens (RGB)	520-570lm	NA
Coverage	20m <sup>2</sup>	20m <sup>2</sup>
IP Rating	IP68	IP68
Warranty	2 years	2years

## LumiPlus Mini LED Lights



The LumiPlus Mini LED light range with more illumination intensity, higher quality and energy efficiency. LumiPlus Mini LEDs are offered in pure white finish, and stainless steel effect featuring in-mould decoration methods to create the perfect stainless steel look. Colour change versions are compatible with the existing PLRC100 controller and PLRC100 remote control.

Supplied as standard with 2.5m cable (other lengths are available to order). The LumiPlus Mini LED is best installed via the LTHD900 wall conduit but can also be simply fitted into 63mm pipe using the adaptors supplied.

White LED: 4W 6VA 315 Lumens

Colour Change LED: 4W 7VA 186 Lumens

### LumiPlus Mini LED Lights - White

C	IG0502WPR	White Mini LED light - white face plate
C	IG0502WIR	White Mini LED light - S/S effect face plate

### LumiPlus Mini LED Lights - Colour

C	IG0502MPR	Colour Change Mini LED light - white face plate
C	IG0502MIR	Colour Change Mini LED light - S/S effect face plate

### LumiPlus Mini LED Light Accessories to be installed in Ø63 PN6 and PN10 pipes/wall conduits

C	15661	Wall conduit for LumiPlus lights - push fit 50mm ID/63mm OD
C	IG0883P	Liner niche for LumiPlus lights

### LumiPlus Mini LED Light Accessories

C	SPLT2002	Control Panel Receiver - 2015 lights onwards - requires SPLT001
C	SPLT001	Remote Control - 2015 lights onwards - requires SPLT2002



white face plate



S/S effect face plate



Receiver  
SPLT2002



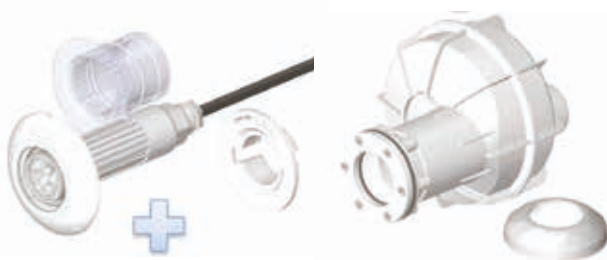
Remote Control  
SPLT001

### Installation Options



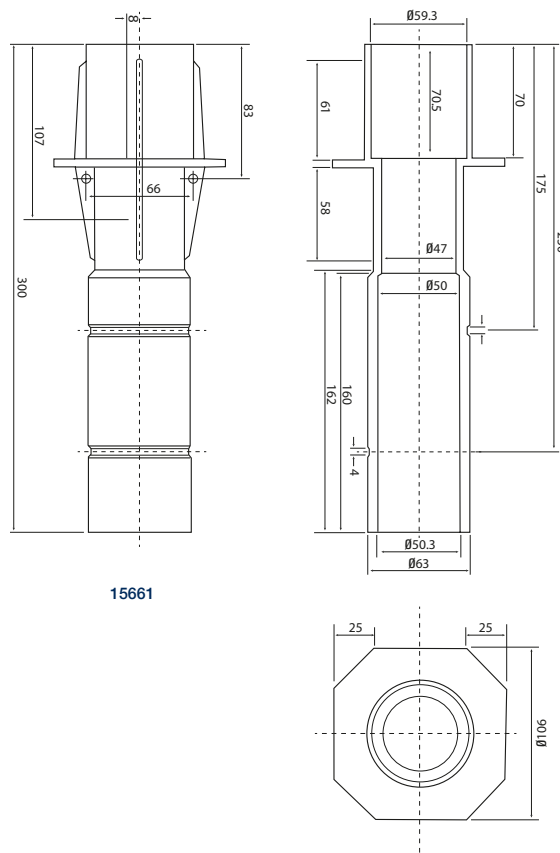
15661

To be installed in Ø63 PN6 and PN10 pipes / wall conduits.



IG0883P

To be installed in liner pools.





## Hugo Lahme Lights & Mini LED Lighting



### Hugo Lahme Underwater Lights

E	HL4131	50W Halogen light guts for concrete pools
E	SPU81	50W Halogen Dichroic bulb only
E	TS/HL01	White LED Spa light - front change
E	HL4131N	Light niche for concrete pools
E	PU11060	Transformer PVC case - 60VA (suitable for Halogen HL lights)



SPU81

### Mini ABS LED Lights

C	15661	Wall conduit - push fit
C	PLSC100W-2	Light - multicolour - ABS faceplate - push fit
C	PLSW100W-2	Light - white - ABS faceplate - push fit
C	PLSC100WX-2	Light - multicolour - stainless steel faceplate - push fit
C	PLSW100WX-2	Light - white - stainless steel faceplate - push fit
C	PLSC200SX-2	Light - multicolour - spas/prefabricated pools - s/steel faceplate
C	PLSW200SX-2	Light - white - spas/prefabricated pools - s/steel faceplate
C	PLSC300C-2	Light - multicolour - ABS faceplate - concrete
C	PLSW300C	Light - white - ABS faceplate - concrete
C	PLSC300CX-2	Light - multicolour - s/steel faceplate - concrete
C	PLSW300CX	Light - white - s/steel faceplate - concrete
A	SPC465M	1m flexible conduit with metric thread



PLSC100W



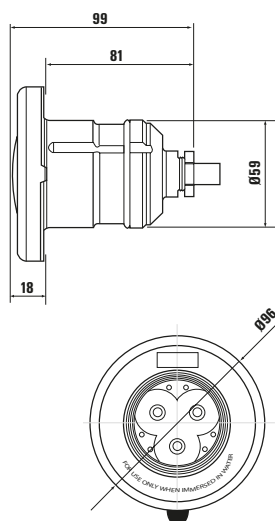
PLSW100WX-2



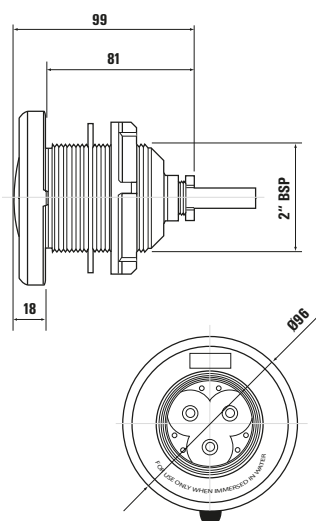
PLSC300C-2



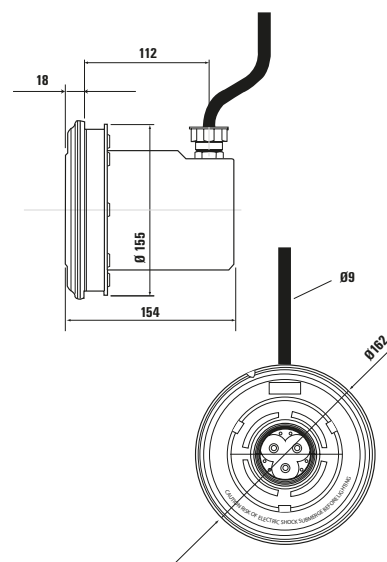
PLSW300CX



PLSC100W-2 (multicoloured)  
PLSW100W-2 (white)



PLSC200SX-2 (multicoloured)  
PLSW200SX-2 (white)



PLSC300CX-2 (multicoloured)  
PLSW300CX (white)

## LED Products

**NIQ Light OnLED** - The NIQ is used for spas, wellness centres and stairs. It has the same function as the Mini light but with smaller dimensions.

It offers two types of finishing, with plastic trim or stainless steel trim.

The mono colour models (red, green, blue or white) can be connected directly to 12V AC output of a safety transformer.

### NIQ Light OnLED - IP68

A	I0311	Niq light onLED push fit
A	I0312	Niq light onLED for spas



**The Walk Series** - Consists of a range of LED fittings that are ideal for indicating or lighting up paths and lanes, parks and urban areas. Consists of 110 x 110 mm Square or 105mm diameter for the round option.

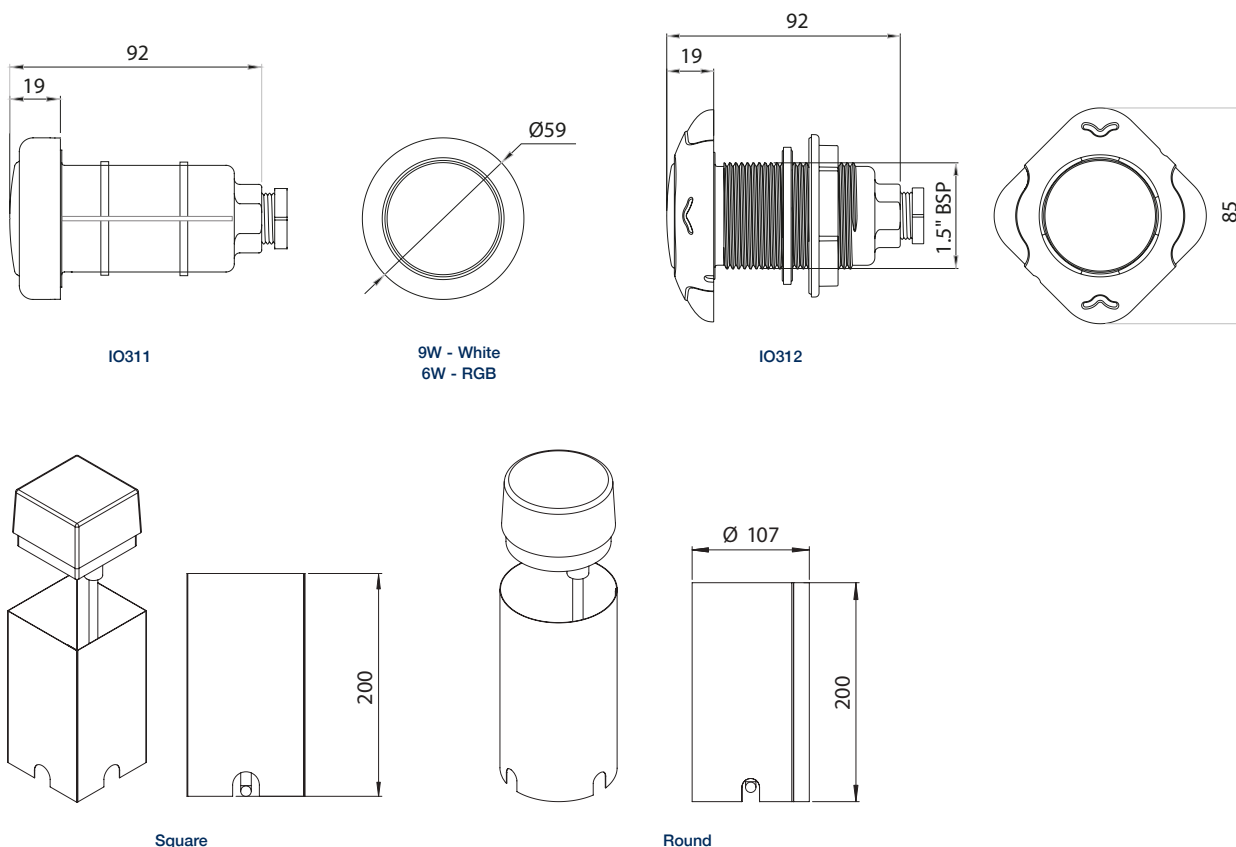
### Walk Series, S/S - Square - IP68

A	I0870	Square base niche AISI 304
A	I0871	Square base niche AISI 316
A	I1231	Walk series fitting



### Walk Series, S/S - Round - IP68

A	I0868	Round base niche AISI 304
A	I0869	Round base niche AISI 316
A	I1231	Walk series fitting



## LED Products

### Recessed Lights

The lights are designed for installing on pavements, grounds, street etc but can be also installed under water.

Its glass lens and AISI stainless steel trims are designed to 500Kg static force. Its technology is the same as the Mini V2 and NIQ lights.

#### Recessed Light- IP68

<b>A</b>	<b>I1226</b>	Mini v2 recessed light
<b>A</b>	<b>I1227</b>	Mini v2 recessed light with housing - concrete pools
<b>A</b>	<b>I1228</b>	Mini v2 recessed light with housing - prefabricated pools
<b>A</b>	<b>I1216</b>	Niq recessed light



### Fitted NIQ Adjustable Light

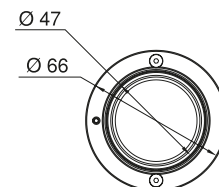
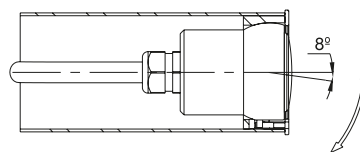
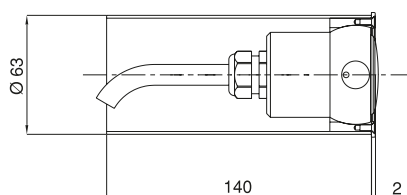
This variant of the NIQ light is ideal for architectural elements which require a discreet but effective illumination. This light has been designed to apply in projects where lighting a concealed zone with the maximum light is required.

The light is composed of an LED light and an orientation system which allows adjustment of the light on a wall and directing the light beam where it is needed. The orientation system allows the light to be projected on a vertical plane up to 8 degrees.

#### Fitted NIQ Adjustable Light - IP68

<b>A</b>	<b>I1230</b>	Fitted niq adjustable light
----------	--------------	-----------------------------

	White	RGB
Lumens:	315 lm	124 lm
Consumption:	9W	5W
Efficiency:	35 lm/W	28 lm/W
Voltage:	5Vdc	12V AC
Life Span:	L70 - 50.000h	L70 - 50.000h
Cable:	2 x 1.5mm <sup>2</sup>	2 x 1.5mm <sup>2</sup>



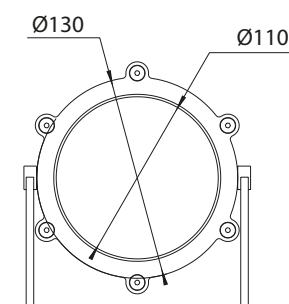
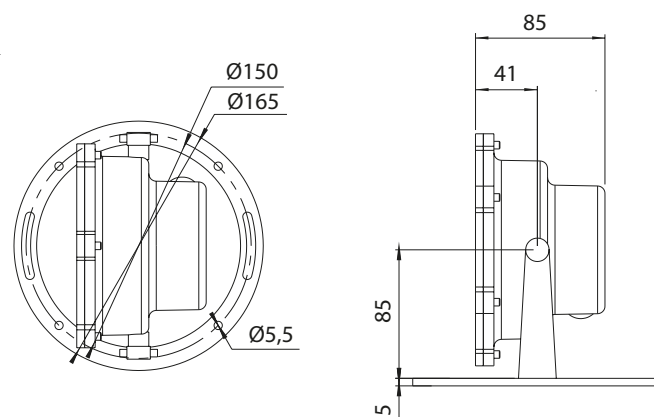
### Halospot Light

High resistance light, made with stainless steel. It is ideal for ornamentl fountains or water jets. It should be installed completely submerged in water. It comes with screws and studs for fitting.

#### Halospot Light

<b>A</b>	<b>I0403</b>	Halospot light
----------	--------------	----------------

	White	RGB
Lumens:	1,450 lm	1100 lm
Consumption:	16W (23V)	22W (31V)
Efficiency:	91 lm/W	50 lm/W
Voltage:	12V AC	12V AC
Life Span:	L80 - 50.000h	L80 - 50.000h
Cable:	2 x 1.5mm <sup>2</sup>	2 x 1.5mm <sup>2</sup>





## LED Products

### NANO Light

The wall fitting, despite its small dimensions offers a considerable light output. Ideal for signaling stairs in underwater, indoor and outdoor installations; where small dimensions are required.

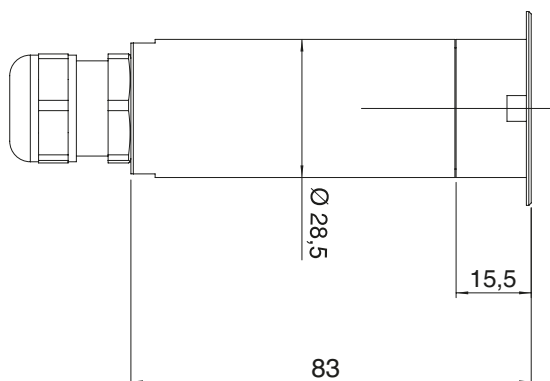
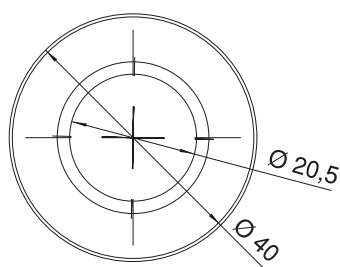
#### NANO Light - IP68

**A I1234** Nano light

	White	RGB
Lumens:	250lm	150lm
Consumption:	3W (4 VA)	3W (4 VA)
Efficiency:	83.3 lm/W	50 lm/W
Voltage:	12V AC	12V AC
Life Span:	L80 - 50.000h	L80 - 50.000h
Colours:	1	12
Conn cable:	2 x 1.5mm <sup>2</sup>	2 x 1.5mm <sup>2</sup>



Made of AISI 316 stainless steel  
with protection degree IP68.



## LED Products

### Linear ESCALA Light


The linear light with LED technology made of stainless steel profile AISI 316.

Polyvalent product which allows multiples and different combinations, installations and uses. Highly versatile with an IP68 protection results in the ideal element for the decorative lighting for indoor, outdoor and aquatic atmosphere. Includes attachment clips

#### Linear ESCALA Light- IP68

<b>A</b>	<b>I1310</b>	Linear escala light
----------	--------------	---------------------

	White	RGBW
Lumens:	400lm	235lm
Consumption:	16W	16W
Efficiency:	25 lm/W	15 lm/W
Voltage:	24V DC	24V DC
Life Span:	L70 - 50.000h	L70 - 50.000h
Colours:	1	12
Connection cable:	2 x 1mm <sup>2</sup>	2 x 1mm <sup>2</sup>

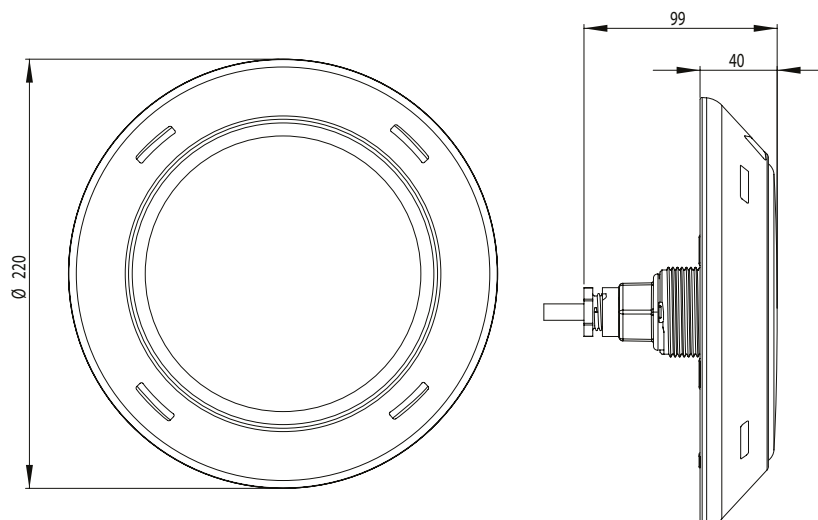


### The Broc Light

- U/W LED which is suitable for panel, concrete and liner pools
- Easy installation
- Suitable for salt water
- Internally sealed for greater reliability

#### Broc Light

<b>A</b>	<b>I0503W</b>	Broc light - white
<b>A</b>	<b>I0503M</b>	Broc light - multicolour
<b>A</b>	<b>I0884</b>	Wall conduit for broc light



## LED Products

### Push-button

Basic OnLED system. With each press it will change colour or sequence. It's a normally closed push-button.

With it you will have the possibility of changing between 7 colours and 7 different colour changing programmes.

### LED Products

**A PLB100** Push Button



### OnLED Modulator

Total OnLED system allows total control of the lights. Colour changing, sequences and timers. It comes with 1 LED status indicator in the lower part, one aerial antenna that can be installed in the most suitable location and 4 switches: Colour, sequence, speed and sleep.

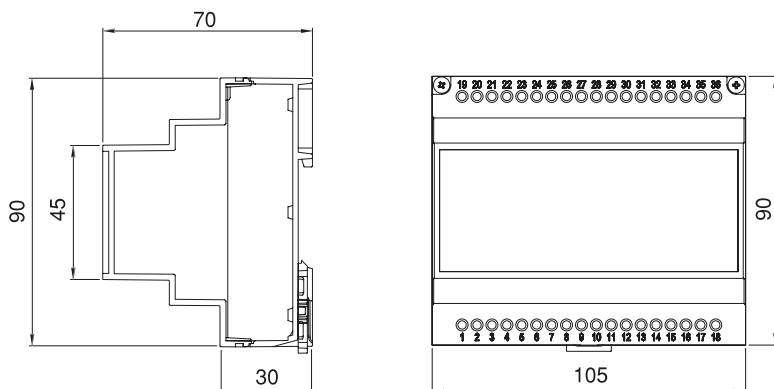
To this component you can connect the OnLED remote control with which we have carried out the same operations previously mentioned with the obvious advantages of controlling the projectors from any corner of your installation.

It is possible to change lights between 12 fixed colours and 8 programmes of colour sequences.

Those who want an absolute control on illumination can use the version with DMX control, with this you will have control of all the lights independently, being able to obtain more than 16,000,000 colours and countless sequences.

### OnLED Modulator

**A SPLT2002DMX** OnLED modulator - dmx



SPLT2002



SPLT001

### OnLED Wi-Fi Access Point

The OnLED Wi-Fi Access point installed next to the modulator enables broadband connections to be made with smartphone and tablet devices by downloading the App.

### OnLED Modulator & Wifi Access

**A I0877** OnLED + wifi access point 230v  
**A I0876** OnLED access point



# PRODUCTS FROM WATERCO

The latest innovative range of pool equipment from Waterco delivers significant water and energy savings whilst maximising time in the pool.

## Vision Filters

Some of the most reliable and popular domestic bobbin wound filters on the market.

Using the latest in fibreglass winding technology, they are available in top and side mount versions, the latter of which comes with the patented 10" lid, making servicing quick and easy.



## New for 2025

Vision Filters will come as standard with Fishtail Laterals which improve circulation through the filter bed and can reduce backwashing times



## Hydrostar MK4

This Commercial Pump has been designed to provide a substantially quieter operation and higher flow rates than the MK3 version. A new reshaped design has optimised the hydraulic efficiency of the pump. Available in 4.0, 5.5 and 7.0HP.

All models feature a heavy duty IP55 weatherproof motor with a 431 stainless steel shaft as well as an enclosed glass filled Noryl impeller for long lasting reliability.



## MultiCyclone 70XL

The Commercial MultiCyclone 70XL contains 70 cyclones, which remove sediment from the water prior to the main filter.

This reduces the amount of debris reaching the media filter decreasing the frequency and duration of backwashing - saving you time, money, water and energy.



## Supaskimmer

The Supaskimmer is a large capacity skimmer which is ideal for use in large domestic, semi commercial and commercial swimming pools.

With a large capacity basket it is ideal for pools in leafy environments.



## Aquaspeed Pumps

An industry favourite, which is available exclusively from Certikin.

As well as a modern look, the latest model has an upgraded motor which is manufactured using the latest technology to provide an efficient and powerful pump.





# PUMPS



## Certikin Aquaspeed Pumps



### Features

- Fits in perfectly to the original Aquaspeed footprint and pipework connections
- Hydraulically efficient impeller and diffuser design for maximum hydraulic output whilst minimising turbulence
- Solid clear pump lid for easy inspection of the pump basket
- 316 high grade mechanical seal
- Suitable for salt chlorinated pools
- Single piece fibreglass filled pump body to ensure maximum strength and durability
- UV stabilised and corrosion resistant pump body
- Exclusive to Certikin
- Limited 2 year warranty (1 year on mechanical seal and capacitor)
- P2 rated capacitor (single phase only)
- Pumps up to 1HP come with 1.5/2" suction and delivery
- Pumps over 1HP come with 2" suction and delivery
- The Aquaspeed pump is not compatible with Baquacil
- 3-phase pumps are supplied without cable

**AQUASPEED**



### Aquaspeed Pumps - Single Phase

C	AQUA051	0.5HP (0.37kW) Pump
C	AQUA071	0.75HP (0.56kW) Pump
C	AQUA101	1HP (0.75kW) Pump
C	AQUA151	1.5HP (1.1kW) Pump
C	AQUA201	2HP (1.5kW) Pump
C	AQUA301	3HP (2.2kW) Pump

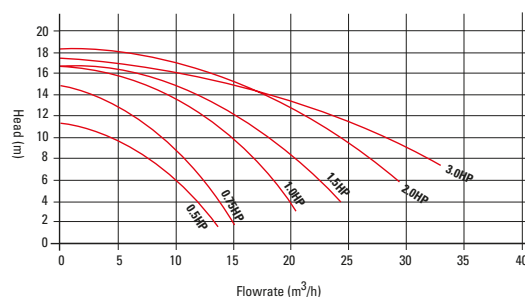
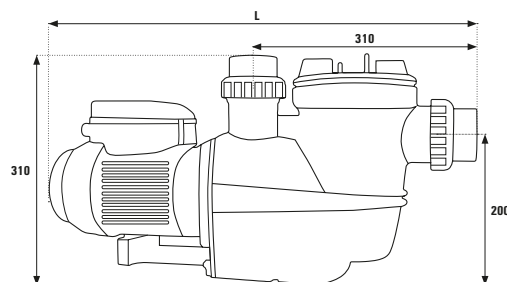
### Aquaspeed Pumps - Three Phase

C	AQUA073	0.75HP (0.56kW) Pump
C	AQUA103	1HP (0.75kW) Pump
C	AQUA153	1.5HP (1.1kW) Pump
C	AQUA203	2HP (1.5kW) Pump
C	AQUA303	3HP (2.2kW) Pump

Please note: the new Aquaspeed fits in perfectly to the original Aquaspeed footprint and pipework connections.

Head m <sup>3</sup> /hr	4	6	8	10	11	12	15	16	18
AQUA051	12	10	7.5	4.95					
AQUA071	14	12.5	11	9	7.5	6			
AQUA101	20	18	17	15	13.5	12.5	7	5	
AQUA151	24	22.5	20	18	17	15	9	7	
AQUA201			27	24.5	23	21	15	12.5	5
AQUA301			32.5	28	25	25	15	10	
AQUA073	14	12.5	11	9	7.5	6	7		
AQUA103	20	18	17	15	13.5	12.5	9	5	
AQUA153	24	22.5	20	18	17	15	15	7	
AQUA203			27	24.5	23	21	15	12.5	5
AQUA303			32.5	28	25	25	15	10	

MOTOR TYPE	DIMENSION 'L'	MOTOR TYPE	DIMENSION 'L'
0.5 & 0.75 HP 1PH	602	0.5 & 0.75 HP 3PH	584
1 HP 1PH	602	1 HP 3PH	586
1.5 HP 1PH	623	1.5 HP 3PH	609
2 HP & 2.5 HP 1PH	663	2 HP 3PH	625
3 HP 1PH	648	2.5 HP 3PH	648
		3 HP 3PH	648



## Certikin Aquaspeed Variable Speed Pumps



Equipped with state-of-the-art variable speed, permanent magnet brushless motor that results in the ability to vary the motor speed depending on the installation. This in turn varies the water flow resulting in a reduction of energy consumption. Ideal for new installations or retro fit as the connections are exactly the same as the single speed Aquaspeed.

3 variable pump settings which can be programmed to ensure that the performance is at the most efficient and therefore cost effective:

- Low speed for standard filtration (99% of the time)
- Medium speed for use with automatic cleaners
- High speed for vacuuming and backwashing.

### Aquaspeed Variable Pumps

E	AQP100ECO-V	Aquaspeed ECO-V 1HP Variable Speed Pump
E	AQP150ECO-V	Aquaspeed ECO-V 1.5HP Variable speed Pump



## Plant Room Shield



The Certikin Plant Room Shield flood detection system is designed to isolate the circulation pump when there is a water leak in the pool plant room. It can limit potential damage to the plant room, connected buildings and the pool system, whilst also saving water.

### Features

- Leak detection
- Constant monitoring
- Mobile alerts. Mobile connectivity requires an operational SIM card. 7 day card included, beyond which top ups or replacements are required.
- Suitable for both domestic and commercial environments



### Plant Room Shield

<b>Q</b>	<b>PRS001</b>	Flood Detection Device
----------	---------------	------------------------

## Waterco Pumps



### Aquamite

A compact pump ideal for domestic swimming pools and small re-circulation systems, including ponds and small water features.

### Features

- 50mm / 1½" quick connect unions
- 0.9 litre strainer basket

### Aquamite Pumps - Single Phase

<b>C</b>	<b>AQM031</b>	0.33HP (0.53kW) 1PH Pump, 1.5"/50mm suction and delivery
<b>C</b>	<b>AQM051</b>	0.5HP (0.58kW) 1PH Pump, 1.5"/50mm suction and delivery
<b>C</b>	<b>AQM071</b>	0.75HP (0.68kW) 1PH Pump, 1.5"/50mm suction and delivery
<b>C</b>	<b>AQM101</b>	1HP (0.74kW) 1PH Pump, 1.5"/50mm suction and delivery
<b>C</b>	<b>AQM121</b>	1.25HP (0.88kW) 1PH Pump, 1.5"/50mm suction and delivery



### Supastream

A general purpose pump designed for use in swimming pools and low pressure water recirculation applications.

### Features

- 50mm / 1½" quick connect unions
- 1.5 litre strainer basket

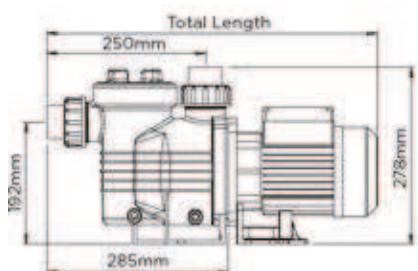
### Supastream Pumps - Single Phase

<b>C</b>	<b>WRSS051</b>	0.5HP (0.57kW) 1PH Pump, 1.5"/50mm suction and delivery
<b>C</b>	<b>WRSS071</b>	0.75HP (0.65kW) 1PH Pump, 1.5"/50mm suction and delivery
<b>C</b>	<b>WRSS101</b>	1HP (0.86kW) 1PH Pump, 1.5"/50mm suction and delivery
<b>C</b>	<b>WRSS151</b>	1.5HP (1.1kW) 1PH Pump, 1.5"/50mm suction and delivery



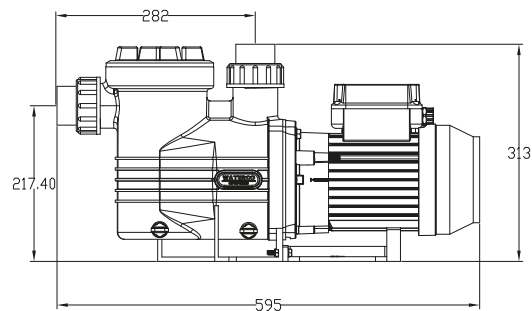
### Aquamite

Head m³/hr	2	4	6	8	10	12
AQM031	9	7.2	4.8	3.6		
AQM051	12.8	9.3	7	3.4		
AQM071		13.2	10.8	7.5	4.8	
AQM101		15.5	12.9	9.6	6.5	
AQM121		18.5	17.5	14	11.2	4.5



### Supastream

Head m³/hr	4	6	8	10	12
WRSS051	10.5	7	3.5		
WRSS071	13.5	11.1	7.2	4	
WRSS101	18	17.5	13.75	10	
WRSS151	23.5	22	18.5	16	11



## Certikin Euroswim Pumps - Powered By DAB



### Certikin Euroswim Pump

Euroswim is a low noise, self-priming centrifugal pump with a large pre-filter basket enabling the user to empty less often and minimize maintenance.

#### Features

- High efficiency pump for swimming pools
- High capacity pre-filter. Up to 1.5HP 4 litres and up to 3 HP from 5 litres
- 2" suction and discharge ports reinforced with S/S rings
- Reduced noise levels of 53 to 64 (LpA)
- Liquid temperature: up to 60°C, Ambient temperature: up to 50°C
- Strainer cover in clear polycarbonate for constant visibility
- Suitable for salt chlorinated pools

#### Certikin Euroswim Pumps (Powered by DAB) - Single Phase

<b>C</b>	<b>EUP051</b>	0.5HP (0.37kW) Pump
<b>C</b>	<b>EUP071</b>	0.75HP (0.56kW) Pump
<b>C</b>	<b>EUP101</b>	1HP (0.75kW) Pump
<b>C</b>	<b>EUP151</b>	1.5HP (1.1kW) Pump
<b>C</b>	<b>EUP201</b>	2HP (1.5kW) Pump
<b>C</b>	<b>EUP301</b>	3HP (2.2kW) Pump



#### Certikin Euroswim Pumps (Powered by DAB) - Three Phase

<b>C</b>	<b>EUP073</b>	0.75HP (0.56kW) Pump
<b>C</b>	<b>EUP103</b>	1HP (0.75kW) Pump
<b>C</b>	<b>EUP153</b>	1.5HP (1.1kW) Pump
<b>C</b>	<b>EUP203</b>	2HP (1.5kW) Pump
<b>C</b>	<b>EUP303</b>	3HP (2.2kW) Pump

### E.Swim Variable Speed Pump

#### Features

- High efficiency brushless motor
- 8 speed settings with timer
- Optimized hydraulic parts to reduce head losses
- Variable speed or variable flow function
- Quiet
- Simple control and setting of working parameters
- User friendly LCD display
- Integrated diagnostics for the protection of the pump
- Compact and suitable for different pool types
- Ideal for the replacement of old pool pumps
- DAB connectivity ready



#### Certikin E.Swim Pump (Powered by DAB)

<b>E</b>	<b>EUP151E</b>	1.5HP Variable speed 1 phase pump
----------	----------------	-----------------------------------

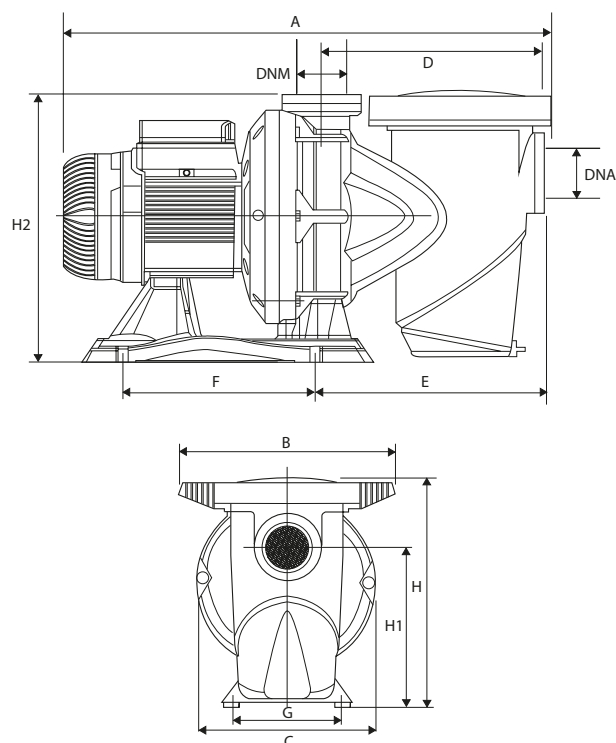
#### Fittings To Suit Euroswim Pump

<b>R2</b>	<b>GP200SUMT</b>	2" Socket union MT/FP
-----------	------------------	-----------------------



Head m³/hr	6	8	10	11	12	14	15	16	18
EUP051	16.9	14	10.1	6.8	0	N/A	N/A	N/A	N/A
EUP071	19.8	17	13.8	11.9	9.7	N/A	N/A	N/A	N/A
EUP101	23.4	20.9	18	16.2	14.1	9.5	5.9	N/A	N/A
EUP151	28.9	25.8	22.8	20.9	18.5	12.6	7.8	N/A	N/A
EUP201	33.5	31	28.4	27.2	25.4	21	18.2	14	14.2
EUP301	N/A	N/A	39.8	38.4	36.7	33.5	31.6	29.5	23.9
EUP073	19.8	17	13.8	11.9	9.7	N/A	N/A	N/A	N/A
EUP103	23.4	20.9	18	16.2	14.1	9.5	5.9	N/A	N/A
EUP153	28.9	25.8	22.8	20.9	18.5	12.6	7.8	N/A	N/A
EUP203	33.5	31	28.4	27.2	25.4	21	18.2	14	4.2
EUP303	N/A	N/A	39.8	38.4	36.7	33.5	31.6	29.5	23.9

Code	A	B	C	D	E	F	G	H	H1	H2	I	L	DNA	DNM
EUP051	542	300	245	257	265	220	150	317	222	314	11	6.5	G2"	G2"
EUP071	559	300	245	257	265	220	150	317	222	314	11	6.5	G2"	G2"
EUP101	559	300	245	257	265	220	150	317	222	314	11	6.5	G2"	G2"
EUP151	581	311	290	267	274	220	150	353	258	350	11	6.5	G2"	G2"
EUP201	655	311	290	267	274	220	150	353	258	350	11	6.5	G2"	G2"
EUP301	648	311	290	267	274	220	150	353	258	350	11	6.5	G2"	G2"
EUP073	559	300	245	267	265	220	150	317	222	314	11	6.5	G2"	G2"
EUP103	559	300	245	267	265	220	150	317	222	314	11	6.5	G2"	G2"
EUP153	581	311	290	267	274	220	150	353	258	350	11	6.5	G2"	G2"
EUP203	581	311	290	267	274	220	150	353	258	350	11	6.5	G2"	G2"
EUP303	648	311	290	267	274	220	150	353	258	350	11	6.5	G2"	G2"





## Certikin Swimflo & Swimflo Plus Pumps



### Certikin Swimflo Pumps

C	HPS031M	0.3HP (0.24kW) Pump, 1 Phase, 220 Volt, 1.5" suction & delivery
C	HPS071M	0.75HP (0.55kW) Pump, 1 Phase, 220 Volt, 1.5" suction & delivery
C	HPS151M	1.5HP (1.1kW) Pump, 1 Phase, 220 Volt, 1.5" suction & delivery

### Features - Swimflo & Swimflo Plus

- High Hydraulic efficiency
- Improved self priming
- Suitable for salt chlorinated pools
- One-piece body in durable resistant composite material

### Features - Swimflo Plus

- Innovative design with patented strainer basket

### Certikin Swimflo Plus Pump

C	HGS051SM	0.5HP (0.37kW) Pump, 1 Phase, 220 Volt, 1.5" suction & delivery
C	HGS071SM	0.75HP (0.55kW) Pump, 1 Phase, 220 Volt, 1.5" suction & delivery
C	HGS073SM	0.75HP (0.55kW) Pump, 3 Phase, 380 Volt, 1.5" suction & delivery
C	HGS101SM	1HP (0.74kW) Pump, 1 Phase, 220 Volt, 1.5" suction & delivery
C	HGS103SM	1HP (0.74kW) Pump, 3 Phase, 380 Volt, 1.5" suction & delivery
C	HGS151SM	1.5HP (1.1kW) Pump, 1 Phase, 220 Volt, 2" suction & delivery
C	HGS201SM	2HP (1.5kW) Pump, 1 Phase, 220 Volt, 2" suction & delivery
C	HGS251SM	2.5HP (1.84kW) Pump, 1 Phase, 220 Volt, 2" suction & delivery
C	HGS303SM	3HP (2.2kW) Pump, 3 Phase, 380 Volt, 2" suction & delivery

### Dimensions - Swimflo & Swimflo Plus Pumps (mm)

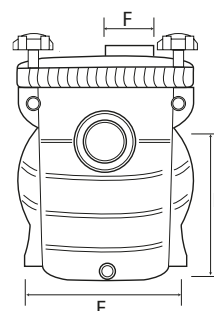
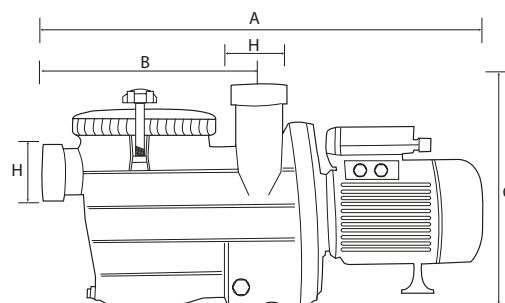
Type	A	B	C	D	E	F	H	Weight (kg)
HPS031M	474	219	236	147	137	58	1.5"	9.5
HPS051M	474	219	236	147	137	58	1.5"	9.5
HPS071M	474	219	236	147	137	58	1.5"	9.5
HPS101M	500	219	236	147	137	58	1.5"	9.5
HPS151M	500	219	236	147	137	58	1.5"	9.5
HGS05	569	280	282	173	179	71	50	13.8
HGS07	569	280	282	173	179	71	50	13.8
HGS10	569	280	282	173	179	71	50	13.8
HGS15	569	280	282	173	179	71	63	13.8
HGS20	569	280	282	173	179	71	63	15
HGS25	578	280	282	173	179	71	63	17.5
HGS30	578	280	282	173	179	71	63	17.5

Head m <sup>3</sup> /hr	4	6	8	10	11	12	14	15	16	18
HPS031M	12.5	9.5	6.3	3	-	-	-	-	-	-
HPS051M	14	12	9	5	3	-	-	-	-	-
HPS071M	18	15	13	10	8	6	-	-	-	-
HPS101M	21	18.7	16.6	13.5	12	10.5	6	-	-	-
HPS151M	23	21	18.8	16	14.8	13	9.2	-	3	-
HGS051SM	17	15	11.5	8	4	-	-	-	-	-
HGS071SM	21	19	15	11	8.5	6	-	-	-	-
HGS073SM	21	19	15	11	8.5	6	-	-	-	-
HGS101SM	27	24	20	16.5	14	11	-	-	-	-
HGS103SM	27	24	20	16.5	14	11	-	-	-	-
HGS151SM	32	29	27	23.5	21.5	20	14.5	11	7	-
HGS153SM	32	29	27	23.5	21.5	20	14.5	11	7	-
HGS201SM	35	32	29	27	25	23	19	16	12	-
HGS251SM	-	36	33	29.5	28	26	21	19	16	4.5
HGS301SM	-	39	36.5	33	31	30	25	22	19	8.7
HGS303SM	-	39	36.5	33	31	30	25	22	19	8.7

WSL



WSL



# NEW Intelliflo Variable Speed Pump



The Intelliflo3 VSF Pool Pump leverages built-in sensorless flow control for optimum water flow adjusted to the pool's conditions, keeping the pool performing at its best. Set up, monitor and operate the pump from anywhere with wireless technology control through the Pentair Home APP.

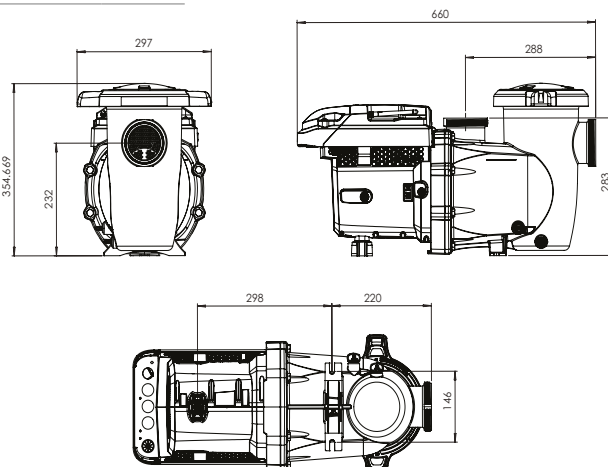
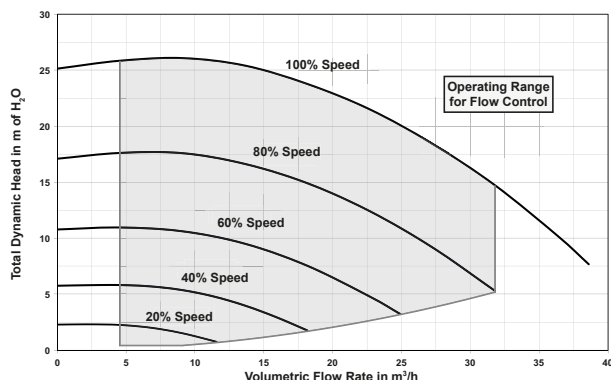
## Technical features:

- New motor, drive, pump design for unmatched efficiency
- New permanent magnet motor design, made in Italy
- 4g/l salt resistant
- Unions included 63mm and 2"
- Intelliprotocol communication (RS485) compatible with Intellipool (Fw 5.07) and Speedeo Connect
- No need for communication cables - communication ports accept lead wires



## Intelliflo Variable Speed Pump

<b>E</b>	<b>INTFL-VSD</b>	Intelliflo3 VSF
<b>E</b>	<b>INTFL-VSD-RIS</b>	Intelliflo3 VSF RISER (convert from 5P6R)



## Certikin Mini Pumps



## Features

- Self priming
- Built-in pre-filter
- Polypropylene body
- Noryl impeller
- 1 1/2" unions
- Transparent screw-on lid
- Motor IP55 protection rated
- Stainless steel shaft
- Suitable for salt chlorinated pools

## Certikin Mini Pumps - Single Phase

<b>C</b>	<b>NEWMP025M</b>	Mini Pump - 0.25HP
<b>C</b>	<b>NEWMP033M</b>	Mini Pump - 0.33HP
<b>C</b>	<b>NEWMP050M</b>	Mini Pump - 0.50HP
<b>C</b>	<b>NEWMP075M-IF</b>	Mini Pump - 0.75HP

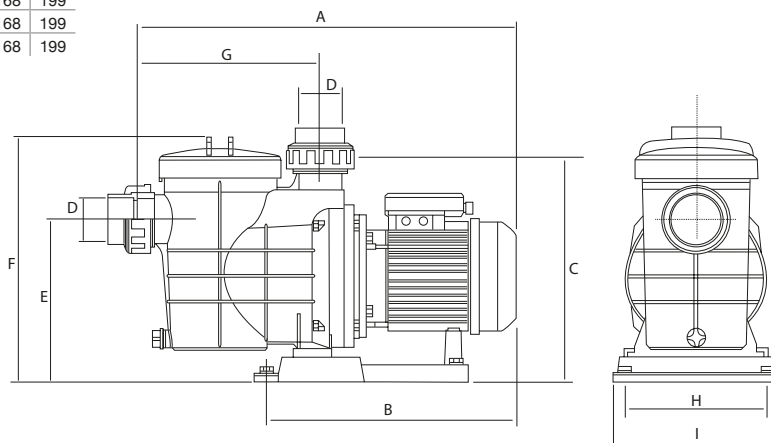
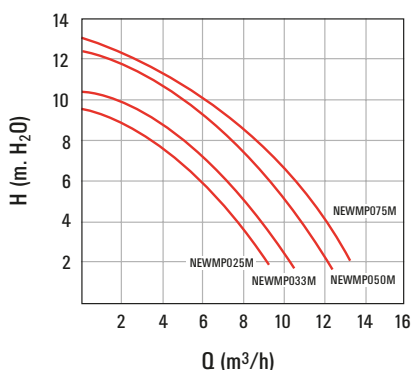


## Specifications

	kW	HP	Intensity Relay Regulations	Kg	Volume m³
NEWMP025M	0.20	1/4	2.3	7.9	0.033
NEWMP033M	0.25	1/3	2.5	8	0.033
NEWMP050M	0.37	1/2	3.5	8.75	0.033
NEWMP075M-IF	0.55	3/4	3.9	8.75	0.033

## Dimensions (mm)

	A	B	C	D	E	F	G	H	I
NEWMP025M	438	292	260	Ø50	180	274	208	168	199
NEWMP033M	438	292	260	Ø50	180	274	208	168	199
NEWMP050M	438	292	260	Ø50	180	274	208	168	199
NEWMP075M-IF	438	292	260	Ø50	180	274	208	168	199



## Sta-Rite Pumps



Sta-rite 5p2r series pumps are precision moulded from reinforced fibreglass which is temperature and corrosion-resistant. This lightweight, exceptionally strong thermoplastic is designed for much higher pressure operation. The special motor shaft and all inner parts are made from high grade stainless steel or thermoplastic material.

### Features

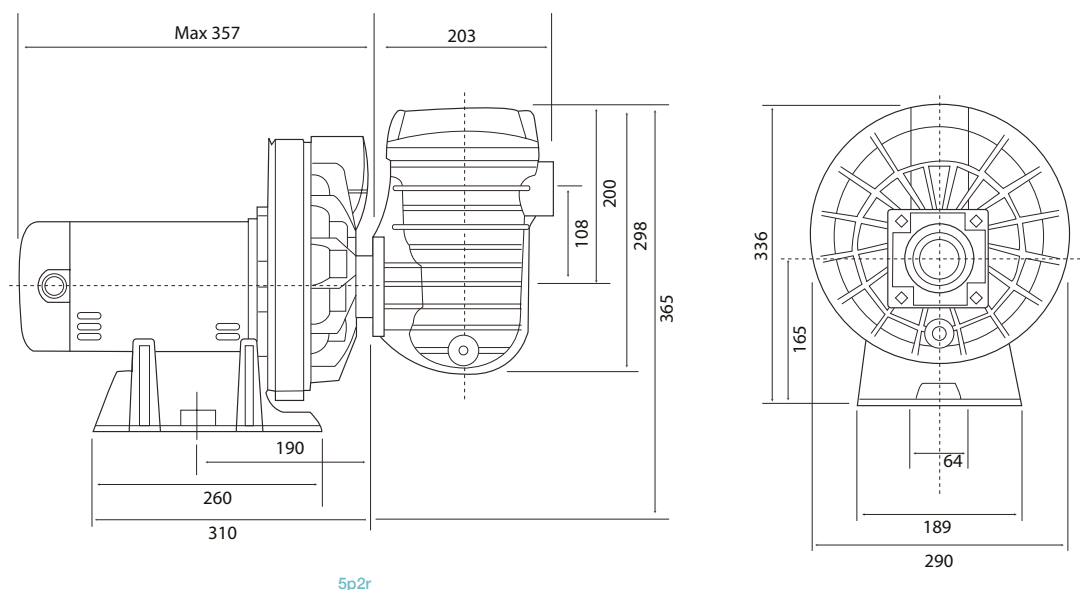
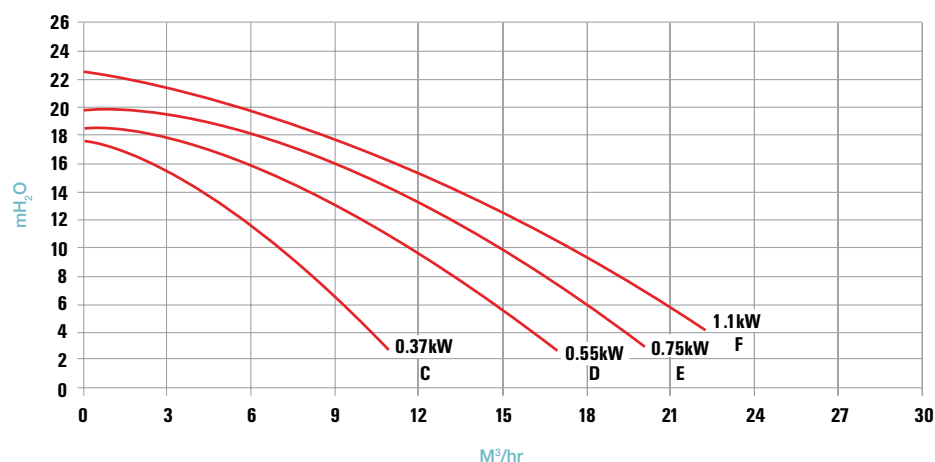
- Self-priming diffuser design
- 'Hi-Rise' mounting base
- High head impeller: precision moulded delete glass filled polycarbonate, provides unusually smooth water passages for outstanding performance and efficiency
- Heavy duty motor: 50hz motors are designed for continuous and quiet operation, feature stainless steel shaft, sealed and permanently lubricated bearings, runs cooler for prolonged life under high ambient conditions
- 5p2r has 2" unions
- Mechanical seal: precision lapped and highly polished carbon ceramic stainless steel construction, it assures maximum drip-proof corrosion- free protection
- Stainless steel pump clamp: easily removed for quick access to all serviceable components
- 'See-through' trap lid: designed to withstand 4 bar test pressure as well as high vacuum conditions
- Big lock-in 5" basket
- 5p2r pumps are suitable for salt chlorinated pools
- 5p2r has 1 1/2" female thread

### Sta-Rite Pumps - Single Phase (5P2R = 0.5-1.5HP/5P6R = 2HP)

J	SR050N	0.5HP (0.37kW) Sta-Rite - 1.5" suction & delivery (C)
J	SR075N	0.75HP (0.56kW) Sta-Rite - 1.5" suction & delivery (D)
J	SR100N	1HP (0.75kW) Sta-Rite - 1.5" suction & delivery (E)
J	SR150N	1.5HP (1.1kW) Sta-Rite - 1.5" suction & delivery (F)
J	SR200N	2HP (1.5kW) Sta-Rite - 2" suction & delivery (G)

### Sta-Rite Pumps - Three Phase (5P2R = 0.5-1.5HP/5P6R = 2 & 3HP)

J	SR0503N	0.5HP (0.37kW) Sta-Rite - 1.5" suction & delivery (C)
J	SR0753N	0.75HP (0.56kW) Sta-Rite - 1.5" suction & delivery (D)
J	SR1003N	1HP (0.75kW) Sta-Rite - 1.5" suction & delivery (E)
J	SR1503N	1.5HP (1.1kW) Sta-Rite - 1.5" suction & delivery (F)
J	SR2003N	2HP (1.5kW) Sta-Rite - 2" suction & delivery (G)
J	SR3003N	3HP (2.25kW) Sta-Rite - 2" suction & delivery (H)



## Certikin Commercial Pumps - BPH Range - 1500rpm - 3Ø



Designed with efficiency in mind, these unique centrifugal pumps offer quality, performance and reliability.

All models in this range have been designed and developed primarily for the swimming pool industry.

### Features

- Designed to circulate large quantities of low pressure water
- High quality corrosion resistant components
- Cast iron body
- Cast iron impeller
- IP55 protection rated
- Integral strainer box
- Stainless steel strainer basket and shaft
- Mechanically sealed shaft
- 1500rpm motors
- Bronze impeller available on request
- IE3 rated motor
- \*2 year parts only warranty against manufacturing defect. Excludes consumable parts

### 1500rpm Commercial 3Ø Pumps

E	BPH123	10HP (7.5kW) - 400/690V
E	BPH125	12.5HP (9.4kW) - 400/690V
E	BPH126	15HP (11.0kW) - 400/690V
E	BPH127	4.0HP (3.0kW) - 230/400V
E	BPH128	5.5HP (4.1kW) - 400/690V
E	BPH129	7.5HP (5.6kW) - 400/690V
E	BPH130	10HP (7.5kW) - 400/690V
E	BPH131	12.5HP (9.4kW) - 400/690V
E	BPH132	15HP (11.0kW) - 400/690V
E	BPH133	20HP (15kW) 400/690V
E	BPH134	25HP (18.5kW) - 400/690V



## Certikin Commercial Pumps - BP Range - 3000rpm



Designed with efficiency in mind, these unique centrifugal pumps offer quality, performance and reliability.

All models in this range have been designed and developed primarily for the swimming pool industry.

### Features

- Designed to circulate large quantities of low pressure water
- High quality corrosion resistant components
- Cast iron body
- Brass impeller BP303
- Bronze impeller BP403 - BP1253
- IP55 protection rated
- Integral strainer box
- Stainless steel strainer basket and shaft
- Mechanically sealed shaft
- 3000rpm motors
- IE3 rated motor
- \*2 year parts only warranty against manufacturing defect. Excludes consumable parts

### 3000rpm 3Ø Commercial Pumps

E	BP303	3HP (2.2kW), 3Ø pump, (FD-15) - 230/400V
E	BP403	4.0HP (3.0kW), 3Ø pump, (FD-17) - 230/400V
E	BP553	5.5HP (4.1kW), 3Ø pump, (FD-19) - 230/400V
E	BP753	7.5HP (5.6kW), 3Ø pump, (FD-20) - 400/690V
E	BP1003	10HP (7.5kW), 3Ø pump, (FD-21) - 400/690V
E	BP1253	12.5HP (9.4kW), 3Ø pump (FD-22) - 400/690V





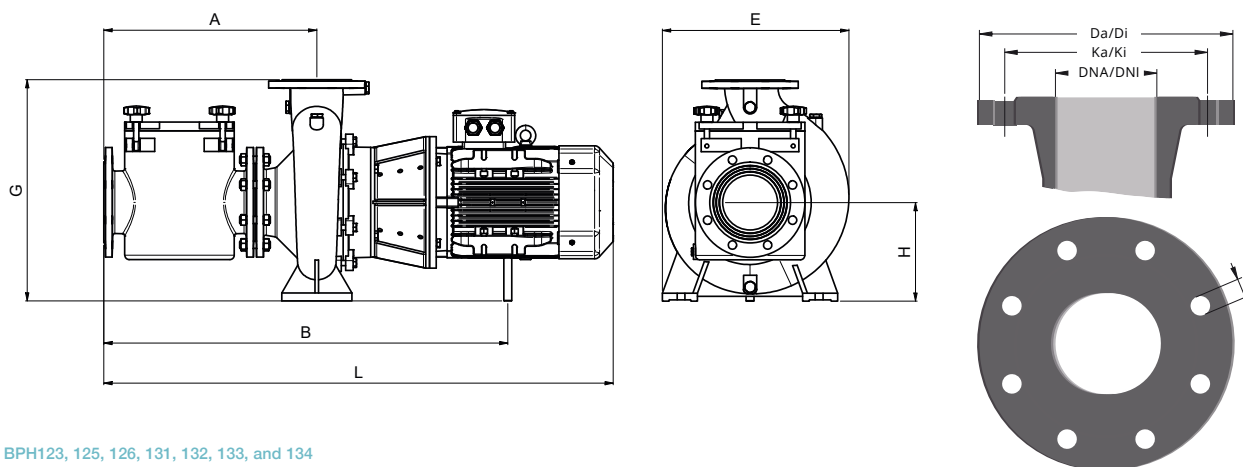
1500rpm Certikin Commercial Pump Specifications - 4HP - 15HP

Code	DNA IN	DNI OUT	A	B	C	D	E	G	H	I	L
BPH127	100	80	425	815	130	315	404	480	200	-	1024
BPH128	100	80	425	823	130	315	404	480	200	-	1053
BPH129	125	100	486	922	130	315	426	505	225	-	1163
BPH130	125	100	486	933	130	315	426	505	225	-	1185
BPH131	150	100	586	1033	130	315	426	505	417*	610	1285
BPH132	150	100	586	1191	130	315	426	505	417*	610	1394
BPH123	150	125	585	1033	130	315	487	605	442	620	1285
BPH125	150	125	585	1033	130	315	487	605	442	620	1285
BPH126	150	125	585	1191	130	315	487	605	442	620	1394
BPH133	200	125	668	1317	130	315	487	605	490	698	1521
BPH134	200	125	668	1319	130	315	487	605	490	698	1578

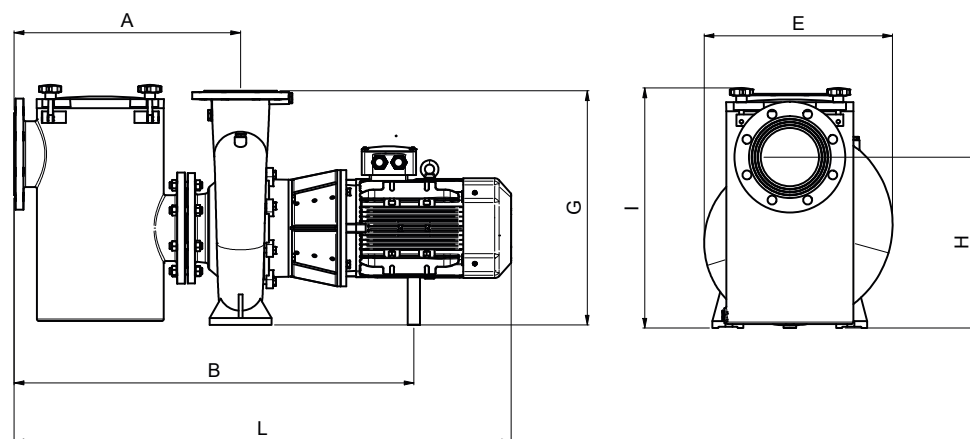
DNA/DNI	Da/Di	Ka/Ki	s	n°
50	165	125	19	4
80	200	160	19	8
100	220	180	19	8
125	250	210	19	8
150	285	240	23	8
200	340	295	23	8

Performance Table BPH 133 and 134								
Head m³/hr	8	10	12	14	16	18	20	22
BPH133	299	287	260	222	175	126	-	-
BPH134	-	369	349	324	293	244	184	101

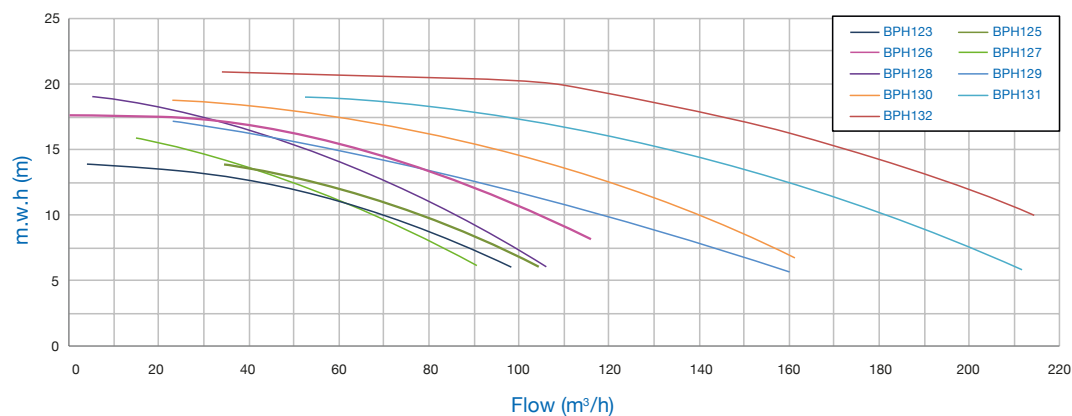
BPH127, 128, 129 and 130



BPH123, 125, 126, 131, 132, 133, and 134



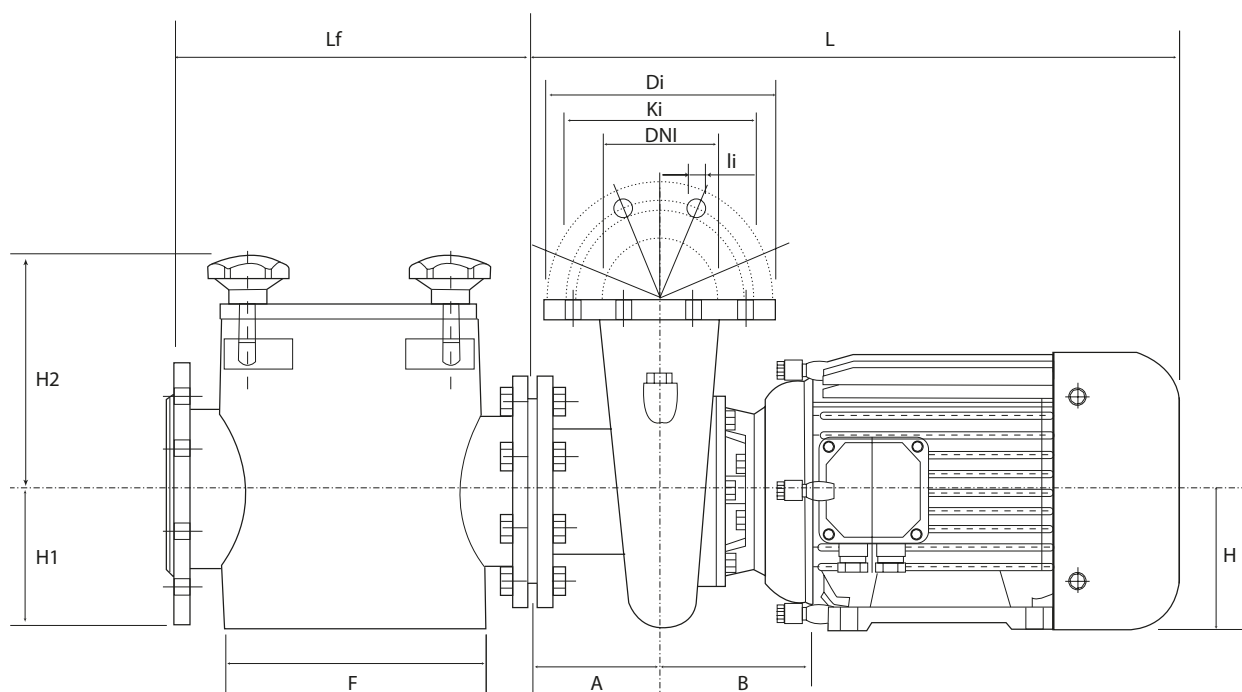
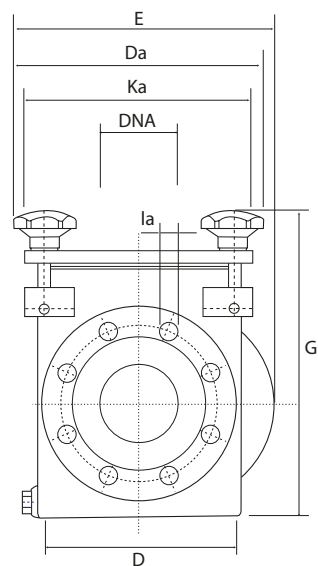
Characteristics curve



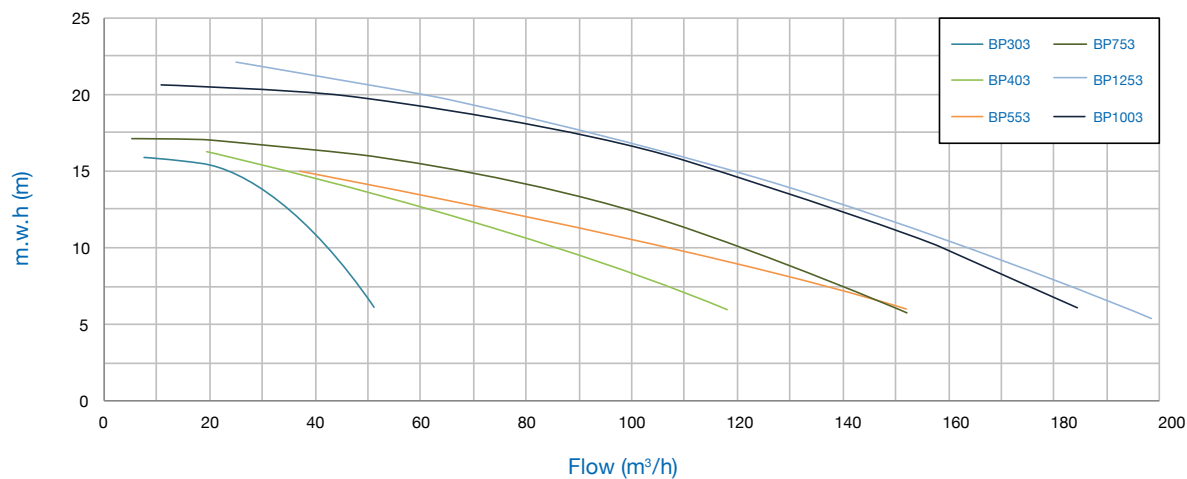
3000rpm Certikin Commercial Pump Specifications - 3HP - 12.5HP

Code	A	B	D	E	F	G	H	L	DNA	DNI	Weight (kg)
BP303	82	172	140	271	210	319	132	491	80	55	55
BP403	120	196	190	288	210	320	132	584	100	100	68.9
BP553	120	196	190	275	250	347	132	606	125	100	90.7
BP753	120	292	216	312	250	360	132	724	125	100	99
BP1003	120	292	216	312	250	360	132	724	125	100	104.5
BP1253	120	292	216	312	250	360	132	724	125	100	113.5

Code	Da	Ka	La	Di	Ki	li
BP303	200	160	18	152	125	14
BP403	220	180	18	220	180	19
BP553	250	210	18	220	180	19
BP753	250	210	18	220	180	19
BP1003	250	210	18	220	180	19
BP1253	250	210	18	220	180	19



Characteristics curve



## Certikin Hurricane Commercial Pumps



Certikin's Hurricane pump range offers all the power and performance of a traditional cast iron centrifugal pump with the added versatility of a chemically resistant, lightweight, modern plastic design.

Capable of pumping large volumes of water at high pressure, Hurricane pumps are supplied with 3-phase motors starting at 2.9 kW (4.0HP) through to 9.2 kW (12.5HP), achieving flows in excess of 150m<sup>3</sup>/hr.

- Flooded suction
- Suitable for salt water applications
- Available with or without pre-filters
- Quick fit union connections
- Plastic composite body
- 316 stainless steel shaft
- Plastic impeller on 4.0HP and 5.5HP models
- Bronze impeller on 7.5HP, 10HP and 12.5HP models
- 316 stainless steel strainer basket pre-filter models
- IP55 protection rated
- Max. water temperature 40°C
- Alternative voltages available on request
- \*2 year parts only warranty against manufacturing defect. Excludes consumable parts

\* Electrical Capacity should be checked when replacing pumps due to the different requirements of upgraded, enhanced efficiency motors

### Certikin Hurricane Commercial Pumps - With Pre-filter

D	CP400S	4.0HP (2.9kW) - 3Ø, 6.9 Amps, 90mm connections - 230/400V
D	CP550S	5.50HP (4.0kW) - 3Ø, 9.4 Amps, 110mm connections - 230/400V
D	CP750S	7.5HP (5.5kW) - 3Ø, 12.1 Amps, 110mm connections - 230/400V
D	CP1000S	10HP (7.4kW) - 3Ø, 16.0 Amps, 110mm connections - 230/400V
D	CP1250S	12.5HP (9.2kW) - 3Ø, 21.2 Amps, 110mm connections - 230/400V

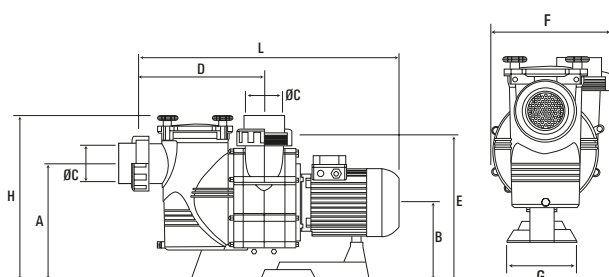
### Certikin Hurricane Commercial Pumps

D	CP400B	4.0HP (2.9kW) - 3Ø, 6.9 Amps, 90mm connections - 230/400V
D	CP550B	5.50HP (4.0kW) - 3Ø, 9.4 Amps, 110mm connections - 230/400V
D	CP750B	7.5HP (5.5kW) - 3Ø, 12.1 Amps, 110mm connections - 230/400V
D	CP1000B	10HP (7.4kW) - 3Ø, 16.0 Amps, 110mm connections - 230/400V
D	CP1250B	12.5HP (9.2kW) - 3Ø, 21.2 Amps, 110mm connections - 230/400V



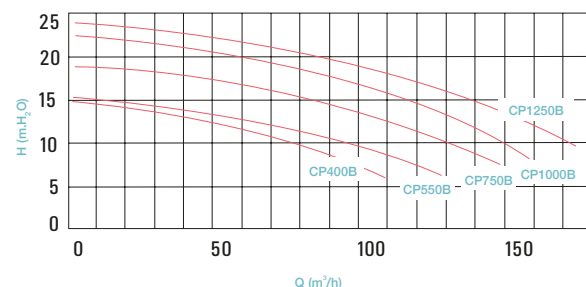
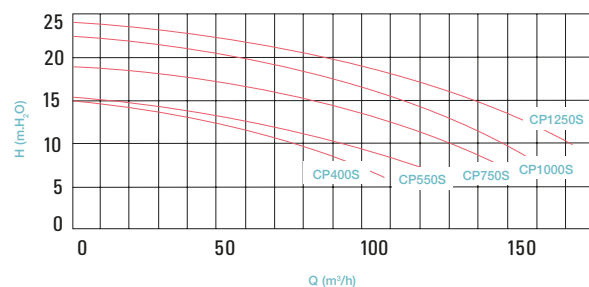
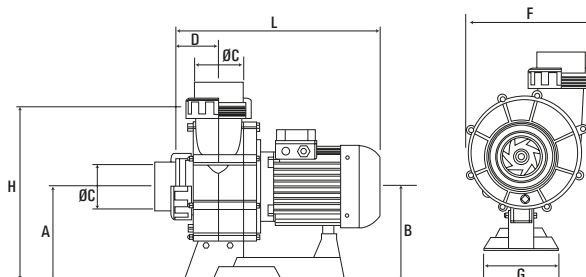
### Certikin Hurricane Commercial Pumps - With Pre-filter

Dimensions	A	B	ØC	D	F	G	H	L	Weight (kg)
CP400S	375	255	90	405	330	200	535	820	43
CP550S	375	255	110	405	330	200	535	840	52
CP750S	375	255	110	405	330	200	535	840	55
CP1000S	375	255	110	405	330	200	535	910	66
CP1250S	375	255	110	405	330	200	535	955	72



### Certikin Hurricane Commercial Pumps

Dimensions	A	B	ØC	D	F	G	H	L	Weight (kg)
CP400B	255	255	90	115	330	200	470	510	37
CP550B	255	255	110	115	330	200	470	530	46
CP750B	255	255	110	115	330	200	470	530	49
CP1000B	255	255	110	115	330	200	470	600	60
CP1250B	255	255	110	115	330	200	470	645	66



## Certikin Giant Commercial Pumps



Giant is a centrifugal swimming pool pump designed to offer high performances in water filtration and depuration of public swimming pools.

This pump is fitted with a high capacity pre-filter with an easily removed stainless steel basket.

Manufactured to order with special mechanical seal for use with sea water.

Pump body: Polypropylene 30% fibreglass  
 Filter basket: Stainless steel AISI 304  
 Shaft: Stainless steel AISI 304 mechanical  
 Seal: Carbon + resin - ceramics  
 Impellor: Polypropylene 30% fibreglass (Bronze as standard on BPG1253)  
 Motor: IE3 rated  
 Waterproof: IP55

\*2 year parts only warranty against manufacturing defect. Excludes consumable parts

### Giant Commercial Pumps - 2850rpm

<b>K</b>	<b>BPG403</b>	4.0HP (3.0kW) - 3Ø Commercial Giant Pump - 230/400V
<b>K</b>	<b>BPG553</b>	5.50HP (4.1kW) - 3Ø Commercial Giant Pump - 230/400V
<b>K</b>	<b>BPG753</b>	7.5HP (5.6kW) - 3Ø Commercial Giant Pump - 400/690V
<b>K</b>	<b>BPG1003</b>	10HP (7.5kW) - 3Ø Commercial Giant Pump - 400/690V
<b>K</b>	<b>BPG1253</b>	12.5HP (9.4kW) - 3Ø Commercial Giant Pump - 400/690V



BPG403 and BPG553



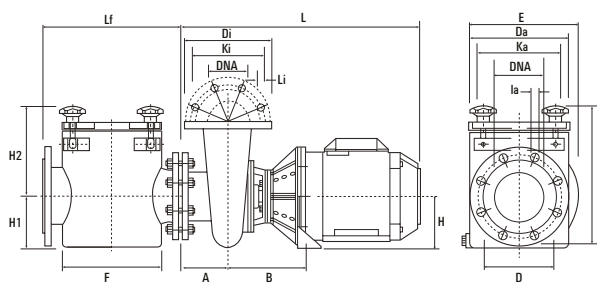
BPG753, BPG1003 & BPG1253

Code	III 230V	III 400V	III 700V	DNA	DNI	KG
BPG403	9.9	5.7	-	100	100	63
BPG553	13.0	7.4	4.3	125	100	69
BPG753	17.6	10.1	5.9	125	100	82
BPG1003	-	13.5	7.8	125	100	88
BPG1253	-	16.6	9.6	125	100	90

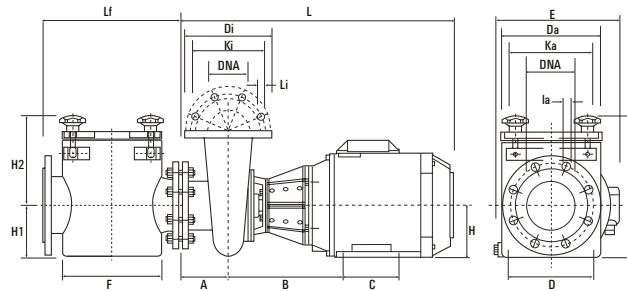
### Certikin Giant Commercial Pumps - Dimensions

Code	Da	Ka	la	Di	Ki	Li	No Tal	A	B	C	D	E	F	G	H	L	Lf
BPG403	220	180	18	220	180	19	8	120	196	-	190	275	250	347	132	584	347
BPG553	250	210	18	220	180	19	8	120	196	-	190	275	250	347	132	606	347
BPG753	250	210	18	220	180	19	8	120	292	140	216	312	250	360	132	724	347
BPG1003	250	210	18	220	180	19	8	120	292	140	216	312	250	360	132	724	347
BPG1253	250	210	18	220	180	19	8	120	292	140	216	312	250	360	132	724	347

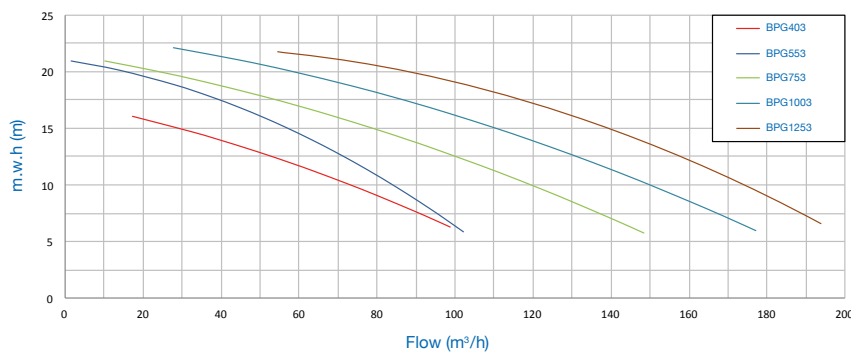
BPG403 and BPG553



BPG753, BPG1003 & BPG1253



Characteristics curve





## Certikin Great Giant Commercial Pumps



The Great Giant is a centrifugal swimming pool pump designed to offer high performances in water filtration and depuration of public swimming pools.

This pump is fitted with a high capacity pre-filter with easily removed stainless steel basket.

Manufactured to order with special mechanical seal for use with sea water + bronze impeller.

Pump body: Polypropylene 30% fibreglass  
 Filter basket: Polypropylene AISI 304  
 Shaft: Stainless steel AISI 304 mechanical  
 Seal: Carbon + resin - ceramics  
 Impeller: Bronze  
 Motor: IE3 Rated 1450rpm  
 Waterproof: IP55

\*2 year parts only warranty against manufacturing defect. Excludes consumable parts

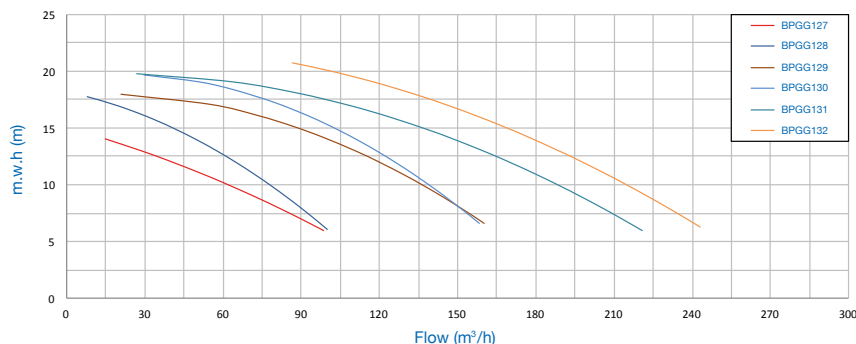
### Great Giant Commercial Pumps - 1450rpm

K	BPGG127	4.0HP (3.0kW) - 3Ø Commercial Great Giant Pump - 230/400V
K	BPGG128	5.0HP (3.75kW) - 3Ø Commercial Great Giant Pump - 230/400V
K	BPGG129	7.5HP (5.50kW) - 3Ø Commercial Great Giant Pump - 400/690V
K	BPGG130	10HP (7.50kW) - 3Ø Commercial Great Giant Pump - 400/690V
K	BPGG131	12.5HP (9.40kW) - 3Ø Commercial Great Giant Pump - 400/690V
K	BPGG132	15.0HP (11.0kW) - 3Ø Commercial Great Giant Pump - 400/690V



Code	III 230V	III 400V	III 700V	Suction	Delivery	Weight (kg)
BPGG127	10.5	6.0	—	160mm	110mm	78
BPGG128	13.8	7.9	4.6	160mm	110mm	87
BPGG129	18.6	10.7	6.2	160mm	110mm	103
BPGG130	—	14.3	8.3	160mm	110mm	113
BPGG131	—	17.5	10.1	160mm	110mm	173
BPGG132	—	20.4	11.8	160mm	110mm	203

Characteristics curve



## Hydrostar Mk4 Commercial Pumps



The new Hydrostar MK4 Commercial Pump has been designed to provide a substantially quieter operation and improved flow rates than the MK3 version. A new reshaped design has optimised the hydraulic efficiency of the pump.

### Features

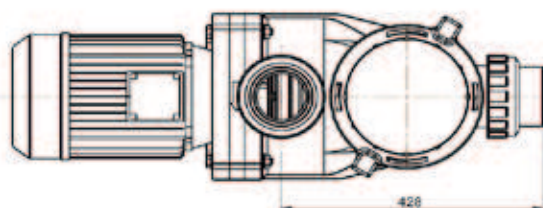

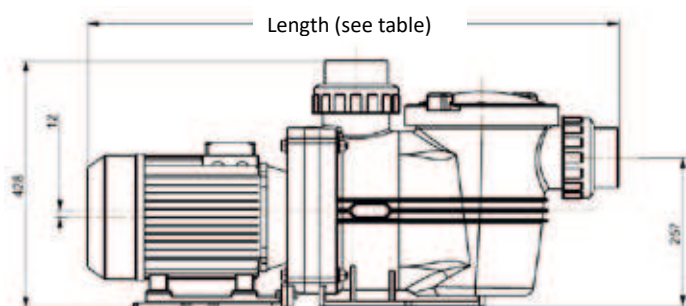
- UV stabilised glass-filled polypropylene housing
- Clear polycarbonate strainer lid for quick inspection
- Lid lock ring with ergonomic handles – simple removal & replacement of the lid without the use of additional tools
- 6 litres/ moulded polypropylene strainer basket
- Heavy duty IP55 weather proofed motor with 431 stainless steel shaft
- Enclosed glass filled Noryl impeller for long-lasting reliability
- 90mm Metric half union connections
- Drain plugs

\* Electrical Capacity should be checked when replacing pumps due to the different requirements of upgraded, enhanced efficiency motors

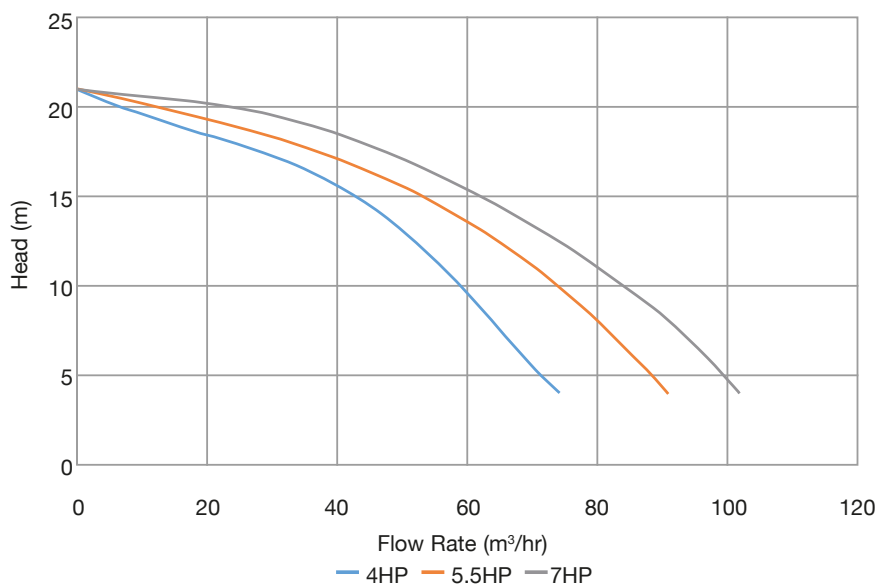


### Certikin Hydrostar Mk4 Commercial Pumps

<b>D</b>	<b>WHSR403/4</b>	4.0HP (3.0kW) 3Ø Hydrostar Mk4 Pump
<b>D</b>	<b>WHSR503/4</b>	5.7HP (4.26kW) 3Ø Hydrostar Mk4 Pump
<b>D</b>	<b>WHSR703/4</b>	7.2HP (5.4kW) 3Ø Hydrostar Mk4 Pump



Motor Power(HP)	Length (mm)
4	846
5.7	867
7.2	929



## Hydrostar Commercial Pumps



### Features

- Lightweight design
- Composite plastic construction
- IP55 protection ratings
- 380 / 415V - 50Hz
- Complete with 3" and 90mm socket unions

Maximum water temperature 50°C

\* Electrical Capacity should be checked when replacing pumps due to the different requirements of upgraded, enhanced efficiency motors

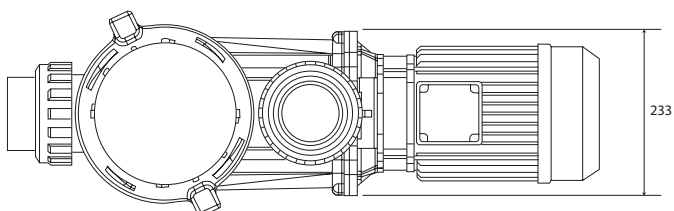
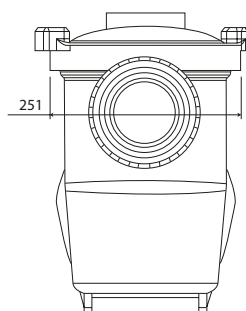
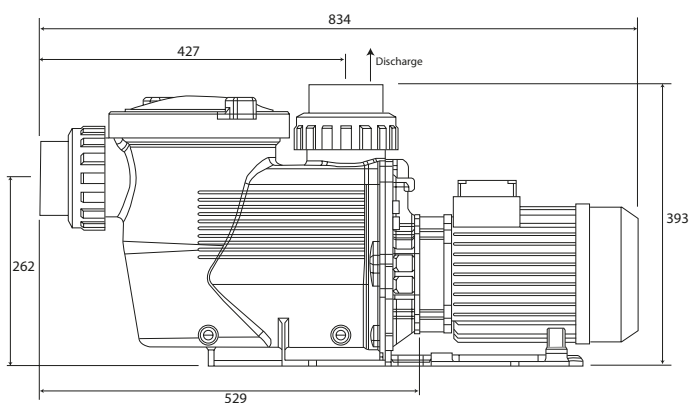


### Certikin Hydrostar Commercial Pumps

<b>D</b>	<b>WHSR043</b>	4.0HP (2.9kW), 5.2 Amps, 3Ø commercial plastic pump
<b>D</b>	<b>WHSR0553</b>	5.5HP (3.16kW), 5.8 Amps, 3Ø commercial plastic pump
<b>D</b>	<b>WHSR073</b>	7.0HP (5.18kW), 8.2 Amps, 3Ø commercial plastic pump

### Specifications for Certikin Hydrostar Pumps

Metres Head - flow m³/h	5	8	10	12	14	16	18	20	21
WHSR043	58	53	48	44	35	30	21	10	-
WHSR0553	70	64	60	56	46	42	30	20	12
WHSR073	76	74	70	65	55	48	40	30	22



## Certikin Big Denver

### Features

Certikin's Big Denver pump range is ideal for smaller commercial applications.

- Pump body manufactured in fibre-glass and mineral reinforced polypropylene and transparent polycarbonate cover
- 316 stainless steel shaft
- Plastic impellor
- Pre-filter capacity 8 litres
- IP55 protection rated
- Suction connection Ø90 and return connection Ø70 (supplied with couplings and metric unions)
- Self priming at 2m
- 60hZ available - please contact us



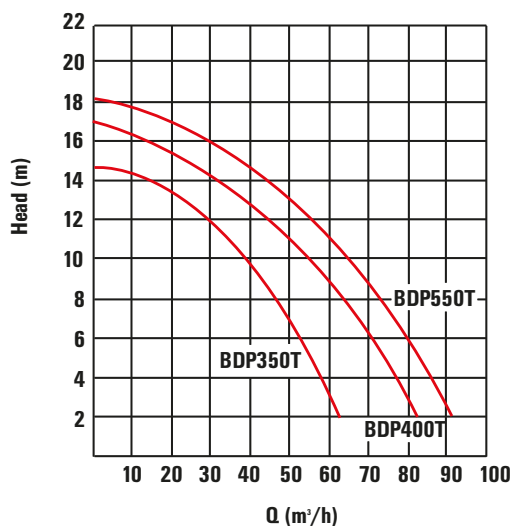
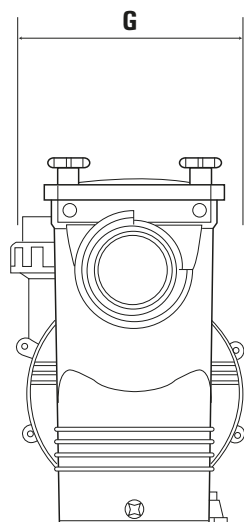
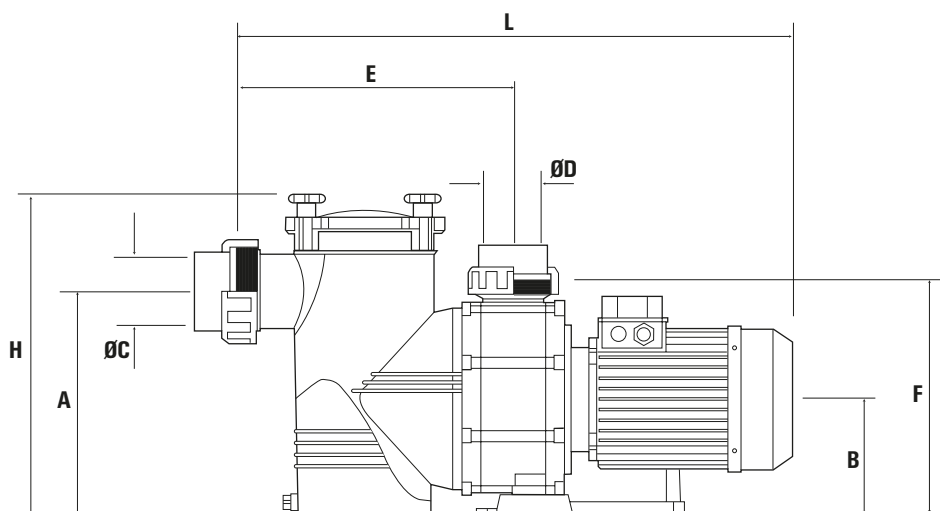
### Certikin Big Denver

<b>K</b>	<b>BDP350T</b>	Big Denver Pump 50Hz 3HP 3 Phase
<b>K</b>	<b>BDP400T</b>	Big Denver Pump 50Hz 4HP 3 Phase
<b>K</b>	<b>BDP550T</b>	Big Denver Pump 50Hz 5.5HP 3 Phase

### Certikin Denver Pump Specifications

Code	Dimensions								
	A	B	C	D	E	F	G	H	L
<b>BDP350T</b>	300	160	Ø90	Ø75	368	320	264	431	713
<b>BDP400T</b>	300	160	Ø90	Ø75	368	320	264	431	743

Code	KW	HP	KG	Volume m³
<b>BDP350T</b>	2.2	3	22	0.12
<b>BDP400T</b>	2.9	4	25	0.12





# GIANT SERIES

## HIGH EFFICIENCY

The evolution of a classic: innovative technology with the best performance in the market .



- Patented technology: logarithmic volute shaped body with one-piece helicoidal impeller.
- Suitable for all kinds of water.
- Superior resistance to corrosion and cavitation
- High hydraulic efficiency.
- Lower Maintenance Costs.



**GIANT**



**GREAT GIANT**

2900rpm 50Hz · Available also at 60Hz

From 4HP up to 12.5HP

Flow rate: up to 180m<sup>3</sup>/h

Plastic or bronze impeller

Best solution for aquariums (plastic series)

1450rpm 50Hz · Available also 60Hz

From 4HP up to 15HP

Flow rate: up to 260m<sup>3</sup>/h

Bronze impeller

**Complement your pool pumps with our GIANT PSH pre-filters series**



**SMALL GIANT**



**GIANT**



**GREAT GIANT**

## Calpeda Pumps



### Features

- Self priming
- Cast iron body and impeller
- Stainless steel shaft
- Integral strainer
- Insulation class F
- IP54 protection rated (IP55 available)
- 50Hz motors (60Hz available)
- Total suction lift up to 7 metres



### Calpeda - NMP Range

K	MC303	3HP (2.2kW) Calpeda 2.5" suction & delivery
K	MC403	4HP (3kW) Calpeda 2.5" suction & delivery
K	MC553	5.5HP (4.1kW) Calpeda 3" suction & delivery
K	MC753	7.5HP (5.6kW) Calpeda 3" suction & delivery
K	MC1003	10HP (7.5kW) Calpeda 3" suction & delivery

## FlowVis Meters



### FlowVis Flow Meters

FlowVis is a revolution in reliable flow measurement. It is the most advanced, affordable and reliable precision flow meter designed specifically for pools, spas, fountains and water features.

- Combined functionality of flow meter and check valve
- Installation flexibility. No requirement for 15X straight pipe diameter.
- Installs horizontally, vertically or even upside down!
- Clear, easy to read scale in LPM
- No calibration required
- NSF certified to 50psi

This product  
maybe  
supplied  
in white or  
grey PVC



### FlowVis Flow Meter

E	FLVIS20	FlowVis 2" Flow Meter (Scale in LPM)
E	FLVIS30	FlowVis 3" Flow Meter (Scale in LPM)
E	FLVIS15	FlowVis 1.5" Flow Meter (Scale in LPM)
E	FLVIS050	FlowVis 50mm Flow Meter with NRV
E	FLVIS063	FlowVis 63mm Flow Meter with NRV
E	FLVIS075	FlowVis 75mm Flow Meterspigot conns
E	FLVIS090	FlowVis 90mm Flow Meter
E	FLVIS110	FlowVis 110mm Flow Meter
E	FLVIS160	FlowVis 160mm Flow Meter
E	FLVIS160C	FlowVis 160mm Flow Meter clamp on
E	FLVIS200	FlowVis 200mm Flow Meter
E	FLVIS200C	FlowVis 200mm Flow Meter clamp on

### FlowVis Digital Flow Meter

The next level in flow meter technology and is the first >98% accurate digital flow meter developed for pools and spas. It is available for new and existing FlowVis installations and retrofit models can be installed quickly and easily. FlowVis Digital has the ability to interface with other systems such as heaters, chemical feeders and UV units, so they will only operate above a user-defined flow rate.

- Pool turnover rate functionality
- Ability to interface with a multitude of other equipment
- >98% accurate
- Ability to set flow rate alarms
- Offers remote indication of flow

### FlowVis Digital Flow Meter

Q	FLVD	FlowVis Digital - includes display, enclosure, power supply, sensor and std cable
Q	FLVEC	FlowVis Digital 8m extension cable
Q	FLVRK	FlowVis Digital relay interface kit



## Inverters/Variable Speed Drives



Suitable for various pump models including: BP Range, BPH Range, Calpeda, Modern, Hurricane, Giant, Great Giant, Hydrostar, Columbia, Aral, Maxim, Shark, Speck, Hayward, Waterco, Starite and DAB.

### Features

- IP66 rated
- Can be linked to BMS
- Keypad controls
- Up to 50°C operating conditions
- Easy to install and programme
- Payback potentially less than 6 months

### Example of cost saving

Pump size: 5.5HP (4.1kW) 3 phase pump.  
 Operating time: 24 hours / 7 days a week / 52 weeks per year  
 Cost of unit: £805.60  
 Cost of installation: £350.00  
 Total cost: £1155.00

Based on electricity at 34p per kWh the cost saving running the unit at 80% of the speed for 95% of time and 100% of speed for 5% (backwash).

Cost saving is £302.00 per month and 4 months payback on installation.



### Inverters - Variable Speed Drives

H	CVSD01	Variable Speed Drive for pumps up to (but not including) 3HP 3Ø
H	CVSD02	Variable Speed Drive for pumps up to (but not including) 5.5HP 3Ø
H	CVSD03	Variable Speed Drive for pumps up to (but not including) 7.5HP 3Ø
H	CVSD04	Variable Speed Drive for pumps up to (but not including) 10.0HP 3Ø
H	CVSD05	Variable Speed Drive for pumps up to (but not including) 15.0HP 3Ø

## Domestic Single Phase Inverters



The iSAVER Inverter is a low cost solution designed to greatly reduce the running costs of pool circulation pumps and improve the efficiency of swimming pool filtration.

Swimming pool pumps invariably run at higher flow rates than necessary. iSAVER Inverter technology enables you to control both pump flow-rates and pump run times.

Swimming pool pump energy conservation is evolving, it's now possible to reduce the running costs of your pool pump by as much as 60% simply by linking your existing pool circulation pump to an inverter and reducing the pump speed.

### Features

- Cost effective
- Easy installation
- Energy efficient
- User friendly
- Improved water quality

### Certikin iSAVER

E	DVSD03	Certikin iSAVER 1.1kW output inverter (for single phase pumps up to 1HP)
E	DVSD04	Certikin iSAVER 2.2kW output inverter (for single phase pumps up to 2HP)



## Commercial Air Blowers



### Features

- All units are manufactured in die-cast aluminium alloy
- Standard motors are two pole, totally enclosed air cooled, and continuous duty rated
- IP54 protection rated
- Insulation class F
- Max temperature 40°C
- Special voltages available on request

All air blowers supplied by Certikin have only one moving part - a carefully balanced rotating impeller. There is no contact between the impeller and the housing thus eliminating abrasion and wear.

The unit is completely oil free and the suction and discharge ports have built-in silencers that reduce noise levels to a minimum.

### Helpful Sizing Guide - for guidance only

- Small air pad 0.4kW blower
- Inground spa air injectors 1.1kW blower / 1.5kW blower (spa up to 3m)
- Air lounger 1.1kW blower
- Double air lounger 1.5kW blower
- Large air pad 1.5kW blower
- Vitality spa (4 loungers) 2.2kW blower
- Volcano air pad 2.2kW blower
- Inground spa injector (over 3.6m) 2.2kW blower

### Commercial Air Blowers

E	BVC041M	0.4kW - 1 PH Air Blower
E	BVC043M	0.4kW - 3 PH Air Blower
E	BVC151M	1.1kW - 1 PH Air Blower
E	BVC153M	1.1kW - 3 PH Air Blower
E	BVC155M	1.5kW - 1 PH Air Blower
E	BVC156M	1.5kW - 3 PH Air Blower
E	BVC223MVM	2.2kW - 3 PH Air Blower
E	BVC303MVM	3.0kW - 3 PH Air Blower
E	BVC403MVM	4.0kW - 3 PH Air Blower
E	BVC553MVM	5.5kW - 3 PH Air Blower



Air Blower



## Submersible Pumps & Accessories



SUB-4 is a submersible drainage pump with integral float.  
The motor size 0.4kW 230/1/50. 9m max head. 1100 l/hr max flow.  
It can take particles up to 5mm. Max temp of water 40°C.  
With integral float switch. Low suction capability: 2-3mm (manual mode).

### Submersible Pump

E	SUB-1	Submersible pump with float switch and 1.25" outlet
D	SUB-2	Stainless Steel Submersible pump with float switch and 1.25" outlet
E	SUB-4	DAB Submersible pump with built-in float switch and 1.25" outlet
E	CTE1108	Coverstar submersible pump with 20m cable

### SUB-1 Flow Rates

Head M	6	4.2	2
m³/h	1.2	4.8	7.2

### SUB-2 Flow Rates

Head M	7	6.5	6	5.5	5	4.5	3.7	2.9	2.4	1.3
m³/h	0	1	2	3	4	5	6	7	7.5	9

### SUB-4 Flow Rates

Head M	9	8.8	8.5	8.1	7.8	7	6.7	6	5.7	4.2	3.2
m³/h	0	1	2	3	4.5	5	6	7	7.5	9	10

### Pump Accessories

D	ML630	5oz Magic lube
D	8485	Anti vibration pad (to fit all pumps up to 2HP)



SUB-2




SUB-4



CTE1108



ML630



8485



# FILTERS



## Vision Filters



### Features

- Patented 10" lid (side mount) – for ease of maintenance
- Bobbin wound using the latest in fibreglass winding technology
- Clear mounting ring on top mount models – allows a clear view of filtration and backwashing during operation
- Multiport valve comes complete with 1.5"/50mm or 2"/63mm quick connect unions (tank size dependant)
- Hydraulically balanced laterals to maximise water flow and filtration
- Automatic internal air bleed to expel any unwanted air in the tank
- Max working pressure 2.5 BAR
- Vision filters are NOT suitable for use with Baquacil
- Fishtail laterals for improved filtration and backwashing



Top Mount



Side Mount



Now with fishtail laterals for improved filtration and backwashing. Available from spring 2025.

### Vision Top Mount Filters (C/W Vision Filter, Tank, Multiport & Pressure Gauge)

J	FVS20T	20" (500mm) filter - 10m³/hr
J	FVS24T	24" (600mm) filter - 14m³/hr
J	FVS30T	28" (710mm) filter - 19m³/hr

### Vision Top Mount Filters (C/W Vision Filter, Tank, Multiport, Pressure Gauge & Media)

J	ZZFVS20T	20" (500mm) filter - 10m³/hr + 90kg sand
J	ZZFVS24T	24" (600mm) filter - 14m³/hr + 150kg sand
J	ZZFVS30T	28" (710mm) filter - 19m³/hr + 220kg sand

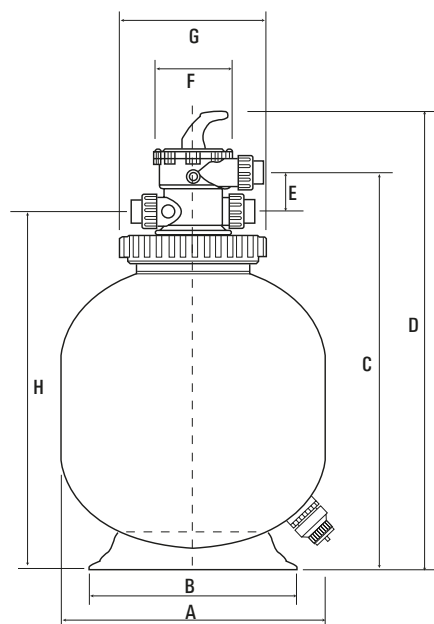
### Vision Side Mount Filters (C/W Vision Filter, Tank, Multiport, Pressure Gauge)

J	FVS20	20" (500mm) filter - 10m³/hr
J	FVS24	24" (600mm) filter - 14m³/hr
J	FVS30	30" (760mm) filter - 21m³/hr
J	FVS36	36" (900mm) filter - 31m³/hr

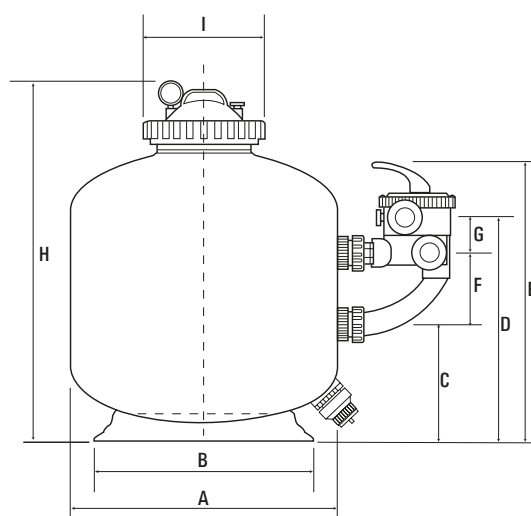
### Vision Side Mount Filters (C/W Vision Filter, Tank, Multiport, Pressure Gauge & Media)

J	ZZFVS20	20" (500mm) filter - 10m³/hr + 90kg sand
J	ZZFVS24	24" (600mm) filter - 14m³/hr + 140kg sand
J	ZZFVS30	30" (760mm) filter - 21m³/hr + 210kg sand
J	ZZFVS36	36" (900mm) filter - 31m³/hr + 360kg sand

Code	A	B	C	D	E	F	G	H	I	Filter Area m²	Sand kg	Pipe Connections
FVS20	520	445	282	593	683	203	54	899	343	0.20	90	1.5" / 50mm
FVS24	622	484	317	574	717	203	54	957	343	0.28	140	1.5" / 50mm
FVS30	772	620	337	642	799	203	102	1030	343	0.44	210	2" / 63mm
FVS36	923	620	387	693	850	203	102	1156	343	0.64	360	2" / 63mm
FVS20T	510	484	839	982	91	182	343	748	-	0.20	90	1.5" / 50mm
FVS24T	620	484	930	1073	91	182	343	839	-	0.28	160	1.5" / 50mm
FVS30T	720	620	941	1083	91	182	343	850	-	0.38	200	1.5" / 50mm



Top Mount



Side Mount



Please Note: Filters up to 30" ordered with media will not incur an additional carriage charge. However, due to the weight of filter media, 36" filters with media will incur an additional carriage charge. Please call us for a quotation.

## Hydrosxim Filters



### Features

- Reinforced polyester resin and glass fibre sand filter
- Fitted with pressure gauge, manual water drain, manual air vent
- Includes 6-way valve
- Maximum working pressure 2.5 Bar (test pressure 3 Bar)
- Filtration velocity 50m<sup>3</sup>/h/m<sup>2</sup>

### Certikin Hydrosxim Top Mount Filters (C/W Multiport Valve & Pressure Gauge)

J	EHS520/T	20" filter + 1.5" valve - 10m <sup>3</sup> /hr
J	EHS640/T	25" filter + 1.5" valve - 15m <sup>3</sup> /hr
J	EHS760/T	30" filter + 2" valve - 22m <sup>3</sup> /hr

### Certikin Hydrosxim Top Mount Filters (C/W Multiport Valve, Pressure Gauge & Media)

J	ZZ2620/T	20" filter + 1.5" valve & media - 10m <sup>3</sup> /hr
J	ZZ2625/T	25" filter + 1.5" valve & media - 15m <sup>3</sup> /hr
J	ZZ2630/T	30" filter + 2" valve & media - 22m <sup>3</sup> /hr

### Certikin Hydrosxim Side Mount Filters (C/W Multiport Valve & Pressure Gauge)

J	EHS520V	20" filter + 1.5" valve 10m <sup>3</sup> /hr
J	EHS640V	25" filter + 1.5" valve 15m <sup>3</sup> /hr
J	EHS760V	30" filter + 2" valve 22m <sup>3</sup> /hr
J	EHS900V	36" filter + 2" valve 33m <sup>3</sup> /hr

### Certikin Hydrosxim Side Mount Filters Complete (C/W Multiport Valve, Pressure Gauge & Media)

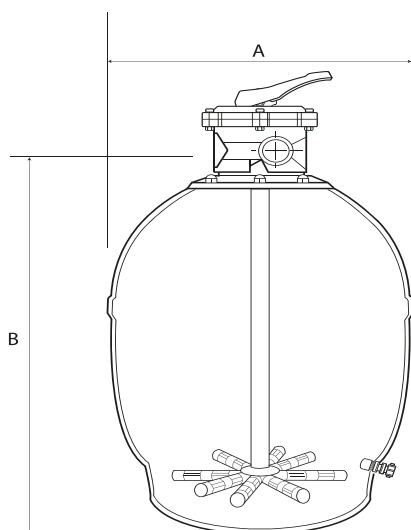
J	ZZ2620	20" filter + 1.5" valve, pressure gauge & media - 10m <sup>3</sup> /hr
J	ZZ2625	25" filter + 1.5" valve, pressure gauge & media - 15m <sup>3</sup> /hr
J	ZZ2630	30" filter + 2" valve, pressure gauge & media - 22m <sup>3</sup> /hr
J	ZZ2636	36" filter + 2" valve, pressure gauge & media - 33m <sup>3</sup> /hr



Top Mount

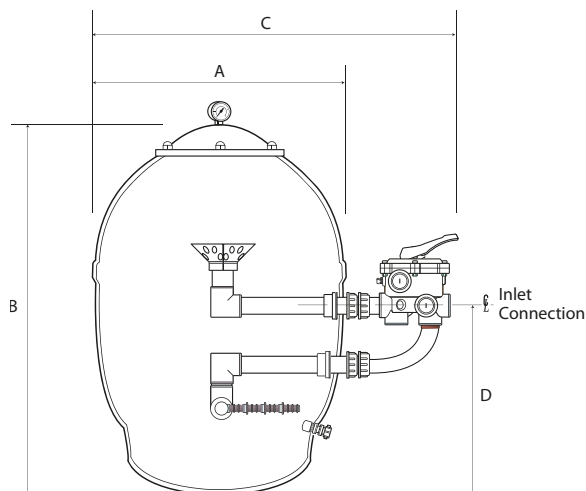


Side Mount



Top Mount

Model Size Filter	(mm)	Conn	Flow m <sup>3</sup> /h	Gravel weight Kg	Sand Kg	Filter Weight Kg	Dia (mm) (A)	Height mm (B)
20"	520	1.5"	10	25	75	17	520	960
25"	640	1.5"	15	50	100	22	640	1050
30"	760	2"	22	50	175	23	760	1240
36"	900	2"	33	75	250	-	-	-



Side Mount

Model Size Filter	(mm)	Conn	Flow m <sup>3</sup> /h	Gravel weight Kg	Sand Kg	Filter Weight Kg	Dia (mm) (A)	Height mm (B)	Depth mm (C)	Height to valve mm (D)
20"	520	1.5"	10	25	75	18	520	855	810	448
25"	640	1.5"	15	50	100	23	640	920	930	450
30"	760	2"	22	50	175	34	760	1070	1090	527
36"	900	2"	33	75	250	43	900	1095	1230	475



Please Note: Filters up to 30" ordered with media will not incur an additional carriage charge. However, due to the weight of filter media, 36" filters with media will incur an additional carriage charge. Please call us for a quotation.

## Florida Filters

- Reinforced polyester resin and glass fibre sand filter
- Fitted with pressure gauge, manual water drain, manual air vent
- Maximum working pressure 2.5 Bar (test pressure 3 Bar)
- Filtration velocity 50m<sup>3</sup>/h/m<sup>2</sup>

### Florida Top Mount Filters (C/W Multiport Valve & Pressure Gauge)

C	ZZFFRT0350/2Y	350mm (14") filter 5m <sup>3</sup> /hr 1.5" connections
C	ZZFFRT0450/2Y	450mm (18") filter 8m <sup>3</sup> /hr 1.5" connections
C	ZZFFRT0500/2Y	500mm (20") filter 9m <sup>3</sup> /hr 1.5" connections
C	ZZFFRT0600/2Y	600mm (24") filter 14m <sup>3</sup> /hr 1.5" connections
C	ZZFFRT0750/2Y	750mm (30") filter 21m <sup>3</sup> /hr 2.0" connections
C	ZZFFRT0900/2Y	900mm (36") filter 32m <sup>3</sup> /hr 2.0" connections

### Florida Filters - Top Mount - mm

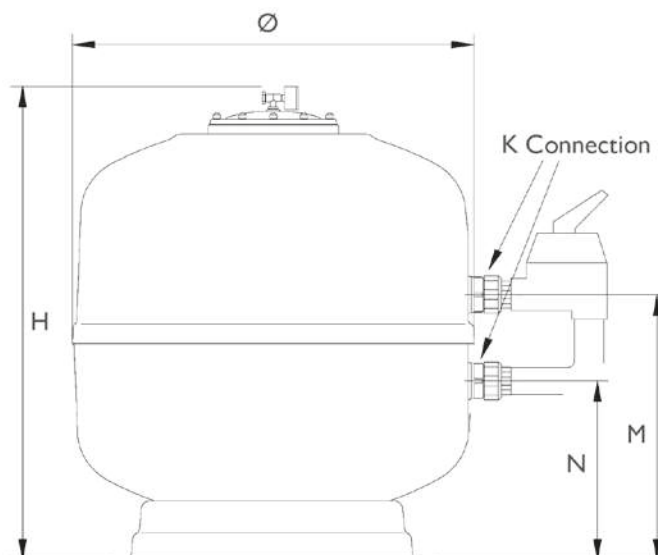
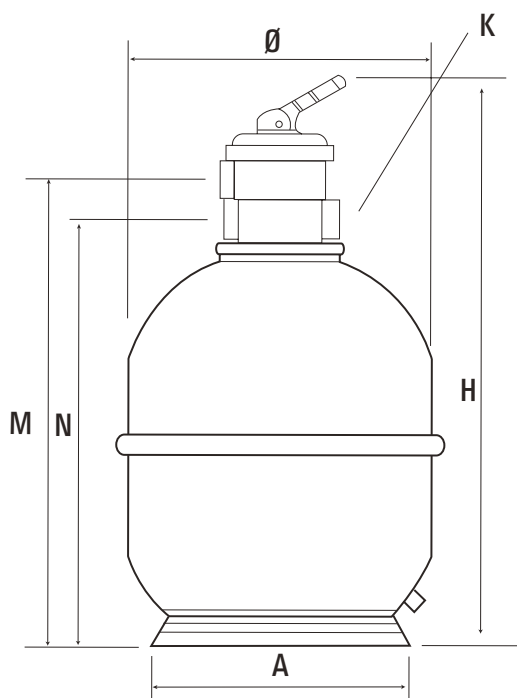
Ø	H	M	N	K	Sand	OC-1
350	885	750	685	1.5"	50kg	31.25
450	940	805	740	1.5"	70kg	43.75
500	935	800	735	1.5"	85kg	53.13
600	960	825	760	1.5"	125kg	78.13
750	1215	1005	920	2"	300kg	187.50
900	1385	1075	990	2"	430kg	268.75

### Florida Side Mount Filters (C/W Multiport Valve & Pressure Gauge)

C	ZZFFRS0350/2YC	350mm (14") filter 5m <sup>3</sup> /hr 1.5" connections
C	ZZFFRS0450/2YC	450mm (18") filter 8m <sup>3</sup> /hr 1.5" connections
C	ZZFFRS0500/2YC	500mm (20") filter 9m <sup>3</sup> /hr 1.5" connections
C	ZZFFRS0600/2YC	600mm (24") filter 14m <sup>3</sup> /hr 1.5" connections
C	ZZFFRS0750/2YC	750mm (30") filter 21m <sup>3</sup> /hr 2.0" connections
C	ZZFFRS0900/2YC	900mm (36") filter 32m <sup>3</sup> /hr 2.0" connections

### Florida Filters - Side Mount - mm

Ø	H	M	N	K	Sand	OC-1
350	710	405	280	1.5"	50kg	31.25
450	765	440	315	1.5"	70kg	43.75
500	760	420	295	1.5"	85kg	53.13
600	805	445	320	1.5"	125kg	78.13
750	940	560	330	2"	300kg	187.50
900	1085	630	400	2"	430kg	268.75





## Hawaii Filters

- Bobbin wound filter with fibre and polyester resin
- Fitted with collector arms and diffuser made in UPVC
- Fitted with pressure gauge, manual air and water purges
- Multiport valve with six positionfilter, backwash, rinse, recirculate, waste and closed
- Maximum pressure of 2.5kg/cm<sup>2</sup>

### Hawaii Filter C/W Top Mount Valve & Pressure Gauge

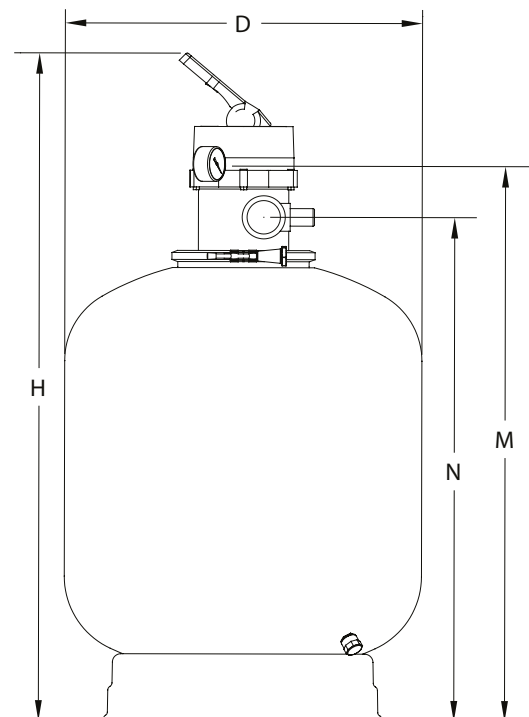
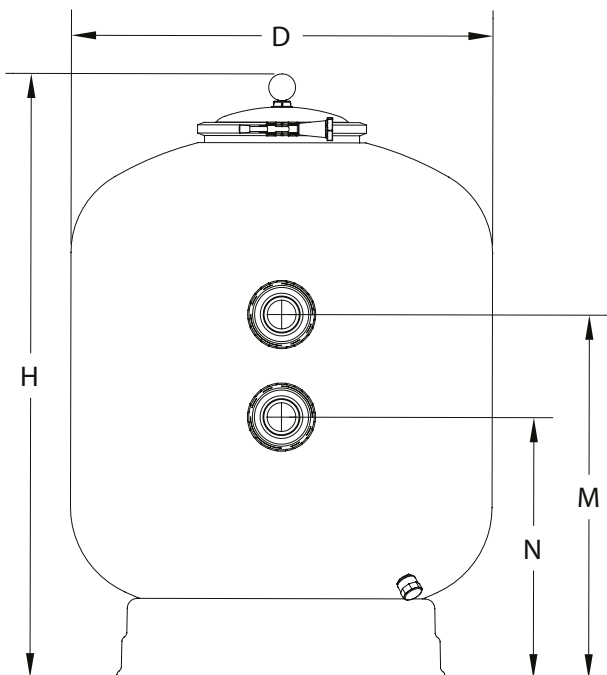
E	<b>ZZBWT400</b>	400mm (15") Filter - 6m <sup>3</sup> /hr 1.5" connections
E	<b>ZZBWT500</b>	500mm (20") Filter - 9m <sup>3</sup> /hr 1.5" connections
E	<b>ZZBWT600</b>	600mm (24") Filter - 14m <sup>3</sup> /hr 1.5" connections
E	<b>ZZBWT750</b>	750mm (30") Filter - 21m <sup>3</sup> /hr 2.0" connections
E	<b>ZZBWT900</b>	900mm (36") Filter - 32m <sup>3</sup> /hr 2.0" connections

### Hawaii Filter C/W Side Mount Valve & Pressure Gauge

E	<b>ZZBWS400</b>	400mm (15") Filter - 6m <sup>3</sup> /hr 1.5" connections
E	<b>ZZBWS500</b>	500mm (20") Filter - 9m <sup>3</sup> /hr 1.5" connections
E	<b>ZZBWS600</b>	600mm (24") Filter - 14m <sup>3</sup> /hr 1.5" connections
E	<b>ZZBWS750</b>	750mm (30") Filter - 21m <sup>3</sup> /hr 2.0" connections
E	<b>ZZBWS900</b>	900mm (36") Filter - 32m <sup>3</sup> /hr 2.0" connections
E	<b>ZZBWS1050</b>	1050mm (42") Filter - 43m <sup>3</sup> /hr 2.5" connections
E	<b>ZZBWS1200</b>	1200mm (48") Filter - 56m <sup>3</sup> /hr 3.0" connections

### Hawaii Filter Dimensions

Ø	Top (mm)				Side (mm)				Sand kg	Gravel
	D	H	M	N	D	H	M	N		
400mm	415	910	735	670	415	710	285	125	60kg	-
500mm	515	960	780	715	515	755	295	125	100kg	-
600mm	620	1030	855	790	620	830	325	125	175kg	-
750mm	780	1180	895	970	780	915	325	230	290kg	-
900mm	930	1320	1115	1035	930	1060	400	230	500kg	-
1050mm	-	-	-	-	1070	1250	470	270	550kg	250kg
1200mm	-	-	-	-	1220	1340	545	270	750kg	300kg



## Deep Bed Filters



### Certikin Deep Bed Filters c/w Multiport valve

J	FDB500	20" (500mm) filter - 9m³/hr
J	FDB600	24" (600mm) filter - 14m³/hr
J	FDB750	30" (750mm) filter - 21m³/hr

**Filter Media Advice** – offered by manufacturers of Triton & Tagelus filters in the use of a graded bed of gravel 3.5mm and filter sand 0.35 – 0.5mm.

The use of the graded bed is an established practice to assist filtration and backwashing cycles.

Sand is still the most widely used medium for effective filtration in swimming pool treatment.

Please call us to assist in providing guidance on this subject.

Model (mm)	Diameter	Connections	Filtration Area	Flow Rate	Media	Max Working Pressure
FDB500	500mm	1.5"	0.19m²	9.5m³/h	195kg	2.5kg/cm²
FDB600	600mm	1.5"	0.30m²	15m³/h	280kg	2.5kg/cm²
FDB750	750mm	2"	0.44m²	22m³/h	518kg	2.5kg/cm²

Model (mm)	Ø	H	N	M
FDB500	500	1365	480	605
FDB600	600	1370	480	605
FDB750	750	1434	435	665



Certikin Deep Bed Filter



**Please Note:** Filters up to 30" ordered with media will not incur an additional carriage charge. However, due to the weight of filter media, 36" filters with media will incur an additional carriage charge. Please call us for a quotation.

## Brasil & Exotuf Filters



### Brasil Filters

#### Brasil Filters - c/w Side Mount Valve with 1.5" connections & Pressure Gauge

E	ZZFBS400	15" (400mm) filter 6m³/hr
E	ZZFBS450	18" (450mm) filter 8m³/hr
E	ZZFBS500	20" (500mm) filter 10m³/hr
E	ZZFBS600	24" (600mm) filter 14m³/hr

#### Brasil Filters - c/w Side Top Valve with 1.5" connections & Pressure Gauge

E	FBT400	15" (400mm) filter 6m³/hr
E	FBT500	20" (500mm) filter 10m³/hr
E	FBT600	24" (600mm) filter 14m³/hr

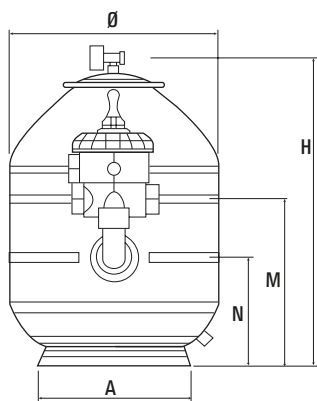


Brasil Filter  
Side Mount

Brasil Filter  
Top Mount

#### Brasil - Side

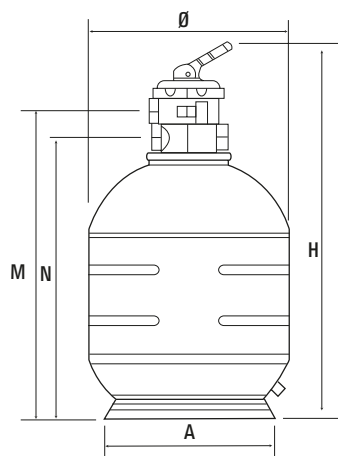
Ø	H	A	N	M
400mm	610mm	340mm	235mm	360mm
450mm	655mm	340mm	230mm	355mm
500mm	700mm	430mm	240mm	365mm
600mm	800mm	430mm	290mm	415mm



Max. working pressure 2 Bar

#### Brasil - Top

Ø	H	A	N	M
400mm	825mm	340mm	595mm	660mm
500mm	915mm	430mm	690mm	750mm
600mm	1015mm	430mm	790mm	850mm



Max. working pressure 2 Bar

### Exotuf Filters

#### Exotuf Filters (C/W Multiport Valve & Press Gauge)

D	ZEX18T	18" (450mm) filter
D	ZEX20T	20" (500mm) filter
D	ZEX24T	24" (600mm) filter
D	ZEX24	24" (600mm) filter

#### Exotuf Filters (C/W Multiport Valve & Press Gauge & Media)

D	ZZEX18T	18" (450mm) filter 75kg sand
D	ZZEX20T	20" (500mm) filter 100kg sand
D	ZZEX24T	24" (600mm) filter 125kg sand
D	ZZEX24	24" (600mm) filter 150kg sand



Exotuf Filter  
Top Mount

Exotuf Filter  
Side Mount

#### Exotuf Filter Specifications

Model Size Filter	Tank Dia (mm) B	Height (mm) A	Valve Size	Filter Area (sq.m)	Filter Media (kg)	Max Flow (m³/hr)
18"	504	840	1.5"	0.16	75	7
20"	550	905	1.5"	0.2	90	10
24"	650	942	1.5"	0.28	130	14
24" side mount	635	954	1.5"	0.28	175	13.6



Please Note: Filters up to 30" ordered with media will not incur an additional carriage charge. However, due to the weight of filter media, 36" filters with media will incur an additional carriage charge. Please call us for a quotation.





[www.walter-pool.com](http://www.walter-pool.com)

# WaluCover pool safety covers



# WaluDeck mobile decks



Member of **T&A** Group



## Cartridge Filters & Multicyclone



### Opal XL Cartridge Filter

Constructed from high impact polypropylene and designed for easy maintenance, Opal XL cartridge filters house an extra large filter cartridge to maximise its dirt holding capacity and minimise filter maintenance, leading to significant water savings.

2" / 63mm inlet and outlet ports for maximum flow and minimum back pressure.

#### Opal XL Cartridge Filters

D	OP225	Opal XL cartridge filter 225 - 225ft <sup>2</sup>
D	OP270	Opal XL cartridge filter 270 - 270ft <sup>2</sup>



Opal XL

### Trimline Cartridge Filter

Constructed from high impact polypropylene and designed for easy maintenance.

10 year warranty; five years tank warranty and five years pro rata and 1 year warranty on all other components for domestic installations. (Commercial applications attract a 1 year tank warranty).

#### Trimline Cartridge Filter

D	CC50	Trimline filter 50ft <sup>2</sup> (pools up to 60m <sup>3</sup> )
D	CC75	Trimline filter 75ft <sup>2</sup> (pools up to 90m <sup>3</sup> )
D	CC100	Trimline filter 100ft <sup>2</sup> (pools up to 120m <sup>3</sup> )

#### Hayward Filters - Complete

D	HAC225	25 ft <sup>2</sup> cartridge filter (in-line)
D	HAC500	50 ft <sup>2</sup> cartridge filter C500 - 50 g/p/m



Trimline Filter



HAC225



HAC500

### Multicyclone Pre-filter & Water Saver


The Multicyclone is a filtration device that is capable of saving water and reducing filter maintenance.

- Works on the basis of centrifugal water filtration.
- No moving parts to wear and tear
- No filter media to clean or replace.
- Ideal as a pre-filter to extend the life of your existing filter.

Multicyclone + sand (granular) = reduction in backwashing frequency & extends the life of the filter media

#### Multicyclone Pre-filter & Water Saver

D	MCC01/15	Multicyclone Pre-filter & Water Saver with 1.5" connections & 12 cyclones
D	MCC01	Multicyclone Pre-filter & Water Saver with 2" connections & 16 cyclones
D	MCC01B	Multicyclone Floor Mounted Base (optional)



Multicyclone

	CC50	CC75	CC100
Max Area (m <sup>2</sup> )	4.6	6.9	9.3
Working Flow (m <sup>3</sup> /hr)	11.4	16.5	22.88
Working Pressure (kPa)	350	350	350
Pool Size (m <sup>3</sup> )	60	90	120
Overall Weight (kg)	10.1	10.1	10.1
Height (mm)	720	720	720

## Multiport Valves & Accessories



### Multiport Valves

C	MPV15/A	1.5" multiport - all ports open
C	MPV20/A	2" multiport model - all ports open
C	MPV30	3" multiport



MPV15/A



MPV20/A



MPV30

### Multiport Valve - 3D Filters

C	MPV15/1	1.5" multiport - model 1 -for use with 3D filters
C	MPV20/1	2" multiport - model 1- for use with 3D filters



MPV15/1



MPV20/1

### Multiport Valve - Lacron

C	VS-MPV	1.5" side mount MPV for Vision and Lacron
D	CLMPVTM	1.5" Lacron top mount multiport - screw type
C	MPV15/3	1.5" multiport - model 3 -use with Lacron Filters
D	CLMPV2	2" Lacron side mount multiport valve (pipeset not included)
C	MPV20/3	2" multiport - model 3 for use with Lacron Filters



VS-MPV



CLMPVTM



MPV15/3



CLMPV2



MPV20/3

### Multiport Valve - Thermoplastic

C	TH-MPVCLAMP	1.5" Thermoplastic top mount valve - clamp type
C	MPV20/HSS	2" multiport Hydrosim side mount



TH-MPVCLAMP



MPV20/HSS

### Multiport Valve - Hydrosim pre 2012

C	MPV15/HSS	1.5" multiport Hydrosim side mount
C	MPV20/EHST	2" multiport Hydrosim top mount - Pre 2006



MPV15/HSS



MPV20/HST

### Multiport Valve - Various

C	MPV20MAX	2" side mount multiport valve for Florida, Brasil, Alpine, FDB & Volcano
---	----------	--

### Multiport Valve - Max2000/Hydrosim post 2012

C	MPV15MAX	1.5" Max2000 (yellow Hydrosim) side mount multiport valve
C	MPV15MAXT	1.5" Max2000/Brasil top mount multiport valve



MPV20MAX



MPV15MAX

## Multiport Valves & Accessories



### Multiport Valve - Vision

C	<b>VS-MPV</b>	1.5" Vision side mount multiport valve
C	<b>VS-MPV2</b>	2" Vision side mount multiport valve



VS-MPV



VS-MPV2

### Multiport Valve - Vision/Thermoplastic

C	<b>TH-MPV</b>	Top Mount MPV - screw type - Vision & Thermoplastic
D	<b>CLMPVTM</b>	1.5" top mount MPV -Lacron and Post May 2023 Vision



TH-MPV



CLMPVTM

### Multiport Valve - EHSV Hydrosim post 2012

C	<b>MPV20MAXE</b>	2" side mount multiport valve for EHSV Hydrosim
---	------------------	---



MPV20MAXE

### Certikin Pressure Gauge

C	<b>G3000</b>	Certikin pressure gauge - side/base entry -0.25" male thread
---	--------------	--



G3000

### Deluxe Pressure Gauge

C	<b>G3010B</b>	Glycerine filled gauge - side mount only - 0.25" male thread
D	<b>G3010</b>	Glycerine filled gauge - back entry - 0.25" male thread



G3010B



G3010

### Pressure Gauge

C	<b>G3000B</b>	3D/Purex pressure gauge - back mount - 0.25" male thread
---	---------------	--



G3000B

## Filter Media



### AFM Activated Filter Media

Producing crystal clear water, Activated Filter Media (AFM®) is the best performing filter media on the market with a certified 1-micron filtration rate which will remove about 50% more organic substances from the water than sand and other glass filter media.

#### Key benefits of AFM®:

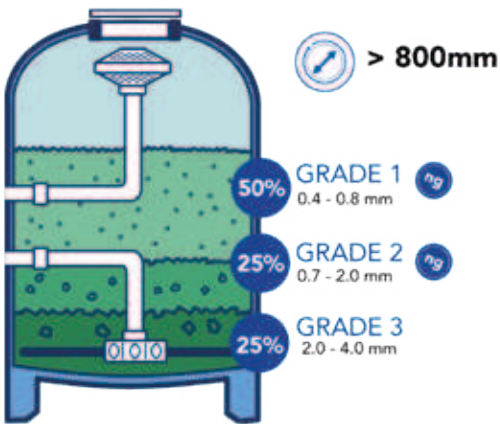
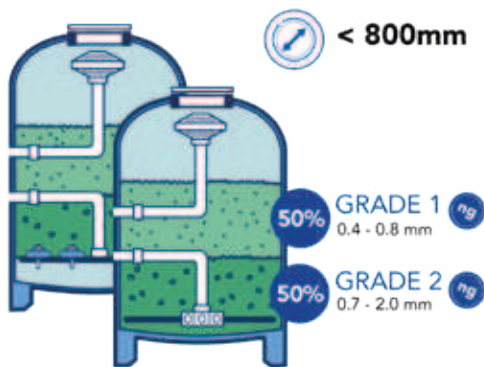
- Direct replacement for sand
- No additional investments in infrastructure
- Lower chlorine consumption
- No chlorine smell and up to 50% less THMs
- Risk of infection by bacteria and parasites such as Legionella, Pseudomonas and Cryptosporidium is reduced to an absolute minimum
- Same performance for many years with AFM® outlasting all other filter media
- Suitable for all types of pools



#### AFM Activated Filter Media

E	AFM01/21	AFM grade 1 - 21kg
E	AFM02/21	AFM grade 2 - 21kg
E	AFM03/21	AFM grade 3 - 21kg

For larger quantities and/or 25kg bags please contact The Commercial Division.



#### Filter Media

A	FM163025N	Sand - per 25kg
E	DE-20	Diatomaceous earth - per 20kg
A	FM6816/25	Pea gravel - per 25kg
D	ZC30	Zeoclere 30 filter media - per 20kg



FM163025N



FM6816/25



## Filter Media



### Certikin Glass Filter Media


- Can remove up to 30% more material and pollutants than sand, so saving on backwashing and the resultant water, energy and chemical treatment costs
- Less dense than sand, requiring 15% less media to fill the equivalent filter
- Longer life span as it doesn't degrade
- Suitable for both commercial and residential filters with laterals or nozzle plates

#### Certikin Glass Filter Media

E	CGM1/25	Certikin Glass Filter Media Grade 1 25kg Bag
E	CGM2/25	Certikin Glass Filter Media Grade 2 25kg Bag
E	CGM3/25	Certikin Glass Filter Media Grade 3 25kg Bag



Grade 1 – 0.3-1mm

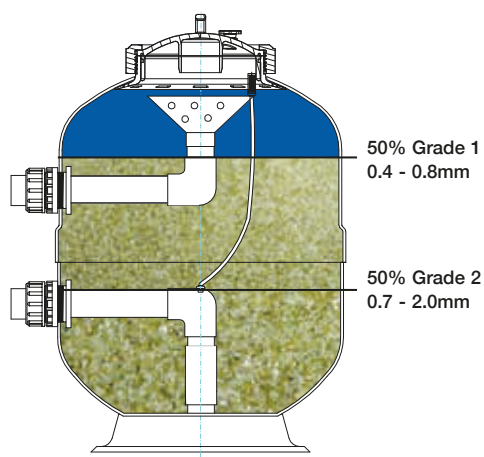


Grade 2 – 0.8-2.5mm

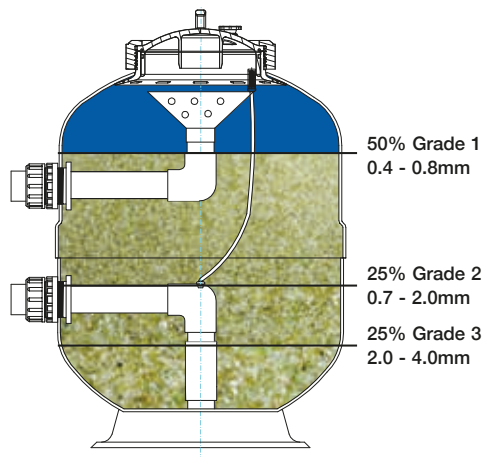


Grade 3 – 2-4mm

For smaller filters (<760mm / 30" diameter).  
Use 50% of Grade 1 and 50% of Grade 2.



For larger filters (>760mm / 30" diameter) and all commercial filters.  
Use 50% of Grade 1, 25% of Grade 2 and 25% of Grade 3.



### Glass Pearls Media

Manufactured from 100% pure glass and offers a finer filtration than conventional filter media. Glass pearls have been evaluated by TUV SUD PSB and are suitable for both domestic and commercial swimming pools, aquaculture, water treatment and industrial applications. Add 10% by weight compared to sand.

#### Glass Pearl Media

E	FMGB1/20	Grade 1 Glass Pearl Media - 20kg bag
---	----------	--------------------------------------



Glass Pearls Media



Extra carriage charge on all filter media. Please call us for a quotation.  
Maximum of 1000kg of Filter Media can be loaded onto each pallet for delivery.

## Alpine Deep Laminated Filters



A range of laminated polyester filters with 1.0 and 1.2 (Alpine Plus) metre media bed depth. Available with lateral under drain system or nozzle plate option.

The Alpine is an ideal solution for refurbishments, light commercial pools, hydro-therapy pools and commercial spas. They have improved filtration due to the deeper media bed enabling longer contact with the water.

### Standard Features

- Bolt down lid
- Ø200mm sand service hatch (Ø400mm available on 1050 and 1200 models)
- Manual air and water purge
- Top mounted pressure gauge
- Internal pipework is supported to provide stability during operation
- Reinforced base for extra strength under loading
- Multiport valve included (Alpine)
- Multiport valve not included (Alpine Plus) (1050 & 1200 model is valve only)

### Technical Data

- 1.0 metre media bed depth (Alpine)
- 1.2 metre media bed depth (Alpine Plus)
- 2.5 bar max operating pressure
- 3.75 bar max test pressure
- 50°C max working temperature

### Options

- Sight glass
- Ø400mm service hatch on 1050 & 1200 models
- For ozone treatment, filters with an internal vinylester coating are required. Price on application
- 4 BAR

Multiport valve / face pipework must be supported with Unistrut / pipe supports.

### Alpine Filters With Laterals - c/w Multiport Valve

K	ZZFAHS650L	650mm Ø, 1.5" Connections
K	ZZFAHS800L	800mm Ø, 2" Connections
K	ZZFAHS950L	950mm Ø, 2.5" Connections
K	ZZFAHS1050L	1050mm Ø, 3" Connections
K	ZZFAHS1200L	1200mm Ø, 3" Connections

### Alpine Filters With Nozzle Plate - c/w Multiport Valve

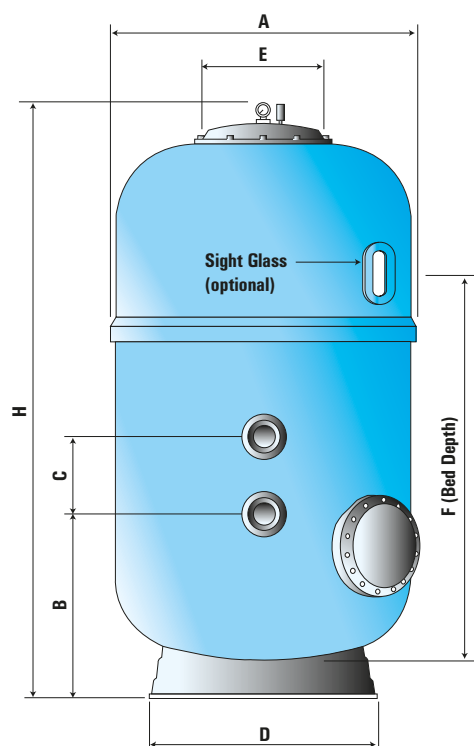
K	ZZFAHS650N	650mm Ø, 1.5" Connections
K	ZZFAHS800N	800mm Ø, 2" Connections
K	ZZFAHS950N	950mm Ø, 2.5" Connections
K	ZZFAHS1050N	1050mm Ø, 3" Connections
K	ZZFAHS1200N	1200mm Ø, 3" Connections



Dia mm	Conns	Filter Area m <sup>2</sup>	Output m <sup>3</sup> /hr @ 25m <sup>3</sup> /m <sup>2</sup> /hr	Output m <sup>3</sup> /hr @ 45m <sup>3</sup> /m <sup>2</sup> /hr
650	1.5"	0.33	8	15
800	2"	0.50	12.5	23
950	2.5"	0.70	17.5	32
1050	3.0"	0.86	21.5	39
1200	3.0"	1.13	28	50

### Dimensions – Alpine Deep Laminated Filter

Code	A mm	B mm	C mm	D mm	E mm	F mm	H mm	Weight (kg)	Sand (kg)	Gravel 6mm kg
FAHS650L	680	720	125	490	200	1000	1705	85	380	100
FAHS650N	680	720	125	490	200	1000	1705	85	380	50
FAHS800L	825	685	230	625	200	1000	1750	115	530	165
FAHS800N	825	685	230	625	200	1000	1750	115	530	70
FAHS950L	970	685	270	705	200	1000	1760	140	830	260
FAHS950N	970	685	270	705	200	1000	1760	140	830	100
FAHS1050L	1090	630	270	775	400	1000	1895	180	1015	320
FAHS1050N	1090	630	270	775	400	1000	1895	180	1015	120
FAHS1200L	1255	665	270	940	400	1000	1970	210	1360	410
FAHS1200N	1255	665	270	940	400	1000	1970	210	1360	160



## Alpine Plus Deep Filters Laminated Polyester



### Alpine Plus Filters With Laterals

K	FAHL650L	650mm Ø, 1.5" Conn, 0.33 filter area (m²)
K	FAHL800L	800mm Ø, 2" Conn, 0.50 filter area (m²)
K	FAHL950L	950mm Ø, 2.5" Conn, 0.70 filter area (m²)
K	FAHL1050L	1050mm Ø, 3" Conn, 0.86 filter area (m²)
K	FAHL1200L	1200mm Ø, 3" Conn, 1.13 filter area (m²)

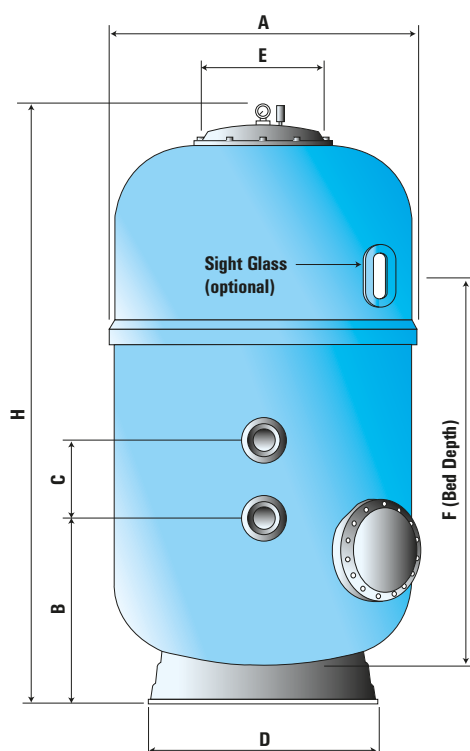
### Alpine Plus Filters With Nozzle Plate

K	FAHL650N	650mm Ø, 1.5" Conn, 0.33 filter area (m²)
K	FAHL800N	800mm Ø, 2" Conn, 0.50 filter area (m²)
K	FAHL950N	950mm Ø, 2.5" Conn, 0.70 filter area (m²)
K	FAHL1050N	1050mm Ø, 3" Conn, 0.86 filter area (m²)
K	FAHL1200N	1200mm Ø, 3" Conn, 1.13 filter area (m²)

Dia mm	Conns	Filter Area m²	Output m³/hr @ 25m³/m²/hr	Output m³/hr @ 45m³/m²/hr
650	1.5"	0.33	8	15
800	2"	0.50	12.5	23
950	2.5"	0.70	17.5	32
1050	3.0"	0.86	21.5	39
1200	3.0"	1.13	28	50

### Dimensions – Alpine Plus Deep Laminated Filter

Code	A mm	B mm	C mm	D mm	E mm	F mm	H mm	Weight (kg)	Sand (kg)	Gravel 6mm kg
FAHL650L	680	720	125	490	200	1200	1900	105	470	100
FAHL650N	680	720	125	490	200	1200	1900	105	470	50
FAHL800L	825	685	230	625	200	1200	1950	135	660	165
FAHL800N	825	685	230	625	200	1200	1950	135	660	70
FAHL950L	970	685	270	705	200	1200	1960	160	1015	260
FAHL950N	970	685	270	705	200	1200	1960	160	1015	100
FAHL1050L	1090	630	270	775	400	1200	2095	200	1240	320
FAHL1050N	1090	630	270	775	400	1200	2095	200	1240	120
FAHL1200L	1255	665	270	940	400	1200	2170	230	1665	410
FAHL1200N	1255	665	270	940	400	1200	2170	230	1665	160



## Multiport Valves & Optional Extras



### Multiport Valves & Optional Extras

C	MPV15MAX	1.5" multiport valve c/w connections
C	MPV20MAX	2" multiport valve c/w connections
C	MPV25MAX	2.5" multiport valve c/w connections
C	MPV30MAX	3" multiport valve only
K	ZZALPMOUNT3	Mounting kit for the 1050 and 1200
K	FAHDEV	Double effect air relief valve (1050 & 1200 models only)
K	FAHSG	Sight glass
K	FAH400	Ø 400mm service hatch (1050 & 1200 models only)

## Florida Commercial Filters

The Florida filters are manufactured from laminated fibreglass and polyester resin; the internal pipework and distribution system from PVC and polypropylene. 1.0 metre media bed depth and lateral arm collector system as standard on all models

### Benefits

- High chemical resistance
- Suitable for salt water pools
- Smooth laminate outer shell providing a durable, robust finish.

### Standard Features

- Lateral collector arms in polypropylene
- Ø400mm bolted top sand charge lid
- Ø200mm sand dump port
- Water drain
- Manual air purge

### Technical Data

- 1.0 metre media bed depth
- 2.5 bar max operating pressure
- 50°C max working temperature

### Options

- For ozone treatment filters with an internal vinylester coating are required (price on application).
- Nozzle plate underdrain (price on application)
- 5 Year Warranty

### Florida Commercial Filter

K	FFC1050/63	1050mm Ø - 63mm Connections - 17m³/hr flow
K	FFC1050/75	1050mm Ø - 75mm Connections - 34m³/hr flow
K	FFC1050/90	1050mm Ø - 90mm Connections - 43m³/hr flow
K	FFC1200/75	1200mm Ø - 75mm Connections - 34m³/hr flow
K	FFC1200/90	1200mm Ø - 90mm Connections - 56m³/hr flow
K	FFC1400/75	1400mm Ø - 75mm Connections - 31m³/hr flow
K	FFC1400/90	1400mm Ø - 90mm Connections - 46m³/hr flow
K	FFC1400/110	1400mm Ø - 110mm Connections - 77m³/hr flow
K	FFC1600/90	1600mm Ø - 90mm Connections - 40m³/hr flow
K	FFC1600/110	1600mm Ø - 110mm Connections - 80m³/hr flow
K	FFC1600/125	1600mm Ø - 125mm Connections - 100m³/hr flow
K	FFC1800/90	1800mm Ø - 90mm Connections - 51m³/hr flow
K	FFC1800/110	1800mm Ø - 110mm Connections - 76m³/hr flow
K	FFC1800/125	1800mm Ø - 125mm Connections - 101m³/hr flow
K	FFC1800/140	1800mm Ø - 140mm Connections - 127m³/hr flow
K	FFC2000/110	2000mm Ø - 110mm Connections - 63m³/hr flow
K	FFC2000/125	2000mm Ø - 125mm Connections - 94m³/hr flow
K	FFC2000/140	2000mm Ø - 140mm Connections - 125m³/hr flow
K	FFC2000/160	2000mm Ø - 160mm Connections - 157m³/hr flow

### Florida Filter Option

K	SPX006N	Filter pressure gauge panel 0-4bar
---	---------	------------------------------------

### Florida Filter Eco - Tank Only (No Valve)

K	FFRS1050-105	1050mm Ø - 75mm Connections - 43m³/hr flow
K	FFRS1200-105	1200mm Ø - 90mm Connections - 56m³/hr flow

An ideal filter for larger domestic and semi commercial pools. A 60cm bed depth, an excellent finish and a maximum working pressure of 2.5 bar makes this a great value filter.

### Florida Filter

Ø	D	H	M	N	N	Sand	OC-1
1050	1090	1075	705	435	2.5"	660kg	400Ltr
1200	1240	1200	760	490	Ø90	1000kg	650L tr

Approximate dimensions

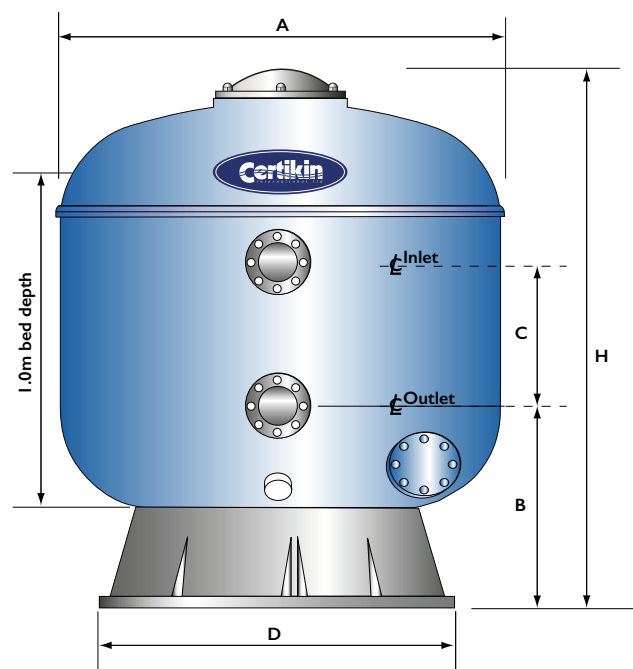
Code	A mm	B mm	C mm	D mm	H mm	W mm	Sand 0.5-1.0kg	Gravel 6mm (kg)	OC-1 Ltr
FFC1050	1050	540	270	490	1515	85	805	195	650
FFC1200	1200	353	270	625	1515	110	965	275	800
FFC1400	1400	575	300	705	1705	184	1470	440	1200
FFC1600	1600	650	300	775	1850	190	1935	640	1600
FFC1800	1800	695	360	940	1975	260	2480	830	2100
FFC2000	2000	740	360	490	2070	313	3265	1085	2750



Florida Commercial Filter



Florida Filter Eco







# OUR SWIMSUIT DRYERS REMOVE 95% OF WATER FROM WET SWIMWEAR IN JUST 10 SECONDS

NO MORE WRINGING OUT OF SWIMWEAR,  
JUST HAPPY SWIMMERS AND A DRY FACILITY



**QUALITY  
MATERIALS**



**SIMPLE  
OPERATION**



**SAFE  
TO USE**



**EASY TO  
CLEAN**



**ENVIRONMENTALLY  
FRIENDLY**



**HIGH  
EFFICIENCY**



**AVAILABLE IN  
A RANGE OF  
COLOURS AND  
DESIGNS**

DISTRIBUTED  
EXCLUSIVELY  
IN THE UK BY  
CERTIKIN

[WWW.SUITSPIN.CO.UK](http://WWW.SUITSPIN.CO.UK)

## SLX Lateral Bobbin Wound Commercial Filters - 2.5 bar



### SLX Filters

- The SLX filter is manufactured from bobbin wound fibreglass and polyester resin, the distribution and collection system from PVC/Polypropylene
- Double Pressure Gauge panel supplied with the filter
- 10 Year Warranty
- Laser cut 50mm/63mm Laterals
- 1" Double Effect Air Relief Valve included
- 400mm Bolt Down Lid

### Technical Information

- Working Pressure: 2.5 Bar
- Test Pressure 1.5 x working pressure
- Max Temperature: 50°C

### Optional Extras

- Sight Glass
- Side Hatch
- Upgrade to 1.2m Bed
- Nozzle Plate
- 4 Bar Pressure

### Filtration Rate 11-30m³/m²/hr - Lateral 1.0M Bed Depth - 2.5 bar

K	SLX1050-30P	1050mm Ø, 75mm connections, 25m³/hr flow
K	SLX1200-30P	1200mm Ø, 75mm connections, 33m³/hr flow
K	SLX1400-30P	1400mm Ø, 90mm connections, 46m³/hr flow
K	SLX1600-30P	1600mm Ø, 110mm connections, 60m³/hr flow
K	SLX1800-30P	1800mm Ø, 110mm connections, 76m³/hr flow
K	SLX2000-30P	2000mm Ø, 125mm connections, 94m³/hr flow
K	SLX2350-30P	2350mm Ø, 140mm connections, 130m³/hr flow
K	SLX2500-30P	2500mm Ø, 160mm connections, 150m³/hr flow
K	SLX3000-30P	3000mm Ø, 200mm connections, 212m³/hr flow

### Filtration Rate 30-40m³/m²/hr - Lateral 1.0M Bed Depth - 2.5 bar

K	SLX1050-40P	1050mm Ø, 75mm connections, 34m³/hr flow
K	SLX1200-40P	1200mm Ø, 90mm connections, 45m³/hr flow
K	SLX1400-40P	1400mm Ø, 110mm connections, 61m³/hr flow
K	SLX1600-40P	1600mm Ø, 110mm connections, 80m³/hr flow
K	SLX1800-40P	1800mm Ø, 125mm connections, 101m³/hr flow
K	SLX2000-40P	2000mm Ø, 140mm connections, 125m³/hr flow
K	SLX2350-40P	2350mm Ø, 160mm connections, 175m³/hr flow
K	SLX2500-40P	2500mm Ø, 200mm connections, 200m³/hr flow
K	SLX3000-40P	3000mm Ø, 225mm connections, 282m³/hr flow

### Filtration Rate 40-50m³/m²/hr - Lateral 1.0M Bed Depth - 2.5 bar

K	SLX1050-50P	1050mm Ø, 90mm connections, 43m³/hr flow
K	SLX1200-50P	1200mm Ø, 90mm connections, 56m³/hr flow
K	SLX1400-50P	1400mm Ø, 110mm connections, 77m³/hr flow
K	SLX1600-50P	1600mm Ø, 125mm connections, 100m³/hr flow
K	SLX1800-50P	1800mm Ø, 140mm connections, 127m³/hr flow
K	SLX2000-50P	2000mm Ø, 160mm connections, 157m³/hr flow
K	SLX2350-50P	2350mm Ø, 200mm connections, 217m³/hr flow
K	SLX2500-50P	2500mm Ø, 225mm connections, 245m³/hr flow
K	SLX3000-50P	3000mm Ø, 250mm connections, 353m³/hr flow

### Options for SLX Filters

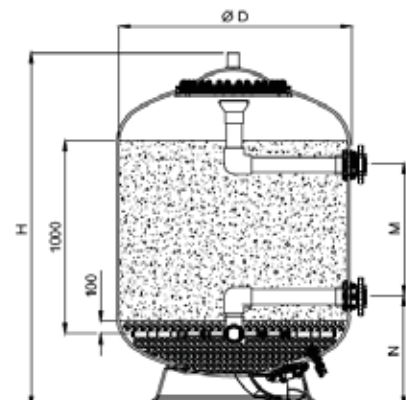
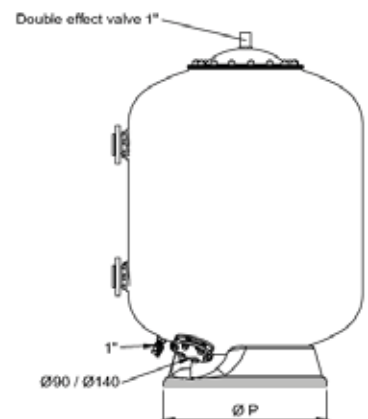
K	SLXSG	SLX filter media sight glass Ø135mm
K	SLXSH-400	SLX filter service hatch Ø400mm (not available for 1050 or 1200Ø filters)
K	SLXSH-500	SLX filter service hatch Ø500mm (not available for 1050 or 1200Ø filters)

### Dimensions - SLX Filter with 1m Bed Depth Laterals 2.5 Bar

Filter Dia mm	N mm	M mm	H mm	P mm	Weight empty KG	Sand kg	Gravel kg	Area m²
SLX1050	540	645	1640	755	120	1050	300	0.86
SLX1200	570	640	1780	940	155	1350	350	1.13
SLX1400	585	610	1755	1085	198	1875	500	1.54
SLX1600	680	515	1835	1230	255	2225	750	2.01
SLX1800	720	465	1875	1370	285	2700	750	2.54
SLX2000	790	510	2040	1550	355	3825	1200	3.14
SLX2350	965	600	2520	1860	500	5275	1800	4.34
SLX2500	1080	450	2550	2000	750	5950	2200	4.90
SLX3000	1100	440	2750	2360	1340	8660	3300	7.07



Laterals with special laser cuts



## SLX Lateral Bobbin Wound Commercial Filters - 4 bar



### SLX Filters

- The SLX filter is manufactured from bobbin wound fibreglass and polyester resin, the distribution and collection system from PVC/Polypropylene
- Double Pressure Gauge panel supplied with the filter
- 10 Year Warranty
- Laser cut 50mm/63mm Laterals
- 1" Double Effect Air Relief Valve included
- 400mm Bolt Down Lid

### Technical Information

- Working Pressure: 4.0 Bar
- Test Pressure 1.5 x working pressure
- Max Temperature: 50°C

### Optional Extras

- Sight Glass
- Side Hatch
- Upgrade to 1.2m Bed
- Nozzle Plate



Laterals with special laser cuts



### Filtration Rate 11-30m³/m²/hr - Lateral 1.0M Bed Depth - 4 bar

K	SLX1050-30P4	1050mm Ø, 75mm connections, 25m³/hr flow
K	SLX1200-30P4	1200mm Ø, 75mm connections, 33m³/hr flow
K	SLX1400-30P4	1400mm Ø, 90mm connections, 46m³/hr flow
K	SLX1600-30P4	1600mm Ø, 110mm connections, 60m³/hr flow
K	SLX1800-30P4	1800mm Ø, 110mm connections, 76m³/hr flow
K	SLX2000-30P4	2000mm Ø, 125mm connections, 94m³/hr flow
K	SLX2350-30P4	2350mm Ø, 140mm connections, 130m³/hr flow
K	SLX2500-30P4	2500mm Ø, 160mm connections, 150m³/hr flow
K	SLX3000-30P4	3000mm Ø, 200mm connections, 212m³/hr flow

### Filtration Rate 30-40m³/m²/hr - Lateral 1.0M Bed Depth - 4 bar

K	SLX1050-40P4	1050mm Ø, 75mm connections, 34m³/hr flow
K	SLX1200-40P4	1200mm Ø, 90mm connections, 45m³/hr flow
K	SLX1400-40P4	1400mm Ø, 110mm connections, 61m³/hr flow
K	SLX1600-40P4	1600mm Ø, 110mm connections, 80m³/hr flow
K	SLX1800-40P4	1800mm Ø, 125mm connections, 101m³/hr flow
K	SLX2000-40P4	2000mm Ø, 140mm connections, 125m³/hr flow
K	SLX2350-40P4	2350mm Ø, 160mm connections, 175m³/hr flow
K	SLX2500-40P4	2500mm Ø, 200mm connections, 200m³/hr flow
K	SLX3000-40P4	3000mm Ø, 225mm connections, 282m³/hr flow

### Filtration Rate 40-50m³/m²/hr - Lateral 1.0M Bed Depth - 4 bar

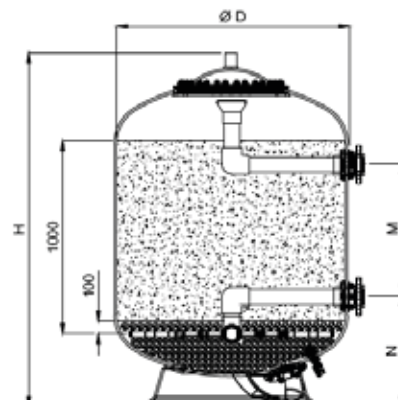
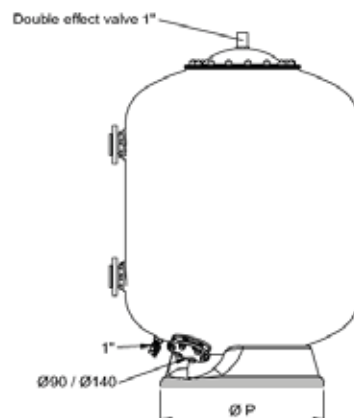
K	SLX1050-50P4	1050mm Ø, 90mm connections, 43m³/hr flow
K	SLX1200-50P4	1200mm Ø, 90mm connections, 56m³/hr flow
K	SLX1400-50P4	1400mm Ø, 110mm connections, 77m³/hr flow
K	SLX1600-50P4	1600mm Ø, 125mm connections, 100m³/hr flow
K	SLX1800-50P4	1800mm Ø, 140mm connections, 127m³/hr flow
K	SLX2000-50P4	2000mm Ø, 160mm connections, 157m³/hr flow
K	SLX2350-50P4	2350mm Ø, 200mm connections, 217m³/hr flow
K	SLX2500-50P4	2500mm Ø, 225mm connections, 245m³/hr flow
K	SLX3000-50P4	3000mm Ø, 250mm connections, 353m³/hr flow

### Options for SLX Filters

K	SLXSG	SLX filter media sight glass Ø135mm
K	SLXSH-400	SLX filter service hatch Ø400mm (not available for 1050 or 1200Ø filters)
K	SLXSH-500	SLX filter service hatch Ø500mm (not available for 1050 or 1200Ø filters)

### Dimensions - SLX Filter with 1m Bed Depth Laterals 4.0 Bar

Filter Dia mm	N mm	M mm	H mm	P mm	Weight empty KG	Sand kg	Gravel kg	Area m²
SLX1050	540	645	1640	755	155	1050	300	0.86
SLX1200	570	640	1780	940	215	1350	350	1.13
SLX1400	585	610	1755	1085	300	1875	500	1.54
SLX1600	680	515	1835	1230	330	2225	750	2.01
SLX1800	720	465	1875	1370	400	2700	750	2.54
SLX2000	790	510	2040	1550	475	3825	1200	3.14
SLX2350	965	600	2520	1860	630	5275	1800	4.34
SLX2500	1080	450	2550	2000	930	5950	2200	4.90
SLX3000	1100	440	2750	2360	1630	8660	3300	7.07



## SLX Nozzle Plate Bobbin Wound Commercial Filters - 2.5 bar



### SLX Filters

- The SLX filter is manufactured from bobbin wound fibreglass and polyester resin, the distribution and collection system from PVC/Polypropylene
- Double Pressure Gauge panel supplied with the filter
- 10 Year Warranty
- Nozzles
- 1" Double Effect Air Relief Valve included
- 400mm Bolt Down Lid

### Technical Information

- Working Pressure: 2.5 Bar
- Test Pressure 1.5 x working pressure
- Max Temperature: 50°C

### Optional Extras

- Sight Glass
- Side Hatch
- 4 Bar Pressure
- Air Scour Port



### Filtration Rate 11-30m³/m²/hr - Nozzle Plate 1.2M Bed Depth - 2.5 bar

K	SLX1050-30PN	1050mm Ø, 75mm connections, 25m³/hr flow
K	SLX1200-30PN	1200mm Ø, 75mm connections, 33m³/hr flow
K	SLX1400-30PN	1400mm Ø, 90mm connections, 46m³/hr flow
K	SLX1600-30PN	1600mm Ø, 110mm connections, 60m³/hr flow
K	SLX1800-30PN	1800mm Ø, 110mm connections, 76m³/hr flow
K	SLX2000-30PN	2000mm Ø, 125mm connections, 94m³/hr flow
K	SLX2350-30PN	2350mm Ø, 140mm connections, 130m³/hr flow
K	SLX2500-30PN	2500mm Ø, 160mm connections, 150m³/hr flow
K	SLX3000-30PN	3000mm Ø, 200mm connections, 212m³/hr flow

### Filtration Rate 30-40m³/m²/hr - Nozzle Plate 1.2M Bed Depth - 2.5 bar

K	SLX1050-40PN	1050mm Ø, 75mm connections, 34m³/hr flow
K	SLX1200-40PN	1200mm Ø, 90mm connections, 45m³/hr flow
K	SLX1400-40PN	1400mm Ø, 110mm connections, 61m³/hr flow
K	SLX1600-40PN	1600mm Ø, 110mm connections, 80m³/hr flow
K	SLX1800-40PN	1800mm Ø, 125mm connections, 101m³/hr flow
K	SLX2000-40PN	2000mm Ø, 140mm connections, 125m³/hr flow
K	SLX2350-40PN	2350mm Ø, 160mm connections, 175m³/hr flow
K	SLX2500-40PN	2500mm Ø, 200mm connections, 200m³/hr flow
K	SLX3000-40PN	3000mm Ø, 225mm connections, 282m³/hr flow

### Filtration Rate 40-50m³/m²/hr - Nozzle Plate 1.2M Bed Depth - 2.5 bar

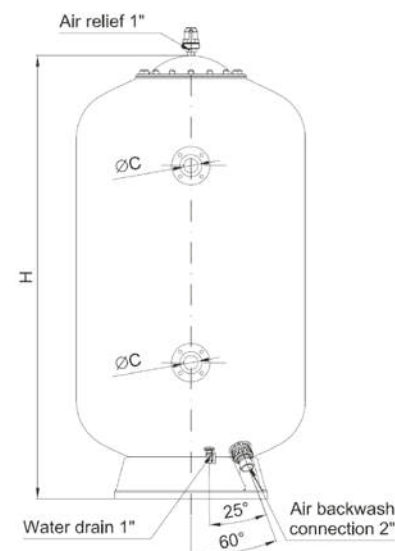
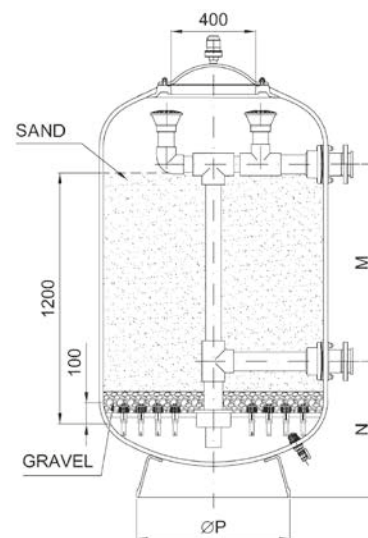
K	SLX1050-50PN	1050mm Ø, 90mm connections, 43m³/hr flow
K	SLX1200-50PN	1200mm Ø, 90mm connections, 56m³/hr flow
K	SLX1400-50PN	1400mm Ø, 110mm connections, 77m³/hr flow
K	SLX1600-50PN	1600mm Ø, 125mm connections, 100m³/hr flow
K	SLX1800-50PN	1800mm Ø, 140mm connections, 127m³/hr flow
K	SLX2000-50PN	2000mm Ø, 160mm connections, 157m³/hr flow
K	SLX2350-50PN	2350mm Ø, 200mm connections, 217m³/hr flow
K	SLX2500-50PN	2500mm Ø, 225mm connections, 245m³/hr flow
K	SLX3000-50PN	3000mm Ø, 250mm connections, 353m³/hr flow

### Options for SLX Filters

K	SLXSG	SLX filter media sight glass Ø135mm
K	SLXSH-400	SLX filter service hatch Ø400mm (not available for 1050 or 1200Ø filters)
K	SLXSH-500	SLX filter service hatch Ø500mm (not available for 1050 or 1200Ø filters)
K	SLXAS	SLX filter air scour port - 90mm

### Dimensions - SLX Filter with 1.2m Bed Depth Nozzle Plate 2.5 Bar

Filter Dia mm	N mm	M mm	H mm	P mm	Weight empty KG	Sand kg	Gravel kg	Area m²
SLX1050	650	940	2070	750	207	1300	150	0.86
SLX1200	670	920	2080	940	234	1775	175	1.13
SLX1400	680	820	2175	1085	294	2300	250	1.54
SLX1600	780	800	2310	1230	360	3000	300	2.01
SLX1800	790	780	2320	1370	416	3800	400	2.54
SLX2000	790	840	2460	1550	483	4650	500	3.14
SLX2350	1065	700	2720	1830	651	6300	675	4.34
SLX2500	1125	450	2750	2000	820	7075	775	4.90
SLX3000	1150	600	2950	2365	1300	10575	1100	7.07





## SLX Nozzle Plate Bobbin Wound Commercial Filters - 4 bar



### SLX Filters

- The SLX filter is manufactured from bobbin wound fibreglass and polyester resin, the distribution and collection system from PVC/Polypropylene
- Double Pressure Gauge panel supplied with the filter
- 10 Year Warranty
- Nozzles
- 1" Double Effect Air Relief Valve included
- 400mm Bolt Down Lid

### Technical Information

- Working Pressure: 4.0 Bar
- Test Pressure 1.5 x working pressure
- Max Temperature: 50°C

### Optional Extras

- Sight Glass
- Side Hatch
- Air Scour Port

### Filtration Rate 11-30m³/m²/hr - Nozzle Plate 1.2M Bed Depth - 4 bar

K	SLX1050-30PN4	1050mm Ø, 75mm connections, 25m³/hr flow
K	SLX1200-30PN4	1200mm Ø, 75mm connections, 33m³/hr flow
K	SLX1400-30PN4	1400mm Ø, 90mm connections, 46m³/hr flow
K	SLX1600-30PN4	1600mm Ø, 110mm connections, 60m³/hr flow
K	SLX1800-30PN4	1800mm Ø, 110mm connections, 76m³/hr flow
K	SLX2000-30PN4	2000mm Ø, 125mm connections, 94m³/hr flow
K	SLX2350-30PN4	2350mm Ø, 140mm connections, 130m³/hr flow
K	SLX2500-30PN4	2500mm Ø, 160mm connections, 150m³/hr flow
K	SLX3000-30PN4	3000mm Ø, 200mm connections, 212m³/hr flow

### Filtration Rate 30-40m³/m²/hr - Nozzle Plate 1.2M Bed Depth - 4 bar

K	SLX1050-40PN4	1050mm Ø, 75mm connections, 34m³/hr flow
K	SLX1200-40PN4	1200mm Ø, 90mm connections, 45m³/hr flow
K	SLX1400-40PN4	1400mm Ø, 110mm connections, 61m³/hr flow
K	SLX1600-40PN4	1600mm Ø, 110mm connections, 80m³/hr flow
K	SLX1800-40PN4	1800mm Ø, 125mm connections, 101m³/hr flow
K	SLX2000-40PN4	2000mm Ø, 140mm connections, 125m³/hr flow
K	SLX2350-40PN4	2350mm Ø, 160mm connections, 175m³/hr flow
K	SLX2500-40PN4	2500mm Ø, 200mm connections, 200m³/hr flow
K	SLX3000-40PN4	3000mm Ø, 225mm connections, 282m³/hr flow

### Filtration Rate 40-50m³/m²/hr - Nozzle Plate 1.2M Bed Depth - 4 bar

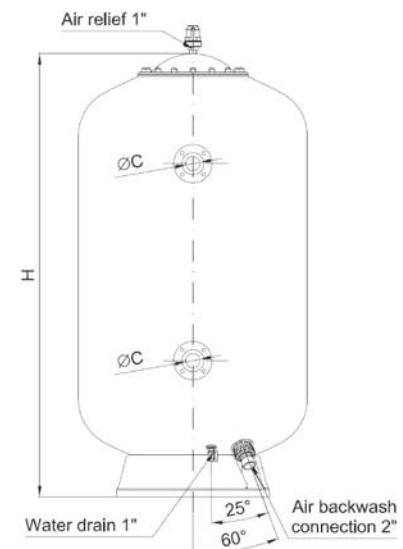
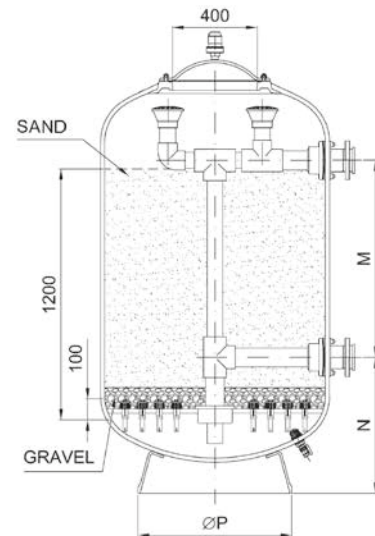
K	SLX1050-50PN4	1050mm Ø, 90mm connections, 43m³/hr flow
K	SLX1200-50PN4	1200mm Ø, 90mm connections, 56m³/hr flow
K	SLX1400-50PN4	1400mm Ø, 110mm connections, 77m³/hr flow
K	SLX1600-50PN4	1600mm Ø, 125mm connections, 100m³/hr flow
K	SLX1800-50PN4	1800mm Ø, 140mm connections, 127m³/hr flow
K	SLX2000-50PN4	2000mm Ø, 160mm connections, 157m³/hr flow
K	SLX2350-50PN4	2350mm Ø, 200mm connections, 217m³/hr flow
K	SLX2500-50PN4	2500mm Ø, 225mm connections, 245m³/hr flow
K	SLX3000-50PN4	3000mm Ø, 250mm connections, 353m³/hr flow

### Options for SLX Filters

K	SLXSG	SLX filter media sight glass Ø135mm
K	SLXSH-400	SLX filter service hatch Ø400mm (not available for 1050 or 1200Ø filters)
K	SLXSH-500	SLX filter service hatch Ø500mm (not available for 1050 or 1200Ø filters)
K	SLXAS	SLX filter air scour port - 90mm

### Dimensions - SLX Filter with 1.2m Bed Depth Nozzle Plate 4.0 Bar

Filter Dia mm	N mm	M mm	H mm	P mm	Weight empty KG	Sand kg	Gravel kg	Area m²
SLX1050	650	940	2070	750	230	1300	150	0.86
SLX1200	670	920	2080	940	265	1775	175	1.13
SLX1400	680	820	2175	1085	364	2300	250	1.54
SLX1600	780	800	2310	1230	442	3000	300	2.01
SLX1800	790	780	2320	1370	518	3800	400	2.54
SLX2000	790	840	2460	1550	644	4650	500	3.14
SLX2350	1065	700	2720	1830	786	6300	675	4.34
SLX2500	1125	450	2750	2000	964	7075	775	4.90
SLX3000	1150	600	2950	2365	1613	10575	1100	7.07



## Waterco SMD Filters

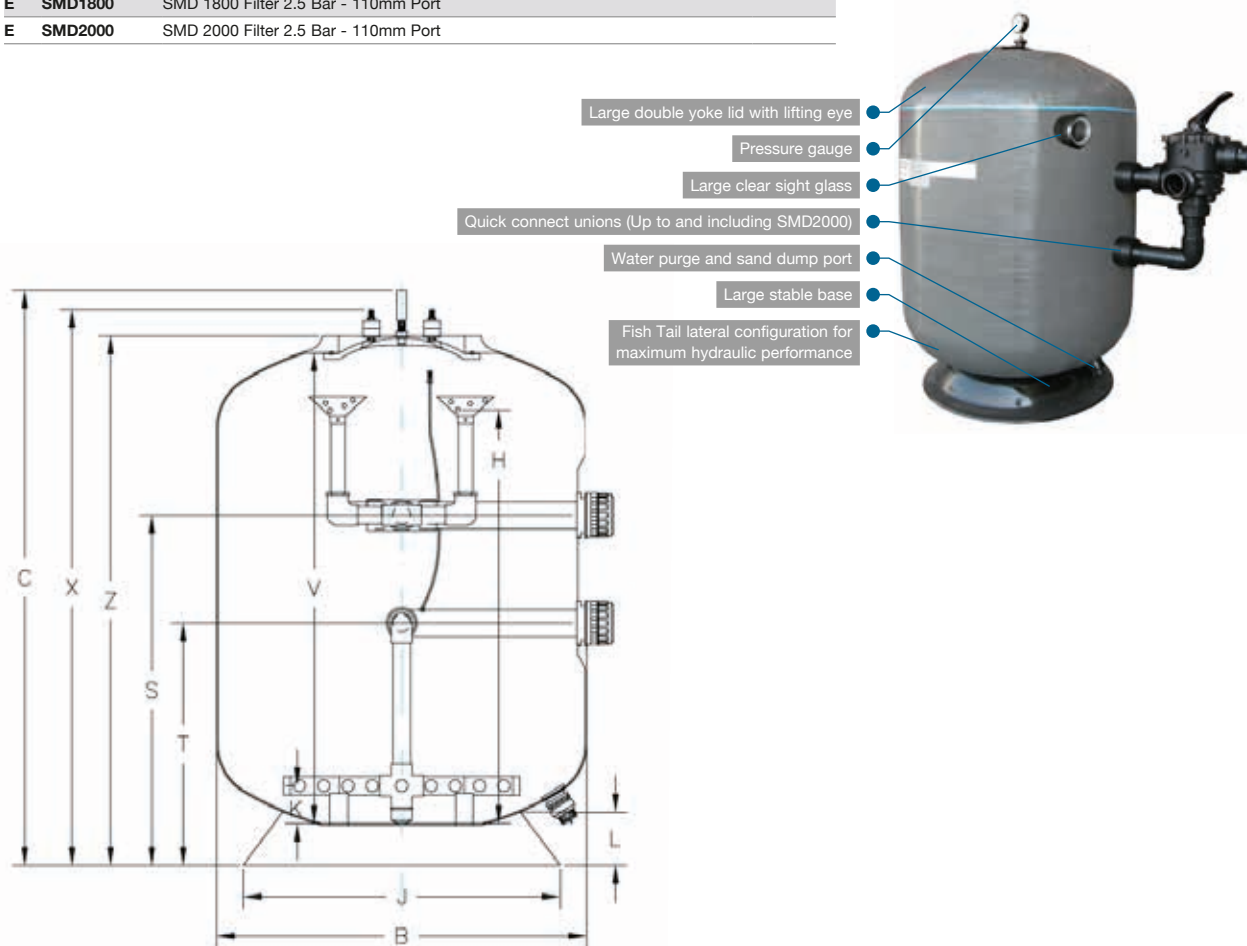


### Micron Side Mount Bobbin Wound Sand Filter - SMD Model

- 1m bed depth
- Ultra smooth bobbin finish
- Available in 2.5 bar, 4 bar, 6 bar, 8 bar and 10 bar pressure ratings
- Vinylester resin coating available
- Quick connect unions
- Nozzle plate available upon request

#### Waterco SMD Side Mount Bobbin Wound Filter inc sight glass - 2.5 Bar

<b>E</b>	<b>SMD1050</b>	SMD 1050 Filter 2.5 Bar - 90mm Port
<b>E</b>	<b>SMD1200</b>	SMD 1200 Filter 2.5 Bar - 90mm Port
<b>E</b>	<b>SMD1400</b>	SMD 1400 Filter 2.5 Bar - 90mm Port
<b>E</b>	<b>SMD1600</b>	SMD 1600 Filter 2.5 Bar - 90mm Port
<b>E</b>	<b>SMD1800</b>	SMD 1800 Filter 2.5 Bar - 110mm Port
<b>E</b>	<b>SMD2000</b>	SMD 2000 Filter 2.5 Bar - 110mm Port



Dimensions (mm)

Model	Connection Size	B	C	K	V	H	L	X	Z	J	S	T
SMD600	50	1.5"	622	1630								
SMD750	63	2.0"	772	1660	113	1420	1363	120	1585	1560	678	1023
SMD900	90	3.0"	923	1918	190	1580	1440	155	1833	1763	735	1406
SMD1050	90	3.0"	1110	1930	220	1605	1470	176	1845	1775	1045	1100
SMD1200	90	3.0"	1229	1935	150	1590	1400	176	1850	1780	1045	1154
SMD1400	90	3.0"	1442	1955	250	1615	1500	218	1870	1800	1202	1204
SMD1600	90	3.0"	1644	1994	220	1615	1500	218	1909	1839	1202	1151
SMD1600*	110	4.0"	1644	1994	180	1615	1430	218	1909	1839	1202	1189
SMD1800*	110	4.0"	1839	1985	225	1710	1475	315	1900	1830	1755	1183
SMD2000*	110	4.0"	2042	2063	300	1765	1550	245	1978	1908	1755	1190

Model	Connection Size	Filter Area	Bed Depth	Sand (kg)	Gravel
SMD1050	3" / 90mm	0.87 m <sup>2</sup>	1000mm	1200	210
SMD1200	3" / 90mm	1.13 m <sup>2</sup>	1000mm	1460	260
SMD1400	3" / 90mm	1.54 m <sup>2</sup>	1000mm	2140	375
SMD1600	3" / 90mm	2.01 m <sup>2</sup>	1000mm	2700	470
SMD1800	4" / 110mm	2.54 m <sup>2</sup>	1000mm	3575	630
SMD2000	4" / 110mm	3.14 m <sup>2</sup>	1000mm	4370	770



## Waterco SMDD Filters

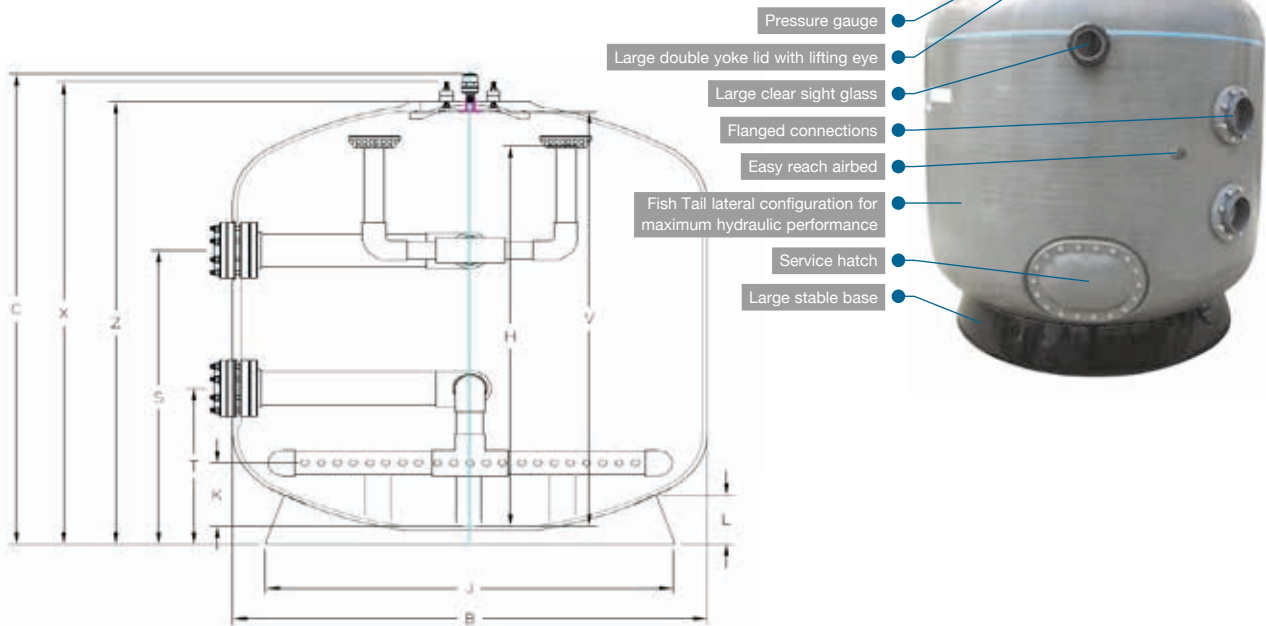


### Micron Side Mount Deep Bed Sand Filter - SMDD Model

- 1.2m bed depth
- Ultra smooth bobbin finish
- Available in 2.5 bar, 4 bar, 6 bar, 8 bar and 10 bar pressure ratings
- Vinyloster resin coating available
- Flanged connections
- Nozzle plate version (SPDD)

#### Waterco SMDD Side Mount Deep Bed Filter inc sight glass & service hatch - 4.0 Bar

E	<b>SMDD1050/4</b>	SMDD 1050 Filter 4 Bar - 90mm connections (200mm service hatch)
E	<b>SMDD1200/4</b>	SMDD 1200 Filter 4 Bar - 90mm connections (420mm x 320mm service hatch)
E	<b>SMDD1400/4</b>	SMDD 1400 Filter 4 Bar - 110mm connections (420mm x 320mm service hatch)
E	<b>SMDD1600/4</b>	SMDD 1600 Filter 4 Bar - 110mm connections (420mm x 320mm service hatch)
E	<b>SMDD1800/4</b>	SMDD 1800 Filter 4 Bar - 160mm connections (420mm x 320mm service hatch)
E	<b>SMDD2000/4</b>	SMDD 2000 Filter 4 Bar - 160mm connections (420mm x 320mm service hatch)
E	<b>SMDD2200/4</b>	SMDD 2200 Filter 4 Bar - 160mm connections (420mm x 320mm service hatch)
E	<b>SMDD2350/4</b>	SMDD 2350 Filter 4 Bar - 160mm connections (420mm x 320mm service hatch)



#### Deep Bed Side Mount - SMDD series with flanges for WEL

	Flange size	B	C	K	V	H	L	X	Z	J	S	T
SMDD750(50PORT)	2"	772	2044	113	1780	1713	120	2011	1938	678	1586	1383
SMDD900(80PORT)	3"	923	2268	190	1930	1780	155	2183	2113	735	1433	733
SMDD1050(65PORT)	2.5"	1110	2280	220	1950	1820	176	2215	2115	1045	1450	750
SMDD1050(80PORT)	3"	1110	2280	220	1950	1820	176	2215	2115	1045	1450	750
SMDD1200(65PORT)	2.5"	1229	2253	190	1900	1790	176	2188	2088	1045	1449	749
SMDD1200(80PORT)	3"	1229	2253	150	1900	1750	176	2188	2088	1045	1449	749
SMDD1200(100PORT)	4"	1229	2253	180	1900	1780	176	2188	2088	1045	1449	749
SMDD1400(80PORT)	3"	1442	2323	250	1970	1860	218	2258	2158	1202	1514	814
SMDD1400(100PORT)	4"	1442	2323	200	1975	1800	218	2258	2158	1202	1514	814
SMDD1600(80PORT)	3"	1644	2295	205	1950	1805	218	2230	2130	1202	1529	829
SMDD1600(100PORT)	4"	1644	2295	200	1950	1800	218	2230	2130	1202	1529	829
SMDD1800(100PORT)	4"	1839	2270	210	2010	1810	315	2205	2105	1755	1489	789
SMDD1800(150PORT)	6"	1839	2270	320	2010	1920	315	2205	2105	1755	1489	789
SMDD2000(100PORT)	4"	2042	2408	300	2100	1900	245	2343	2243	1755	1489	789
SMDD2000(150PORT)	6"	2042	2408	320	2100	1920	245	2343	2243	1755	1489	789
SMDD2350(150PORT)	6"	2390	2445	355	2118	1955	340	2472	2330	2037	1550	950
SMDD2500(150PORT)	6"	2575	2520	355	2190	1955	340	2547	2405	2037	1550	950

Model	Connection Size	Filter Area	Bed Depth	Sand (kg)	Gravel
SMDD1050	3" / 90mm	0.87 m <sup>2</sup>	1200mm	1415	250
SMDD1200	3" / 90mm	1.13 m <sup>2</sup>	1200mm	1740	305
SMDD1400	4" / 110mm	1.54 m <sup>2</sup>	1200mm	2415	425
SMDD1600	4" / 110mm	2.01 m <sup>2</sup>	1200mm	3135	575
SMDD1800	6" / 160mm	2.54 m <sup>2</sup>	1200mm	4230	745
SMDD2000	6" / 160mm	3.14 m <sup>2</sup>	1200mm	5175	915
SMDD2200	6" / 160mm	3.8 m <sup>2</sup>	1200mm	6480	1145
SMDD2350	6" / 160mm	4.34 m <sup>2</sup>	1200mm	7200	1275



## Split Tank Filters & TLX Mild Steel Filters



### Commercial Split Tank

Ideal for retrofitting as the filter is delivered in two parts and assembled on site in the plant room. The two halves seal perfectly, using a double 'O' ring and are held together by a flange using nuts and bolts.

The filter is specifically designed to fit through existing standard size plant room doors.

#### Features

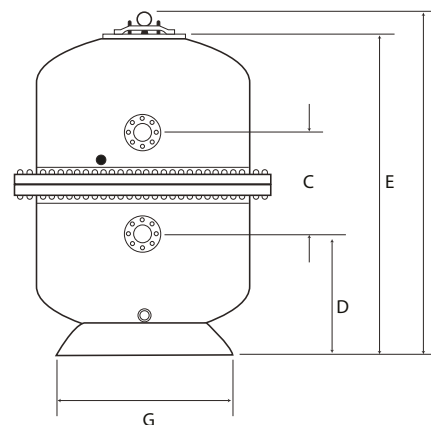
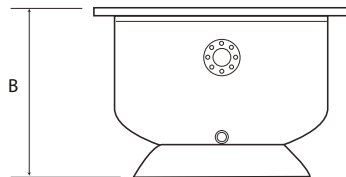
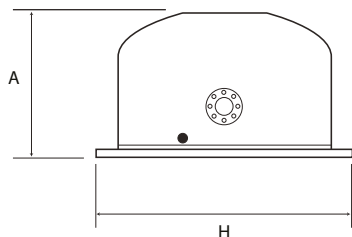
- Unique split tank design
- Lateral underdrains
- 2.5 BAR operating pressure
- Flow rates up to 40m<sup>3</sup>/m<sup>2</sup>/hr
- Flange connections

#### Commercial Split Tank - 1000mm/39.4" Bed Depth

K	SMDT1200	1200mm Ø, 3" connections, 1.13m <sup>2</sup> filter area
K	SMDT1400	1400mm Ø, 4" connections, 1.54m <sup>2</sup> filter area
K	SMDT1600	1600mm Ø, 4" connections, 2.01m <sup>2</sup> filter area
K	SMDT1800	1800mm Ø, 6" connections, 2.54m <sup>2</sup> filter area

#### Dimensions – Commercial Split Tank

Code	A	B	C	D	E	F	G	H	Filtration Flow Rates m <sup>3</sup> /hr/m <sup>2</sup>			
									30m <sup>3</sup>	36m <sup>3</sup>	40m <sup>3</sup>	50m <sup>3</sup>
SMDT1200	1010	1095	700	749	2088	2245	1045	1521	34	41	45	57
SMDT1400	1008	1165	700	814	2170	2330	1200	1737	46	55	62	77
SMDT1600	995	1130	700	829	2130	2285	1200	1943	60	72	80	101
SMDT1800	1105	100	700	789	2188	2355	1760	2105	76	92	102	127



### TLX Filters

Designed from experience working in the industrial water treatment sector, TLX filters are recognised for their strength, high resistance to corrosion and design flexibility. Typical uses include municipal swimming pool filtration, commercial fish farming, water process industries, chemical treatment plants.

Bespoke filters can be produced to suit specifications including varying bed depths, steel plate thickness and port positions.

#### Standard Features – TLX

- Top & side manhole access
- BS4504 PN10/16 flanges
- Internal protective epoxy coating
- Primed and painted exterior finish
- Integral lifting eyes
- 2.5 bar max. working pressure
- 4.0 bar test pressure
- Filtration rate 30 m<sup>3</sup>/m<sup>2</sup>/hr

#### Options

- Nozzle plate or lateral arms under drain system
- Sight glass
- Alternative pressure ratings

#### TLX Steel Filters - Available Sizes

K	TLX1250-30	1250mm Ø, 90mm flanges, 36m <sup>3</sup> /hr flow
K	TLX1400-30	1400mm Ø, 90mm flanges, 46m <sup>3</sup> /hr flow
K	TLX1600-30	1600mm Ø, 110mm flanges, 60m <sup>3</sup> /hr flow
K	TLX1800-30	1800mm Ø, 140mm flanges, 76m <sup>3</sup> /hr flow
K	TLX2000-30	2000mm Ø, 140mm flanges, 90m <sup>3</sup> /hr flow
K	TLX2200-30	2200mm Ø, 160mm flanges, 114m <sup>3</sup> /hr flow
K	TLX2400-30	2400mm Ø, 160mm flanges, 135m <sup>3</sup> /hr flow
K	TLX2500-30	2500mm Ø, 160mm flanges, 150m <sup>3</sup> /hr flow
K	TLX2800-30	2800mm Ø, 225mm flanges, 184m <sup>3</sup> /hr flow
K	TLX3000-30	3000mm Ø, 225mm flanges, 212m <sup>3</sup> /hr flow

#### Accessories

K	SPX006	Filter pressure gauge panel 0-4bar
K	SLX1.5ARV	Auto air relief valve 1.5" BSP connections



SPX006



SLX1.5ARV





## HLX Bobbin Wound Horizontal Commercial Filters



The HLX range is manufactured with a liner employing special resins which form a watertight, anti-corrosive barrier giving a high resistance to chemicals. Also suitable for salt water pools.

An outer fibre-glass shell is then applied to the liner, using the bobbin winding process: this gives the finished tank its final working and test ratings.

The standard filter is manufactured with a polyester shell. For ozone systems a vinylester shell is available upon request.

Includes pressure gauge panel.

### Standard Features – HLX

- Polyester shell lining
- Polypropylene arm collectors
- PVC distribution pipework
- Ø400mm bolted top access hatch
- Ø400mm bolted side access
- Automatic air relief valve
- Sand and water drain port
- Flanged inlet and outlet connections
- Pressure gauge panel

**Working pressure:** 2.5kg/cm<sup>2</sup> / 35.56 psi / 2.45 bar

**Test pressure:** 3.75kg/cm<sup>2</sup> / 53.3 psi / 3.68 bar

**Special working pressure:** 4kg / cm<sup>2</sup> working pressure

**Maximum temperature:** 50°C

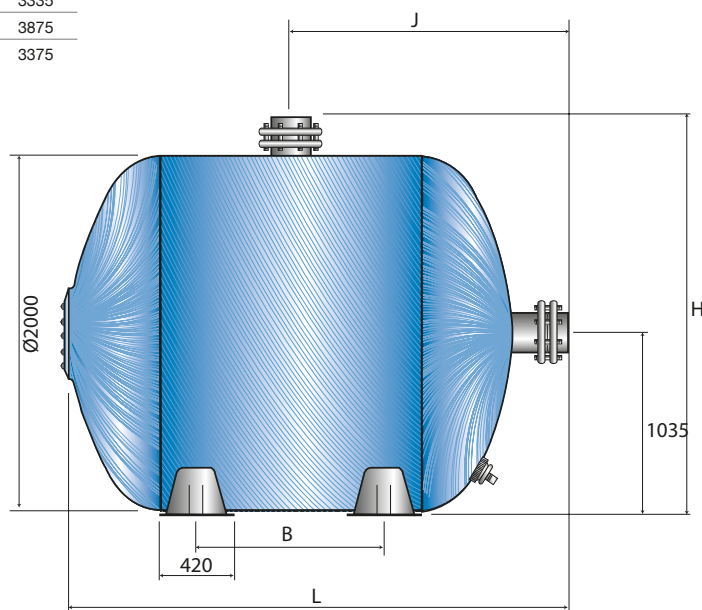
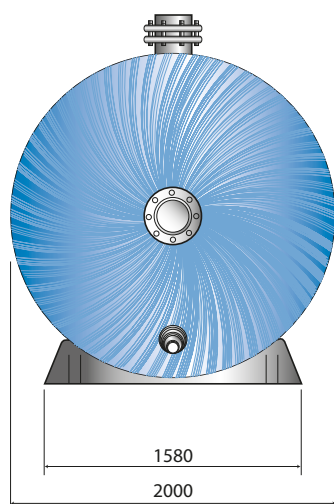
**Available Options:** Bed depths 0.6 metre, 1 metre and 1.2 metre.

### HLX Filter - Ø2.0m Horizontal Bobbin Wound - 1.0m Bed Depth

K	HLX2500110	2500mm long, 110mm connections, 75m <sup>3</sup> /hr flow, 15m <sup>3</sup> /hr/m <sup>2</sup> filtration
K	HLX3000125	3000mm long, 125mm connections, 80m <sup>3</sup> /hr flow, 15m <sup>3</sup> /hr/m <sup>2</sup> filtration
K	HLX3500140	3500mm long, 140mm connections, 105m <sup>3</sup> /hr flow, 15m <sup>3</sup> /hr/m <sup>2</sup> filtration
K	HLX2500125	2500mm long, 125mm connections, 100m <sup>3</sup> /hr flow, 20m <sup>3</sup> /hr/m <sup>2</sup> filtration
K	HLX3000140	3000mm long, 140mm connections, 120m <sup>3</sup> /hr flow, 20m <sup>3</sup> /hr/m <sup>2</sup> filtration
K	HLX3500160	3500mm long, 160mm connections, 140m <sup>3</sup> /hr flow, 20m <sup>3</sup> /hr/m <sup>2</sup> filtration
K	HLX2500160	2500mm long, 160mm connections, 150m <sup>3</sup> /hr flow, 30m <sup>3</sup> /hr/m <sup>2</sup> filtration
K	HLX3000160	3000mm long, 160mm connections, 180m <sup>3</sup> /hr flow, 30m <sup>3</sup> /hr/m <sup>2</sup> filtration
K	HLX3500200	3500mm long, 200mm connections, 210m <sup>3</sup> /hr flow, 30m <sup>3</sup> /hr/m <sup>2</sup> filtration
K	HLX2500200	2500mm long, 200mm connections, 200m <sup>3</sup> /hr flow, 40m <sup>3</sup> /hr/m <sup>2</sup> filtration
K	HLX3000200	3000mm long, 200mm connections, 240m <sup>3</sup> /hr flow, 40m <sup>3</sup> /hr/m <sup>2</sup> filtration
K	HLX3500225	3500mm long, 225mm connections, 280m <sup>3</sup> /hr flow, 40m <sup>3</sup> /hr/m <sup>2</sup> filtration
K	HLX3000225	3000mm long, 225mm connections, 300m <sup>3</sup> /hr flow, 50m <sup>3</sup> /hr/m <sup>2</sup> filtration



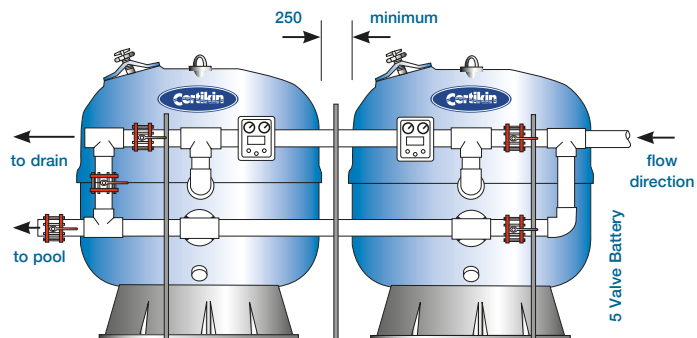
	B mm	H mm	J mm	L mm
HLX2500110	1062	2176	1446	2700
HLX3000125	1000	2192	1720	3228
HLX3500140	2000	2203	1979	3740
HLX2500125	1062	2193	1470	2727
HLX3000140	1000	2203	1732	3240
HLX3500160	2000	2222	2010	3770
HLX2500160	1062	2222	1513	2770
HLX3000160	1000	2222	1763	3270
HLX3500200	2000	2266	2075	3835
HLX2500200	1062	2266	1578	2835
HLX3000200	1000	2266	1828	3335
HLX3500225	2000	2293	1867	3875
HLX3000225	1000	2293	1867	3375





## Double Filter 5 Valve Battery Sets

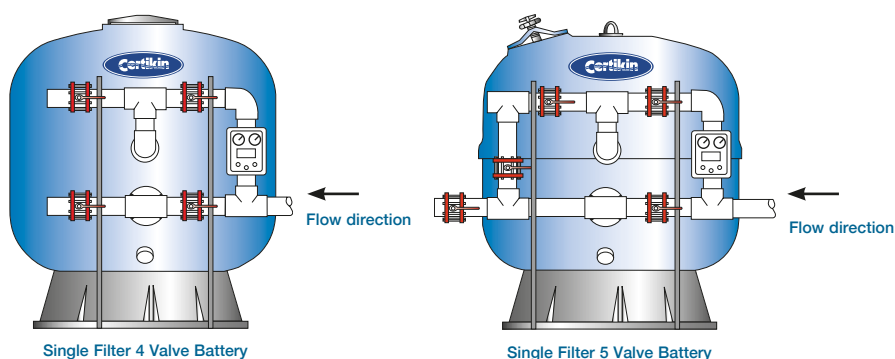
K	SLX075/090-5	90mm valve battery, 75mm connection
K	SLX075/110-5	110mm valve battery, 75mm connection
K	SLX090/125-5	125mm valve battery, 90mm connection
K	SLX090/140-5	140mm valve battery, 90mm connection
K	SLX110/140-5	140mm valve battery, 110mm connection
K	SLX110/160-5	160mm valve battery, 110mm connection
K	SLX125/160-5	160mm valve battery, 125mm connection
K	SLX125/200-5	200mm valve battery, 125mm connection
K	SLX140/200-5	200mm valve battery, 140mm connection
K	SLX140/225-5	225mm valve battery, 140mm connection
K	SLX160/225-5	225mm valve battery, 160mm connection
K	SLX160/250-5	250mm valve battery, 160mm connection
K	SLX200/250-5	250mm valve battery, 200mm connection



Double Filter 5 Valve Battery

## Single Filter 4 & 5 Valve Battery Sets

K	SLX075-4	4 valve battery 75mm connections
K	SLX075-5	5 valve battery 75mm connections
K	SLX090-4	4 valve battery 90mm connections
K	SLX090-5	5 valve battery 90mm connections
K	SLX110-4	4 valve battery 110mm connections
K	SLX110-5	5 valve battery 110mm connections
K	SLX125-4	4 valve battery 125mm connections
K	SLX125-5	5 valve battery 125mm connections
K	SLX140-4	4 valve battery 140mm connections
K	SLX140-5	5 valve battery 140mm connections
K	SLX160-4	4 valve battery 160mm connections
K	SLX160-5	5 valve battery 160mm connections



## Certikin Back Wash Sight Glasses

R4	SPXSG075	75mm back wash sight glass
R4	SPXSG090	90mm back wash sight glass
R4	SPXSG110	110mm back wash sight glass
R4	SPXSG125	125mm back wash sight glass
R4	SPXSG140	140mm back wash sight glass
R4	SPXSG160	160mm back wash sight glass



Certikin Sight Glass

- Valve batteries include all butterfly valves, pipes, fittings and two pipe support (single set)
- 3 pipe supports (double set). Note: supplied loose in kit form

Valve kits are also available in imperial measurements.  
Imperial sight glasses are available.  
Please contact us for information and pricing.  
All diagrams are indicative only.

## Automatic 5 Valve Battery Sets



### Pneumatic Butterfly Valves

D	BS075-P	75mm single battery set with 5 pneumatic valves
D	BS090-P	90mm single battery set with 5 pneumatic valves
D	BS110-P	110mm single battery set with 5 pneumatic valves
D	BS125-P	125mm single battery set with 5 pneumatic valves
D	BS140-P	140mm single battery set with 5 pneumatic valves
D	BS160-P	160mm single battery set with 5 pneumatic valves
D	BS200-P	200mm single battery set with 5 pneumatic valves
D	BS225-P	225mm single battery set with 5 pneumatic valves



Pneumatic Valve

### Motorized Butterfly Valves


D	BS075-M	75mm single battery set with 5 motorized valves
D	BS090M	90mm single battery set with 5 motorized valves
D	BS110-M	110mm single battery set with 5 motorized valves
D	BS125-M	125mm single battery set with 5 motorized valves
D	BS140-M	140mm single battery set with 5 motorized valves
D	BS160-M	160mm single battery set with 5 motorized valves
D	BS200-M	200mm single battery set with 5 motorized valves
D	BS225-M	225mm single battery set with 5 motorized valves



Motorized Valve

### Unistrut accessories

D	GFB0013	40mm Square plastic cap
D	GFB0021	Channel to floor fixing
D	GFB0022	40mm Square channel - 2m long
D	GFB0023	90mm Pipe clamp
D	GFB0024	110mm Pipe clamp
D	GFB0025	63mm Pipe clamp
D	GFB0026	75mm Pipe clamp
D	GFB0027	125mm Pipe clamp
D	GFB0028	140mm Pipe clamp
D	GFB0029	160mm Pipe clamp



### Accessories

D	CON8000	Control panel for automatic valve set motorized or pneumatic (one panel per battery set required)
---	---------	---

Note: All automatic battery sets are supplied loose and with steel supports and pressure gauge panel.

Please contact us for information and pricing on 01993 777200.



CON8000 Control Panel

## Besgo Automatic Valves



Manufactured in Switzerland, the Besgo valve is a hydraulic drive system controlled by a single 240v solenoid. When powered the valve opens and forces the hydraulic system into an alternative position, directing water through a different route. Activate the solenoid again and the system will return to its original state, thus providing automated switching from filtration to backwash and vice versa.

### Features

- 3 to 5 bar mains water pressure or compressed air required to actuate the valve
- The solenoid can be controlled by several methods. e.g. timed, pressure, manual etc.
- In the event of power failure the valve remains in its closed position (normal filtration) therefore preventing accidental emptying of the pool
- Closed in less than 2 seconds
- Quiet operation
- No pressure hammer
- Low pressure loss
- With power failure valve is shut
- No need to turn the pump off
- Control panel available with backwash programme capability

### 3 Way-Valve

- When used with the backwash valve it will provide an added rinse facility after backwash
- An alternative use is for automated switching of water supply between applications e.g. two water features sharing one pump



Besgo Automatic Valve

### Besgo Automatic Backwash Valves - Complete With Solenoid Valve

E	BES050/125	Backwash valve with 50mm solvent connections @125mm centres. Suits DBF filter/Alpine/Alpine Plus
E	BES050/190	Backwash valve with 50mm solvent connections @ 190mm centres. Suits Triton filter
E	BES050/204	Backwash valve with 50mm solvent connections @ 204mm centres. Suits Lacron/Vision filter
E	BES063/140	Backwash valve with 63mm solvent connections @ 140mm centres. Suits Lacron/Vision filter
E	BES063/190	Backwash valve with 63mm solvent connections @ 190mm centres. Suits Calpas/Triton filter
E	BES063/215	Backwash valve with 63mm solvent connections @ 215mm centres. Suits Lacron/Vision filter
E	BES063/230	Backwash valve with 63mm solvent connections @ 230mm centres. Suits DBK/Alpine + Plus filter
E	BES075/250	Backwash valve with 75mm solvent connections @ 250mm centres
E	BES075/270	Backwash valve with 75mm solvent connections @ 270mm centres. Suits/Alpine/Alpine Plus filters
E	BES090	Backwash valve with 90mm solvent connections @ 300mm centres
E	BES110	Backwash valve with 110mm solvent connections @ 360mm centres
E	BES110/400	Backwash valve with 110mm solvent connections @ 400mm. Suits SLX filters
E	BES140/450	Backwash valve with 140mm solvent connections @ 450mm centres

### Besgo 3 Way Valves

E	BES050/APP	3 way valve 50mm connections
E	BES063/APP	3 way valve 63mm connections
E	BES075/APP	3 way valve 75mm connections
E	BES090/APP	3 way valve 90mm connections
E	BES110/APP	3 way valve 110mm connections
E	BES140/APP	3 way valve 140mm connections

### Control Panel

E	BESCP	Control panel for Besgo valve with backwash programme
E	BESCPP	Control panel plus for Besgo valves. With backwash programme for level deck systems

### Accessories


E	BES/083717	Compressor Einhell, 0,5 kW
E	BES/083702	Connecting Kit 2 for compressor - 2 Valves
E	BES083701	Connecting Kit 1 for compressor - 1 Valve

### SLX Besgo Pipe Connection Kits

E	BES075SLX	Connection Kit for SLX1050 (75mm Connections)
E	BES075SLX	Connection Kit for SLX1200 (75mm Connections)
E	BES090SLX	Connection Kit for SLX1400 (90mm Connections)
E	BES110SLX	Connection Kit for SLX1600 (110mm Connections)
E	BES110SLX	Connection Kit for SLX1800 (110mm Connections)
E	BES125SLX	Connection Kit for SLX2000 (125mm Connections)
E	BES140SLX	Connection Kit for SLX2350 (140mm Connections)

### Alpine Pipe Connection Kits

E	BES15ALP	Connection Kit for ALPINE 650
E	BES20ALP	Connection Kit for ALPINE 800
E	BES25ALP	Connection Kit for ALPINE 950
E	BES30ALP	Connection Kit for ALPINE 1050
E	BES30ALP	Connection Kit for ALPINE 1200

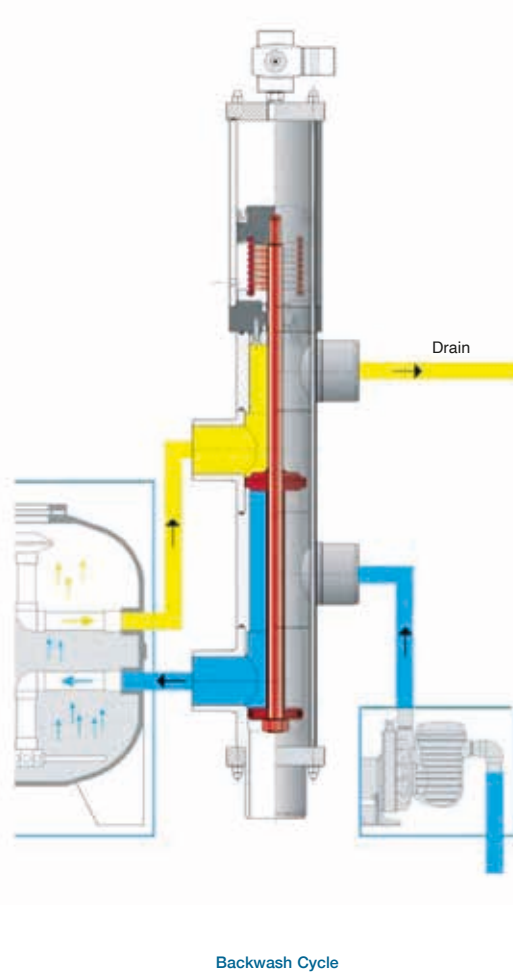
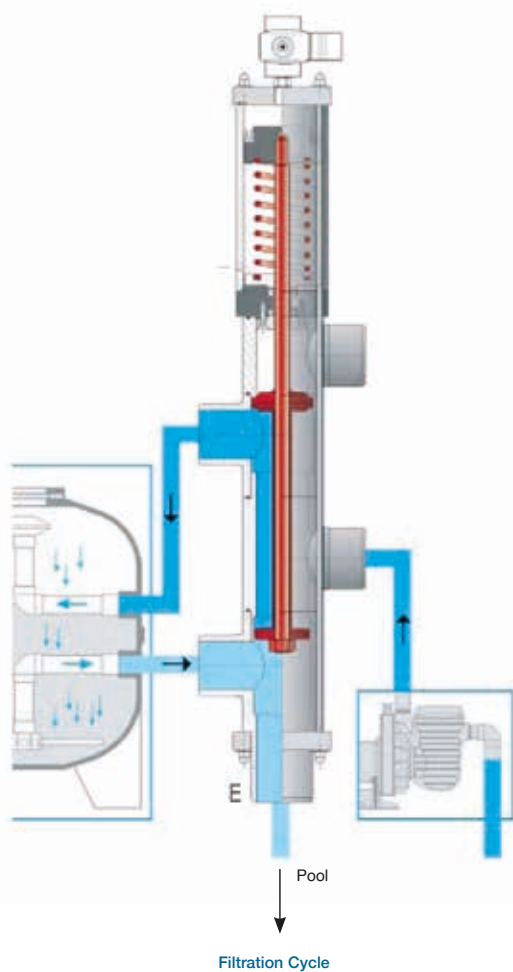


BESCP - AS Control 4



BES/083717





SLX filter	SLX connection size	SLX connection distance (mm)	Certikin code	Besgo DN/D	Besgo connection distance (mm)	Besgo product code	Certikin product code
SLX1050	75mm	645	BES075SLX	DN 65/d 75	270	083302	BES075/270
SLX1200	75mm	640	BES075SLX	DN 80/d 90	300	083401	BES090
SLX1400	90mm	610	BES090SLX	DN 80/d 90	300	083401	BES090
SLX1600	110mm	515	BES110SLX	DN 100/d 110	400	083502	BES110/400
SLX1800	110mm	465	BES110SLX	DN 100/d 110	400	083502	BES110/400
SLX2000	125mm	510	BES125SLX	DN 125/d 140	450	083601	BES140/450
SLX2350	140mm	600	BES140SLX	DN 125/d 140	450	083601	BES140/450

Alpine filter	Alpine connection size	Alpine connection distance (mm)	Certikin code	Besgo DN/D	Besgo connection distance (mm)	Besgo product code	Certikin product code
ZZFAHS650L	50mm	125	BES15ALP	DN 40/d 50	125	083103	BES/083103
ZZFAHS800L	63mm	230	BES20ALP	DN 50/d 63	230	083203	BES063/230
ZZFAHS950L	75mm	270	BES25ALP	DN 65/d 75	270	083302	BES075/270
ZZFAHS1050L	90mm	270	BES30ALP	DN 80/d 90	300	083401	BES090
ZZFAHS1200L	90mm	270	BES30ALP	DN 80/d 90	300	083401	BES090

The Harvia logo is displayed in white, bold, italicized capital letters on a red rectangular background.

Sauna & Spa

Let's sauna.



HARVIA STEAM  
for body, mind, and soul



FENIX

The intelligent way to control your sauna



AVAILABLE  
AUTUMN 2025

[www.harvia.com](http://www.harvia.com)

## Commercial Air Scourers & Commercial Multicyclone



### Commercial Air Scourers

All Air Scourers supplied by Certikin have only one moving part; a carefully balanced rotating impeller. There is no contact between the impeller and the housing thus eliminating abrasion and wear.

The unit is completely oil free and the suction and discharge ports have built-in silencers that reduce noise levels to a minimum.

#### Features

- All units are manufactured in die-cast aluminium alloy
- Standard motors are two pole, totally enclosed air cooled, and continuous duty rated
- IP54 protection rated
- Insulation class F
- Max temperature 40°C
- Special voltages available on request

#### Accessories available upon request

- Inlet filters
- Cartridge suction filter
- Silencers
- Pressure relief valve

Air scourer sizing is based on a scouring rate of 60m<sup>3</sup>/m<sup>2</sup>/hr at a pressure of 0.2 bar.

The installation of a pressure relief valve is recommended to safeguard the air blower.

#### Air Scourers

E	BVC156M	1.5kW 3 phase Air Blower
E	BVC223MVM	2.2kW 3 phase Air Scourer
E	BVC303MVM	3.0kW 3 phase Air Scourer
E	BVC403MVM	4.0kW 3 phase Air Scourer
E	BVC553MVM	5.5kW 3 phase Air Scourer

#### Filter / Air Scourer Selection Chart

Ø (mm) Filter	Air scourer model	Air flow m <sup>3</sup> /hr	Qty per filter
1050	BVC156M	52	1
1200	BVC156M	68	1
1400	BVC223MVM	92	1
1600	BVC223MVM	121	1
1800	BVC223MVM	153	1
2000	BVC303MVM	188	1
2350	BVC403MVM	260	1
2500	BVC553MVM	295	2
3000	BVC553MVM	424	2



### Commercial Multicyclone

70 unique cyclones which are used to remove debris from the water prior to the filter.

This reduces debris in the filter and potentially decreases the duration of backwashing – saving energy and money for commercial facilities.

#### Commercial Multicyclone Features

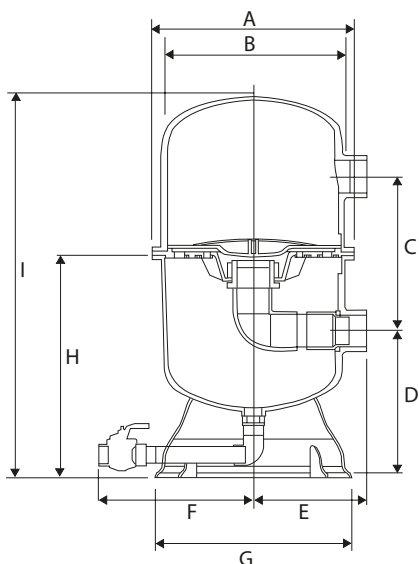
- Connections 4" / 110mm
- Minimum flow rate 36m<sup>3</sup> / hr
- Maximum flow rate 90m<sup>3</sup> / hr
- Maximum working pressure 3.5 BAR
- Clear sight glass
- Can be quickly installed in new or existing facilities

Commercial XL70 Multicyclone should be installed post pumps and pre filter.

If flows are greater than 90m<sup>3</sup>/hr multiple units should be installed.

#### Commercial Multicyclone

E	XL70	Commercial Multicyclone 70XL
---	------	------------------------------




Commercial XL70 Multicyclone should be installed post pumps and pre filter.

If flows are greater than 90m<sup>3</sup>/hr multiple units should be installed.

#### Dimensions – Commercial Split Tank

A	B	C	D	E	F	G	H	I
710	623.3	542.5	498.9	400	543.6	498.9	780.7	1353.4



## Pool & Spa Control Panels



### Pool Control Panels

Certikin pool control panels offer an off the shelf, cost effective solution for pool plant control for any heater type.

#### CCP01 Control Panel

MCB circuit breaker protection  
Fully wired IP55 enclosure  
Timed control of

- gas or oil pool heater
- pool pump (single phase 16amp)
- 1 x voltage free circuit

Switched pool lights circuit  
Conforms to IEE regulations

#### CCP03 Control Panel

MCB circuit breaker protection  
Fully wired IP55 enclosure  
Timed control of

- electric heater (single phase, max 50 amps)
- pool pump (single phase 16amp)
- 1 x voltage free circuit
- pool lights

Conforms to IEE regulations

Certikin recommend the use of a pump overrun timer to protect heating equipment (not supplied).

Please Note: CCP01 and CCP03 do NOT comply with Amendment 3 to BS7671: 2008 (IEE Wiring Regulations 17th Edition), regarding non-combustible enclosures for consumer units in domestic premises.

If this unit is intended to be installed within a domestic premises then it must be enclosed in a cabinet or enclosure constructed of non-combustible material and comply with Regulations 421.2.201 and 132.12.



#### Pool Electric Control Panels

X	CCP01	Universal pool control panel for Gas, Oil & Genie heaters
X	CCP03	Universal control panel for use with all Electric pool heaters - up to 16kW

### Spa Control Panels

H/E denotes Heat Exchanger panel with digital stat and output to motorised valve (not included). All commercial control panels include 10 minute timer on boost pump and air blower.

To all the electric controls the air bellows and air tube must be added. Commercial control panels do not contain a heater contactor.

#### Automatic Purging Timer

This unit can be fitted to all spa packs made since 1996. It will operate all pumps and blowers once every 24 hours irrespective of timer lock position.

#### Spa Electric Control Panels

E	CON3831	Commercial control 1Ø
E	CON3831HE	Commercial control 1Ø H/E
E	CON3833	Commercial control 3Ø
E	CON3833HE	Commercial control 3Ø H/E
E	CON3801P	Bath control - pneumatic switching
E	CON3811P	1 pump control air up to 2HP
E	CON3853	Automatic purging timer
E	CON3826	2 pump domestic control (1ph)
E	CON3826HE	2 pump domestic control with h/exchanger (1ph)



## Smart Pool Swimming Pool Control System



Smart Pool delivers the ultimate integrated experience in automated control of pool equipment and operational processes. This versatile system can be tailored to your individual needs and customised to your own swimming pool specification, providing exceptional levels of adaptability, effortless maintenance and complete peace of mind.

- Operated from your mobile, tablet or PC
- Has the option of an additional touch screen on the 'central control hub'.
- Designed to work with any brand of pool equipment
- Offers a wide array of control, monitoring and reporting functions operated by software written specifically for Smart Pool by experts with first-hand experience in the field.

#### Smart Pool Swimming Pool Control System

E	SMART002	Smart Pool Swimming pool control system with iOS and android control and integrated display
E	SMART003	Smart Pool optional pressure sensor
E	ZZSP70	Smart Pool domestic dosing kit for pools upto 70m <sup>3</sup>



**Smart Pool**

Remote  
Connectivity



# PIPES & FITTINGS

fdetewf

## 1.5" & 2" Certikin White ABS Pipe & Fittings



### Why to Choose Certikin Fittings

- 1.5" fittings, fit inside 2" fittings
- Manufactured to tighter size and pressure specification than BS5392 Class C 9 bar
- Manufactured from virgin ABS
- Colour matches Certikin white products in the plant room
- Each production run is date stamped for traceability

### Class C Pipe

		Pack price
<b>B</b>	<b>CP15/15</b> 1.5" class C pipe (15m supplied as 5 x 3m lengths)	
<b>B</b>	<b>CP2/15</b> 2" class C pipe (15m supplied as 5 x 3m lengths)	



15M Pack

Class C Pipe

### 90° Elbow

		No. in pack	Unit price	Pack price
<b>B</b>	<b>CP1590/10</b> 1.5" 90° elbow	10	0	
<b>B</b>	<b>CP290/10</b> 2" 90° Elbows	10	0	



90° Elbow



45° Elbow

### 45° Elbow

		No. in pack	Unit price	Pack price
<b>B</b>	<b>CP1545/10</b> 1.5" 45° elbows	10	0	
<b>B</b>	<b>CP245/10</b> 2" 45° Elbows	10	0	

### Plain Sockets

		No. in pack	Unit price	Pack price
<b>B</b>	<b>CP15PS/10</b> 1.5" plain sockets	10	0	
<b>B</b>	<b>CP2PS/10</b> 2" plain sockets	10	0	



Plain Sockets



Socket Nipples

### Socket Nipples

		No. in pack	Unit price	Pack price
<b>B</b>	<b>CP15SN/10</b> 1.5" Socket Nipples	10	0	
<b>B</b>	<b>CP2SN/10</b> 2" Socket Nipples	10	0	

### Socket Unions

		No. in pack	Unit price	Pack price
<b>B</b>	<b>CP15SU/10</b> 1.5" Socket Unions	10	0	
<b>B</b>	<b>CP2SU/6</b> 2" Socket Unions	6	0	



Socket Unions



Equal Tees

### Equal Tees

		No. in pack	Unit price	Pack price
<b>B</b>	<b>CP15ET/5</b> 1.5" Equal Tees	5	0	
<b>B</b>	<b>CP2ET/10</b> 2" Equal Tees	10	0	

### Composite Union

		No. in pack	Unit price	Pack price
<b>D</b>	<b>CP15MCU</b> 1.5" Composite Union	1	-	
<b>D</b>	<b>CP2MCU</b> 2" Composite Union MT-FP	1	-	



Composite Union

## Flexi-Patch

An easy to use flexible repair patch ideal for repairing almost any surface. It cures quickly using only UV light from sunlight or a UV torch for a long-lasting, permanent repair. Flexi-Patch is a fibreglass reinforced polyester ideal for use on PVC, plastics, metal, wood, concrete and more. It dries hard for a permanent repair. Can be drilled, tapped and painted if required once dry.

- Extremely durable fibreglass reinforced patch
- Flexible and waterproof
- Weather and UV resistant
- Temperature safe from -30°C to 365°C
- Will not shrink or expand during or after application
- Bonds to all surfaces except polypropylene
- Cures quickly – as fast as 5 minutes

### Patches

		Pack price
<b>Q</b>	<b>FP-36</b> Flexi-Patch - per patch	



FP-36

## 1.5" & 2" Certikin White ABS Pipe & Fittings



### Hex Nipples

			No. in pack	Unit price	Pack price
B	CP15HN/10	1.5" Hex Nipples 10	10	0	
B	CP2HN/10	2" Hex Nipples	10	0	

### Composite Union

			No. in pack	Unit price	Pack price
D	CP15FCU	1.5" Composite Union	1	-	
D	CP2FCU	2" Comp Union FT-FP	1	-	

### Pipe Clips

			No. in pack	Unit price	Pack price
B	CP15CC/10	1.5" Pipe Clips	10	0	
B	CP2CC/10	2" Pipe Clips	10	0	
R10	GP112CB	1.5" Pipe Clips. Closed black pvc	1		
R10	GP200CB	2" Pipe Clips. Closed black pvc	1		

### PT Sockets

			No. in pack	Unit price	Pack price
B	CP15TS/10	1.5" P-T sockets	10	0	
B	CP2TS/10	2" P-T sockets	10	0	

### Pipe Mate

			No. in pack	Unit price	Pack price
D	CP15PM/10	1.5" Pipe Mate	10	0	
D	CP2PM/10	2" Pipe Mate	10	0	

### MT-FP Unions

			No. in pack	Unit price	Pack price
B	CP15TU/5	1.5" MT-FP Unions	5	0	
B	CP2TU/5	2" MT-FP Unions	5	0	

### 1.5" End Caps

			No. in pack	Unit price	Pack price
B	CP15EC/10	1.5" End Caps	10	0	

### 1.5" Plain Hosetails

			No. in pack	Unit price	Pack price
B	CP15PH/10	1.5" Plain Hosetail	10	0	

### 1.5" Male Threaded Hosetails

			No. in pack	Unit price	Pack price
B	CP15TH/10	1.5" Male thread H/T	10	0	

### 1.5" Threaded Plugs

			No. in pack	Unit price	Pack price
B	CP15TP/10	1.5" Threaded Plugs	10	0	

### 2"-1.5" Threaded Reducers

			No. in pack	Unit price	Pack price
B	CP21T/10	Threaded Reducers	10	0	

### 2"-1.5" Plain Reducers

			No. in pack	Unit price	Pack price
B	CP21R/10	Plain Reducers	10	0	

Pack of 10



Hex Nipple



Composite Union

Pack of 10



Pipe Clip  
CP15CC/10



Pipe Clip  
GP112CC

Pack of 10



PT Sockets

Pack of 10



Pipe Mate

Pack of 5



MT-FP Unions

Pack of 10



1.5" End Caps

Pack of 10



1.5" Plain Hosetail

Pack of 10



1.5" Male  
Threaded Hosetails

Pack of 10



Threaded Plug

Pack of 10



Threaded Reducer

Pack of 10



Plain Reducers

## IMPORTANT INFORMATION

The white ABS pipe fittings cannot be ordered individually, they are only sold in packs.

Please see the individual product for the correct pack size.

The individual price is listed to show you how much a single item will cost, as well as the pack price so that you don't have to work out the total amount.

When ordering it would be useful if you would order in the following way e.g. CP1590/10 - 1 pack of 10 - which means you will receive one pack which contains 10 x 1.5" 90° elbows.

## Valves & Accessories



### PVC Double Union Ball Valve

C	C0015C	1.5" Double Union Ball Valve
C	C0020C	2" Double Union Ball Valve



PVC Double Union Ball Valve



Slide Valve

### Slide Valve

C	GA112SV	1.5" Slide valve
C	GA200SV	2" Slide valve

### Full Flow Valves

C	ZZ1962	1.5" - 2" valve assembly plastic
C	FFV2	1.5" - 2" full flow 2 way valve
C	FFV3	1.5" - 2" full flow 3 way valve



Full Flow Valves

### Brass Gate Valves

E	BGV15	1.5" Brass gate valve
---	-------	-----------------------



Brass Gate Valves



Rainbow Non Return Valve

### Rainbow Non Return Valve

D	RANRV	Rainbow 1.5" - 2" non return valve - 2lb spring
---	-------	---

### Flow Check Valve

D	CP2FCV	2" flow check valve - flap type
---	--------	---------------------------------



Flow Check Valve



90° Flow Check Valve

### 90° Flow Check Valve

D	CP290FCV	2" 90° flow check valve - flap type
---	----------	-------------------------------------

### Flow Switch

E	1970	25 amp flow switch - 1.5" slip fit
---	------	------------------------------------



Flow Switch

### FlowVis Flow Meters

E	FLVIS20	FlowVis 2" Flow Meter (Scale in LPM)
E	FLVIS30	FlowVis 3" Flow Meter (Scale in LPM)
E	FLVIS15	FlowVis 1.5" Flow Meter (Scale in LPM)
E	FLVIS050	FlowVis 50mm Flow Meter with NRV
E	FLVIS063	FlowVis 63mm Flow Meter with NRV
E	FLVIS075	FlowVis 75mm Flow Meterspigot conns
E	FLVIS090	FlowVis 90mm Flow Meter
E	FLVIS110	FlowVis 110mm Flow Meter
E	FLVIS160	FlowVis 160mm Flow Meter
E	FLVIS160C	FlowVis 160mm Flow Meter clamp on
E	FLVIS200	FlowVis 200mm Flow Meter
E	FLVIS200C	FlowVis 200mm Flow Meter clamp on



FlowVis Flow Meter

### FlowVis Digital Flow Meter

Q	FLVD	FlowVis Digital - includes display, enclosure, power supply, sensor and std cable
Q	FLVEC	FlowVis Digital 8m extension cable
Q	FLVRK	FlowVis Digital relay interface kit

### Pressure Testing Plugs

C	EP08/15	No 8 expanding plug 1.5" pipe only
C	EP09/15	No 9 expanding plug 1.5" pipe female thread
C	EP10/15	No 10 expanding plug 1.5" pipe fitting
C	EP11/20	No 11 expanding plug 2" fitting only



Pressure Testing Plugs

### Jubilee Clips

D	JC200/10	Jubilee clips for 2" No 28 - pack of 10
D	JC150/10	Jubilee clips for 1.5" No 24 - pack of 10
D	JC100/10	Jubilee clips for 1" - pack of 10
D	JC075/10	Jubilee clips for 0.75" No 12 - pack of 10
D	JC050/10	Jubilee clips for 0.5" No 8 - pack of 10



Jubilee Clips



## Valves, Adhesives, Sealants & Accessories



### Special Hosetail

C	HASP109	1.5" - 1.25" Special Hosetail
---	---------	-------------------------------

### Hosetails

C	HASP108	2" MT to 1.5" hosetail
D	GA034HT	0.75" hosetail threaded



Special Hosetail



Hosetail

### Flexible Pipe - White PVC

B	FT422B/30	0.75" flexible PVC - 30m clear coil braided
C	FT4231/30	1" flexible PVC - 30m coil
C	FT4235/30	1.5" flexible PVC - 30m coil
C	FT4238/30	2" flexible PVC - 30m coil



Flexible Pipe

### ABS Cement

C	GPAB21	ABS cement - 500ml c/w clear brush
C	GPAB21/12	Box of 12 - ABS cement - 500ml c/w brush



GPAB21

### Adhesive

D	GPA200	Wet/dry fast cure adhesive - 240ml (sizes up to 3")
D	GPA200/24	Box 24 - Wet/dry fast cure adhesive - 240ml (sizes up to 3")
D	GPA300	Wet/dry fast cure adhesive - 500ml (sizes up to 3")
D	GPA300/12	Box 12 - Wet/dry fast cure adhesive - 500ml (sizes up to 3")
D	GPA400	PVC adhesive - 500ml (for all sizes)
D	GPA400/12	Box of 12 - PVC adhesive- 500ml (for all sizes)
D	GPA600	Cleaner - 500ml (no brush)
D	GPA600/15	Box of 15 - Cleaner - 500ml
E	R2000	Rotabond 2000 adhesive silicone - white
E	R2000B	Rotabond 2000 adhesive silicone - black



GPA200



R2000



DC310W

### Sealants

C	DC310W	Dowsil White silicone sealant cartridge 781 (310ml)
C	DC310W/12	Box of 12 - Dowsil White silicone sealant cartridge 781 (310ml)
C	DC310C	Dowsil Clear silicone sealant cartridge 781 (310ml)

### P70 Primer

E	GPA800	P70 Primer - 1 pint
---	--------	---------------------



P-70 Primer



Solvent Cement

### Solvent Cement

E	GPA700	Solvent cement
---	--------	----------------

### PTFE Tape

C	PT1	Roll PTFE tape
---	-----	----------------



PT1



Brushes for  
Solvent Cement

### Brushes for Solvent Cement - Packs of 12

E	ABB25/12	25mm flat white bristle brush - each (12 in pack)
E	ABB50/12	50mm flat white bristle brush - each (12 in pack)

### Griffon Aqua Max

D	GPAMX	Griffon Aqua Max 425g
---	-------	-----------------------



GPAMX

## Quadraflex 50mm & 63mm Flexible Pipe & Fittings System



Quadraflex pipe with its unique square rigid helix provides a 50% higher resistance to compression than standard round helix offered by competitors.

- Pipe & Fittings are both resistant to chlorine up to 10,000ppm in water solution.
- Quadraflex pipe is supplied in 50m lengths only.
- Quadraflex pipe & fittings are not suitable for use on automatic cleaner pressure lines.
- Installation tool must be used to achieve correct fitting.
- Every roll of Quadraflex pipe comes with the installation tool free of charge.

Available in the UK Exclusively from Certikin.

### Quadraflex Pipe - (Sold In 50m Coils Only)

E	QP112FP/50	50mm Quadraflex Pipe
E	QP200FP/50	63mm Quadraflex Pipe



Quadraflex Pipe

### 1.5" & 2" Straight Connector

E	QP112SOCF	1.5" Female thread x 50mm compression straight connector
E	QP200SOCF	2" Female thread x 63mm compression straight connector



Straight Connector

### 50mm & 63mm Compression Union

E	QP112CSF	50mm compression union x compression union straight connector
E	QP200CSF	63mm compression union x compression union straight connector

### 1.5" & 2" Compression Union

E	QP112MCF	1.5" Male BSP x 50mm compression union
E	QP200MCF	2" Male BSP x 63mm compression union



Compression Union



Compression Union

### 90° Elbow - Female Thread

E	QP11290F	1.5" 90° elbow Female thread x 50mm compression
E	QP20090F	2" 90° elbow Female thread x 63mm compression



90° Elbow - Female Thread



90° Elbow - Male BSP

### 90° Elbow - Male BSP

E	QP11290TF	1.5" 90° elbow Male BSP x 50mm compression
E	QP20090TF	2" 90° elbow Male BSP x 63mm compression

### 1.5" & 2" Compression Union

E	QP11290DCF	90° Elbow 50mm compression x 50mm compression
E	QP20090DCF	90° Elbow 63mm compression x 63mm compression



90° Compression Union

### 50mm & 63mm Compression Tee

E	QP112CTF	50mm compression x compression x compression tee piece
E	QP200CTF	63mm compression x compression x compression tee piece



Compression Tee

### Installation Tool

E	QPUIT	Universal Installation Tool
---	-------	-----------------------------



Installation Tool

### 1.5" & 2" Female Socket Adaptor

R2	GP112MA	1.5" Plain socket x BSP male thread
R2	GP200MA	2" Plain socket x BSP male thread



Female Socket Adaptor



## PVC Pipe & Fittings

### Clear PVC Pipe, Plain Ends - sold in 10' lengths only

D	GP012TP/10	0.5" Clear PVC pipe - 20 bar - 10' length
D	GP034TP/10	0.75" Clear PVC pipe - 16 bar - 10' length
D	GP100TP/10	1" Clear PVC pipe - 15 bar - 10' length
D	GP114TP/10	1.25" Clear PVC pipe - 12 bar - 10' length
D	GP112TP/10	1.5" Clear PVC pipe - 11 bar - 10' length
D	GP200TP/10	2" Clear PVC pipe - 9 bar - 10' length
D	GP300TP/10	3" Clear PVC pipe - 9 bar - 10' length
D	GP400TP/10	4" Clear PVC pipe - 7 bar - 10' length
D	GP600TP/10	6" Clear PVC pipe - 6 bar - 10' length
D	GP800TP/10	8" Clear PVC pipe - 5 bar - 10' length

### Clear PVC Pipe, Plain Ends - sold in 10' lengths only

	0.5"	0.75"	1"	1.25"	1.5"	2"	3"	4"	6"	8"
OD	21.4	26.7	33.4	42.2	48.3	60.3	88.9	114.3	168.3	219.1
Wall	3.0	3.1	3.6	3.8	4.0	4.1	5.8	6.4	7.6	8.7
Kg/m	0.2	0.3	0.5	0.6	0.7	1.0	2.0	3.0	5.2	7.9

### Grey PVC Pipe, Plain Ends Imperial - sold in 6m lengths only

R1	GP012EP6	0.5" Grey PVC pipe - 15 bar - 6m length
R1	GP034EP6	0.75" Grey PVC pipe - 15 bar - 6m length
R1	GP100EP6	1" Grey PVC pipe - 15 bar - 6m length
R1	GP114DP6	1.25" Grey PVC pipe - 12 bar - 6m length
R1	GP114EP6	1.25" Grey PVC pipe - 15 bar - 6m length
R1	GP112DP6	1.5" Grey PVC pipe - 12 bar - 6m length
R1	GP112EP6	1.5" Grey PVC pipe - 15 bar - 6m length
R1	GP200CP6	2" Grey PVC pipe - 9 bar - 6m length
R1	GP200EP6	2" Grey PVC pipe - 15 bar - 6m length
R1	GP300CP6	3" Grey PVC pipe - 9 bar - 6m length
R1	GP300EP6	3" Grey PVC pipe - 15 bar - 6m length
R1	GP400CP6	4" Grey PVC pipe - 9 bar - 6m length
R1	GP400EP6	4" Grey PVC pipe - 15 bar - 6m length
R1	GP600CP6	6" Grey PVC pipe - 9 bar - 6m length
R1	GP600EP6	6" Grey PVC pipe - 15 bar - 6m length
R1	GP800CP6	8" Grey PVC pipe - 9 bar - 6m length
R1	GP800EP6	8" Grey PVC pipe - 15 bar - 6m length

### Grey PVC Pipe, Plain Ends Imperial - sold in 6m lengths only

	0.5"	0.75"	1"	1.25"	1.5"	2"	3"	4"	6"	8"
OD	21.3	26.7	33.4	42.2	48.3	60.3	88.9	114.3	168.3	219.1
Wall PN 15	1.7	1.9	2.2	2.7	3.1	3.9	5.7	7.3	10.8	12.6
Wall PN 12				2.2	2.5					
Wall PN 9						2.5	3.5	4.5	6.6	7.8

Pipe made to BSEN1452



### Grey PVC Pipe, Plain Ends - Metric - sold in 5m lengths only

R3	SPX020PP5	20mm Grey PVC pipe - 16 bar - 5m length
R3	SPX025PP5	25mm Grey PVC pipe - 16 bar - 5m length
R3	SPX032PP5	32mm Grey PVC pipe - 16 bar - 5m length
R3	SPX040PP5	40mm Grey PVC pipe - 10 bar - 5m length
R3	SPX040PP5/16	40mm Grey PVC pipe - 16 bar - 5m length
R3	SPX050PP5	50mm Grey PVC pipe - 10 bar - 5m length
R3	SPX050PP5/16	50mm Grey PVC pipe - 16 bar - 5m length
R3	SPX063PP5	63mm Grey PVC pipe - 10 bar - 5m length
R3	SPX063PP5/16	63mm Grey PVC pipe - 16 bar - 5m length
R3	SPX075PP5	75mm Grey PVC pipe - 10 bar - 5m length
R3	SPX075PP5/16	75mm Grey PVC pipe - 16 bar - 5m length
R3	SPX090PP5	90mm Grey PVC pipe - 10 bar - 5m length
R3	SPX090PP5/16	90mm Grey PVC pipe - 16 bar - 5m length
R3	SPX110PP5	110mm Grey PVC pipe - 10 bar - 5m length
R3	SPX110PP5/16	110mm Grey PVC pipe - 16 bar - 5m length
R3	SPX125PP5	125mm Grey PVC pipe - 10 bar - 5m length
R3	SPX125PP5/16	125mm Grey PVC pipe - 16 bar - 5m length
R3	SPX140PP5	140mm Grey PVC pipe - 10 bar - 5m length
R3	SPX140PP5/16	140mm Grey PVC pipe - 16 bar - 5m length
R3	SPX160PP5	160mm Grey PVC pipe - 10 bar - 5m length
R3	SPX160PP5/16	160mm Grey PVC pipe - 16 bar - 5m length
R3	SPX200PP5	200mm Grey PVC pipe - 10 bar - 5m length

### Grey PVC Pipe, Plain Ends - Metric - sold in 5m lengths only

	20mm	25mm	32mm	40mm	50mm	63mm	75mm
OD	20.0	25.0	32.0	40.0	50.0	63.0	75.0
Wall PN 16	1.5	1.9	2.4	3	3.7	4.7	5.6
Wall PN 10		1.5	1.8	1.9	2.4	3	3.6

	90mm	110mm	125mm	140mm	160mm	200mm
OD	90.0	110.0	125.0	140.0	160.0	200.0
Wall PN 16	6.7	8.2	9.3	10.4	11.9	14.9
Wall PN 10	4.3	5.3	6.0	6.7	7.7	8.6

Pipe made to BSEN1452

### Solvent Weld Grey Flexible PVC Pipe - Metric - sold in 25m lengths only

R3	FSP25/25	25mm Flexible PVC solvent pipe
R3	FSP32/25	32mm Flexible PVC solvent pipe
R3	FSP40/25	40mm Flexible PVC solvent pipe
R3	FSP50/25	50mm Flexible PVC solvent pipe
R3	FSP63/25	63mm Flexible PVC solvent pipe
R3	FSP75/25	75mm Flexible PVC solvent pipe



Larger sizes are available, please contact us.

## Grey PVC Pipe & Fittings - Imperial



### Grey PVC 90° Elbow

R2	GP01290	0.5" 90° Elbow, plain (16 bar)
R2	GP03490	0.75" 90° Elbow, plain (16 bar)
R2	GP10090	1" 90° Elbow, plain (16 bar)
R2	GP11490	1.25" 90° Elbow, plain (16 bar)
R2	GP11290	1.5" 90° Elbow, plain (16 bar)
R2	GP20090	2" 90° Elbow, plain (16 bar)
R2	SPX07590	2.5" 90° Elbow, plain (16 bar)
R2	GP30090	3" 90° Elbow, plain (16 bar)
R2	GP40090	4" 90° Elbow, plain (16 bar)
R2	SPX14090	5" 90° Elbow, plain (16 bar)
R2	GP60090	6" 90° Elbow, plain (10 bar)
R2	GP80090	8" 90° Elbow, plain (10 bar)

### Grey PVC 45° Elbow

R2	GP01245	0.5" 45° Elbow, plain (16 bar)
R2	GP03445	0.75" 45° Elbow, plain (16 bar)
R2	GP10045	1" 45° Elbow, plain (16 bar)
R2	GP11445	1.25" 45° Elbow, plain (16 bar)
R2	GP11245	1.5" 45° Elbow, plain (16 bar)
R2	GP20045	2" 45° Elbow, plain (16 bar)
R2	SPX07545	2.5" 45° Elbow, plain (16 bar)
R2	GP30045	3" 45° Elbow, plain (16 bar)
R2	GP40045	4" 45° Elbow, plain (16 bar)
R2	SPX14045	5" 45° Elbow, plain (16 bar)
R2	GP60045	6" 45° Elbow, plain (10 bar)
R2	GP80045	8" 45° Elbow, plain (10 bar)

### Grey PVC Reducing Tee

R2	GP200012RT	2"x 0.5" 90° Reducing tee, plain (16 bar)
R2	GP200034RT	2"x 0.75" 90° Reducing tee, plain (15 bar)
R2	GP200100RT	2"x 1" 90° Reducing tee, plain (16 bar)
R2	GP200114RT	2"x 1.25" 90° Reducing tee, plain (16 bar)
R2	GP200112RT	2"x 1.5" 90° Reducing tee, plain (16 bar)
R2	GP300112RT	3"x 1.5" 90° Reducing tee, plain (16 bar)
R2	GP300200RT	3"x 2" 90° Reducing tee, plain (16 bar)
R2	GP400200RT	4"x 2" 90° Reducing tee, plain (16 bar)
R2	GP400300RT	4"x 3" 90° Reducing tee, plain (16 bar)
R2	GP600400RT	6"x 4" 90° Reducing tee, plain (10 bar)

### Grey PVC Socket Adaptor Inch X mm

R2	GP012SA	0.5" x 20 Socket adaptor, plain (16 bar)
R2	GP034SA	0.75" x 25 Socket adaptor, plain (16 bar)
R2	GP100SA	1" x 32 Socket adaptor, plain (16 bar)
R2	GP114SA	1.25" x 40 Socket adaptor, plain (16 bar)
R2	GP112SA	1.5" x 50 Socket adaptor, plain (16 bar)
R2	GP200SA	2" x 63 Socket adaptor, plain (16 bar)
R2	GP300SA	3" x 90 Socket adaptor, plain (16 bar)
R2	GP400SA	4" x 110 Socket adaptor, plain (16 bar)

### Grey PVC Cap

R2	GP012PC	0.5" Cap, plain (16 bar)
R2	GP034PC	0.75" Cap, plain (16 bar)
R2	GP100PC	1" Cap, plain (16 bar)
R2	GP114PC	1.25" Cap, plain (16 bar)
R2	GP112PC	1.5" Cap, plain (16 bar)
R2	GP200PC	2" Cap, plain (16 bar)
R2	SPX075PC	2.5" Cap, plain (16 bar)
R2	GP300PC	3" Cap, plain (16 bar)
R2	GP400PC	4" Cap, plain (16 bar)
R2	SPX140PC	5" Cap, plain (16 bar)
R2	GP600PC	6" Cap, plain (10 bar)
R2	GP800PC	8" Cap, plain (10 bar)

### Grey PVC Tee

R2	GP012ET	0.5" 90° Tee, plain (16 bar)
R2	GP034ET	0.75" 90° Tee, plain (16 bar)
R2	GP100ET	1" 90° Tee, plain (16 bar)
R2	GP114ET	1.25" 90° Tee, plain (16 bar)
R2	GP112ET	1.5" 90° Tee, plain (16 bar)
R2	GP200ET	2" 90° Tee, plain (16 bar)
R2	SPX075ET	2.5" 90° Tee, plain (16 bar)
R2	GP300ET	3" 90° Tee, plain (16 bar)
R2	GP400ET	4" 90° Tee, plain (16 bar)
R2	SPX140ET	5" 90° Tee, plain (16 bar)
R2	GP600ET	6" 90° Tee, plain (10 bar)
R2	GP800ET	8" 90° Tee, plain (10 bar)

### Grey PVC Socket

R2	GP012PS	0.5" Socket, plain (16 bar)
R2	GP034PS	0.75" Socket, plain (16 bar)
R2	GP100PS	1" Socket, plain (16 bar)
R2	GP114PS	1.25" Socket, plain (16 bar)
R2	GP112PS	1.5" Socket, plain (16 bar)
R2	GP200PS	2" Socket, plain (16 bar)
R2	SPX075SP	2.5" Socket, plain (16 bar)
R2	GP300PS	3" Socket, plain (16 bar)
R2	GP400PS	4" Socket, plain (16 bar)
R2	SPX140SP	5" Socket, plain (16 bar)
R2	GP600PS	6" Socket, plain (10 bar)
R2	GP800PS	8" Socket, plain (10 bar)

### Grey PVC 90° Sweep Bend

R2	GP012SE	0.5" 90° Bend, plain (16 bar)
R2	GP034SE	0.75" 90° Bend, plain (16 bar)
R2	GP100SE	1" 90° Bend, plain (16 bar)
R2	GP114SE	1.25" 90° Bend, plain (16 bar)
R2	GP112SE	1.5" 90° Bend, plain (16 bar)
R2	GP200SE	2" 90° Bend, plain (16 bar)

### Grey PVC Socket Union

R2	GP012SU	0.5" Socket union, plain (16 bar)
R2	GP034SU	0.75" Socket union, plain (16 bar)
R2	GP100SU	1" Socket union, plain (16 bar)
R2	GP114SU	1.25" Socket union, plain (16 bar)
R2	GP112SU	1.5" Socket union, plain (16 bar)
R2	GP200SU	2" Socket union, plain (16 bar)
R2	SPX075SU	2.5" Socket union, plain (10 bar)
R2	GP300SU	3" Socket union, plain (10 bar)
R2	GP400SU	4" Socket union, plain (10 bar)

### Grey PVC Reducing Socket

R2	GP034012RS	0.75"x 0.5" Reducing socket, plain (15 bar)
R2	GP100034RS	1" x 0.75" Reducing socket, plain (15 bar)
R2	GP114100RS	1.25" x 1" Reducing socket, plain (15 bar)
R2	GP112114RS	1.5"x 1.25" Reducing socket, plain (15 bar)
R2	GP200112RS	2"x 1.50" Reducing socket, plain (15 bar)



## Grey PVC Pipe & Fittings - Imperial



### Grey PVC Reducing Bush

R2	GP034012RB	0.75" x 0.5" Reducing bush, plain (16 bar)
R2	GP100034RB	1" x 0.75" Reducing bush, plain (16 bar)
R2	GP114100RB	1.25" x 1" Reducing bush, plain (16 bar)
R2	GP112114RB	1.5" x 1.25" Reducing bush, plain (16 bar)
R2	GP200112RB	2" x 1.5" Reducing bush, plain (16 bar)
R2	GP300200RB	3" x 2" Reducing bush, plain (16 bar)
R2	GP400300RB	4" x 3" Reducing bush, plain (16 bar)
R2	GP600400RB	6" x 4" Reducing bush, plain (10 bar)
R2	GP800600RB	8" x 6" Reducing bush, plain (10 bar)
R2	GP212200RB	2.5" to 2" Reducing bush

### Grey PVC Adaptor Plain X Male BSP

R2	GP012MA	0.5" Adaptor plain x male BSP (10 bar)
R2	GP034MA	0.75" Adaptor plain x male BSP (10 bar)
R2	GP100MA	1" Adaptor plain x male BSP (10 bar)
R2	GP114MA	1.25" Adaptor plain x male BSP (10 bar)
R2	GP112MA	1.5" Plain socket x BSP male thread
R2	GP200MA	2" Plain socket x BSP male thread
R2	SPX075SN	2.5" Adaptor plain x male BSP (10 bar)
R2	GP300MA	3" Adaptor plain x male BSP (10 bar)
R2	GP400MA	4" Adaptor plain x male BSP (10 bar)

### Grey PVC Flanges/Gaskets

R2	GP300FFV	3" Flange, plain (10 bar)
R2	GP400FFV	4" Flange, plain (10 bar)
R2	GP600FFV	6" Flange, plain (10 bar)
R2	GP800FFV	8" Flange, plain (10 bar)
R2	GP300SG	3" EPDM gasket
R2	GP400SG	4" EPDM gasket
R2	GP600SG	6" EPDM gasket
R2	GP800SG	8" EPDM gasket

### Grey PVC Double Union Check Valve - Non Return Valve

R6	GP012CV	0.5" Double union check valve
R6	GP034CV	0.75" Double union check valve
R6	GP100CV	1" Double union check valve
R6	GP114CV	1.25" Double union check valve
R6	GP112CV	1.5" Double union check valve
R6	GP200CV	2" Double union check valve
R6	SPX075NRV	2.5" Double union check valve
R6	GP300CV	3" Double union check valve

### Butterfly Valves Fully Flanged c/w Gaskets & Fixings

R6	GP300FV	3" Butterfly valve kit
R6	GP400FV	4" Butterfly valve kit
R6	GP500FV	5" Butterfly valve kit
R6	GP600FV	6" Butterfly valve kit

### Grey PVC Adaptor Plain X Female BSP

R2	GP012FA	0.5" Adaptor plain x female BSP (10 bar)
R2	GP034FA	0.75" Adaptor plain x female BSP (10 bar)
R2	GP100FA	1" Adaptor plain x female BSP (10 bar)
R2	GP114FA	1.25" Adaptor plain x female BSP (10 bar)
R2	GP112FA	1.5" Adaptor plain x female BSP (10 bar)
R2	GP200FA	2" Adaptor plain x female BSP (10 bar)
R2	SPX075212FA	2.5" Adaptor plain x female BSP (10 bar)
R2	GP300FA	3" Adaptor plain x female BSP (10 bar)
R2	GP400FA	4" Adaptor plain x female BSP (10 bar)

### Grey PVC Barrel Nipple Plain X Male BSP

R2	GP012BN	0.5" Nipple plain x male BSP (12 bar)
R2	GP034BN	0.75" Nipple plain x male BSP (12 bar)
R2	GP100BN	1" Nipple plain x male BSP (12 bar)
R2	GP114BN	1.25" Nipple plain x male BSP (12 bar)
R2	GP112BN	1.5" Nipple plain x male BSP (12 bar)
R2	GP200BN	2" Nipple plain x male BSP (12 bar)
R2	GP212BN	2.5" Nipple plain x male BSP (12 bar)
R2	GP300BN	3" Nipple plain x male BSP (12 bar)
R2	GP400BN	4" Nipple plain x male BSP (12 bar)

### Double Union Ball Valve

R2	GP012BV	0.5" Double union ball valve
R6	GP034BV	0.75" Double union ball valve
R6	GP100BV	1" Double union ball valve
R6	GP114BV	1.25" Double union ball valve
R6	GP112BV	1.5" Double union ball valve
R6	GP200BV	2" Double union ball valve
R6	CGP075BV	2.5" Double union ball valve
R6	GP300BV	3" Double union ball valve

### Pipe Clip

R10	GP012CC	0.5" Pipe clip
R10	GP034CC	0.75" Pipe clip
R10	GP100CC	1" Pipe clip
R10	GP114CC	1.25" Pipe clip
R10	GP112CC	1.5" Pipe clip
R10	GP200CC	2" Pipe clip
R10	SPX075CC	2.5" Pipe clip
R10	GP300CC	3" Pipe clip
R10	GP400CC	4" Pipe clip



## Grey PVC Pipe & Fittings - Metric



### Grey PVC 45° Elbow

R4	SPX02545	25mm 45° Elbow plain
R4	SPX03245	32mm 45° Elbow plain
R4	SPX04045	40mm 45° Elbow plain
R4	SPX05045	50mm 45° Elbow plain
R4	SPX06345	63mm 45° Elbow plain
R4	SPX07545	75mm 45° Elbow plain
R4	SPX09045	90mm 45° Elbow plain
R4	SPX11045	110mm 45° Elbow plain
R4	SPX12545	125mm 45° Elbow plain
R4	SPX14045	140mm 45° Elbow plain
R4	SPX16045	160mm 45° Elbow plain
R4	SPX20045	200mm 45° Elbow plain
R4	SPX22545	225mm 45° Elbow plain
R4	SPX25045	250mm 45° Elbow plain
R4	SPX31545	315mm 45° Elbow plain

### Grey PVC Equal Tee

R4	SPX025ET	25mm 90° Tee plain
R4	SPX032ET	32mm 90° Tee plain
R4	SPX040ET	40mm 90° Tee plain
R4	SPX050ET	50mm 90° Tee plain
R4	SPX063ET	63mm 90° Tee plain
R4	SPX075ET	75mm 90° Tee plain
R4	SPX090ET	90mm 90° Tee plain
R4	SPX110ET	110mm 90° Tee plain
R4	SPX125ET	125mm 90° Tee plain
R4	SPX140ET	140mm 90° Tee plain
R4	SPX160ET	160mm 90° Tee plain
R4	SPX200ET	200mm 90° Tee plain
R4	SPX225ET	225mm 90° Tee plain
R4	SPX250ET	250mm 90° Tee plain
R4	SPX315ET	315mm 90° Tee plain

### Adhesive

D	GPA200B	Bison Wet n Dry Fast 250ml UPVC/ABS
D	GPA200B/12	Bison Wet n Dry Fast 250ml UPVC/ABS - box of 12
D	GPA300B	Bison Wet n Dry Fast 500ml UPVC/ABS
D	GPA300B/12	Bison Wet n Dry Fast 500ml UPVC/ABS - box of 12
D	GPATANB	Griffon Uni 100 500ml
D	GPATANB/12	Griffon Uni 100 500ml - box of 12
D	GPTAN1000B	Griffon Uni 100 1000ml
D	GPATAN	Tangit 500ml
D	GPATAN/12	Tangit 500ml - box of 12
D	GPTAN1000	Tangit 1000ml

### Grey PVC 90° Elbow

R4	SPX02590	25mm 90° Elbow plain
R4	SPX03290	32mm 90° Elbow plain
R4	SPX04090	40mm 90° Elbow plain
R4	SPX05090	50mm 90° Elbow plain
R4	SPX06390	63mm 90° Elbow plain
R4	SPX07590	75mm 90° Elbow plain
R4	SPX09090	90mm 90° Elbow plain
R4	SPX11090	110mm 90° Elbow plain
R4	SPX12590	125mm 90° Elbow plain
R4	SPX14090	140mm 90° Elbow plain
R4	SPX16090	160mm 90° Elbow plain
R4	SPX20090	200mm 90° Elbow plain
R4	SPX22590	225mm 90° Elbow plain
R4	SPX25090	250mm 90° Elbow plain
R4	SPX31590	315mm 90° Elbow plain

### Grey PVC Ball Valves

R6	SPX025DBV	25mm Double union ball valve
R6	SPX032DBV	32mm Double union ball valve
R6	SPX040DBV	40mm Double union ball valve
R6	SPX050DBV	50mm Double union ball valve
R6	SPX063DBV	63mm Double union ball valve
R6	SPX075DBV	75mm Double union ball valve
R6	SPX090DBV	90mm Double union ball valve
R6	SPX110DBV	110mm Double union ball valve



Griffon Uni 100

Tangit



## Grey PVC Pipe & Fittings - Metric



### Butterfly Valves Complete Flanges

R6	SPX075BV	75mm Butterfly valve kit
R6	SPX090BV	90mm Butterfly valve kit
R6	SPX110BV	110mm Butterfly valve kit
R6	SPX125BV	125mm Butterfly valve kit
R6	SPX140BV	140mm Butterfly valve kit
R6	SPX160BV	160mm Butterfly valve kit
R6	SPX200BV	200mm Butterfly valve kit
R6	SPX225BV	225mm Butterfly valve kit
R6	SPX250BV	250mm Butterfly valve kit

### Grey PVC Reducing Bush

R4	SPX032025RB	32-25mm Reducing Bush plain
R4	SPX040032RB	40-32mm Reducing Bush plain
R4	SPX050040RB	50-40mm Reducing Bush plain
R4	SPX063050RB	63-50mm Reducing Bush plain
R4	SPX075063RB	75-63mm Reducing Bush plain
R4	SPX090075RB	90-75mm Reducing Bush plain
R4	SPX110090RB	110-90mm Reducing Bush plain
R4	SPX125110RB	125-110mm Reducing Bush plain
R4	SPX140125RB	140-125mm Reducing Bush plain
R4	SPX160140RB	160-140mm Reducing Bush plain

### Grey PVC Plain Socket

R4	SPX025SP	25mm Socket plain
R4	SPX032SP	32mm Socket plain
R4	SPX040SP	40mm Socket plain
R4	SPX050SP	50mm Socket plain
R4	SPX063SP	63mm Socket plain
R4	SPX075SP	75mm Socket plain
R4	SPX090SP	90mm Socket plain
R4	SPX110SP	110mm Socket plain
R4	SPX125SP	125mm Socket plain
R4	SPX140SP	140mm Socket plain
R4	SPX160SP	160mm Socket plain
R4	SPX200SP	200mm Socket plain
R4	SPX225SP	225mm Socket plain
R4	SPX250SP	250mm Socket plain
R4	SPX315SP	315mm Socket plain

### Grey PVC Backing Rings - Drilled BS4504 PN10/16

R4	SPX050BR	50mm Backing ring
R4	SPX063BR	63mm Backing ring
R4	SPX075BR	75mm Backing ring
R4	SPX090BR	90mm Backing ring
R4	SPX110BR	110mm Backing ring
R4	SPX125BR	125mm Backing ring
R4	SPX140BR	140mm Backing ring
R4	SPX160BR	160mm Backing ring
R4	SPX225BR	225mm Backing ring
R4	SPX250BR	250mm Backing ring
R4	SPX315BR	315mm Backing ring

### Grey PVC Stub Flange

R4	SPX050SF	50mm Stub flange plain
R4	SPX063SF	63mm Stub flange plain
R4	SPX075SF	75mm Stub flange plain
R4	SPX090SF	90mm Stub flange plain
R4	SPX110SF	110mm Stub flange plain
R4	SPX125SF	125mm Stub flange plain
R4	SPX140SF	140mm Stub flange plain
R4	SPX160SF	160mm Stub flange plain
R4	SPX225SF	225mm Stub flange plain
R4	SPX250SF	250mm Stub flange plain
R4	SPX315SF	315mm Stub flange plain

### Grey PVC Reducing Socket

R4	SPX040025CRS	40 x 25mm Reducing socket plain
R4	SPX050032CRS	50 x 32mm Reducing socket plain
R4	SPX063040CRS	63 x 40mm Reducing socket plain
R4	SPX075050CRS	75 x 50mm Reducing socket plain
R4	SPX090063CRS	90 x 63mm Reducing socket plain
R4	SPX110075CRS	110 x 75mm Reducing socket plain
R4	SPX125090CRS	125 x 90mm Reducing socket plain
R4	SPX140110CRS	140 x 110mm Reducing socket plain
R4	SPX160125CRS	160 x 125mm Reducing socket plain

### EPDM Stub Gasket

R4	SPX050SG	50mm Stub gasket
R4	SPX063SG	63mm Stub gasket
R4	SPX075SG	75mm Stub gasket
R4	SPX090SG	90mm Stub gasket
R4	SPX110SG	110mm Stub gasket
R4	SPX125SG	125mm Stub gasket
R4	SPX140SG	140mm Stub gasket
R4	SPX160SG	160mm Stub gasket
R4	SPX200SG	200mm Stub gasket
R4	SPX225SG	225mm Stub gasket
R4	SPX250SG	250mm Stub gasket
R4	SPX315SG	315mm Stub gasket

### Grey PVC Plain End Caps

R4	SPX025PC	25mm Cap plain
R4	SPX032PC	32mm Cap plain
R4	SPX040PC	40mm Cap plain
R4	SPX050PC	50mm Cap plain
R4	SPX063PC	63mm Cap plain
R4	SPX075PC	75mm Cap plain
R4	SPX090PC	90mm Cap plain
R4	SPX110PC	110mm Cap plain
R4	SPX125PC	125mm Cap plain
R4	SPX140PC	140mm Cap plain
R4	SPX160PC	160mm Cap plain
R4	SPX200PC	200mm Cap plain



# The All New MD150: Taking Pool Water Testing to the next level!



NEW PRODUCT!  
LAUNCHING  
FEBRUARY 2025

AVAILABLE  
THROUGH  
CERTIKIN

Smart  
**NFC**   
Connection

## Key Features:

- Rapid Measurement
- Precision Optics
- Accurate
- Auto storage of results
- Contactless data transfer option
- Robust
- Easy to use
- Designed for use with Tablet, Liquid or Powder reagents

Covers all essential Pool Water Testing: Chlorine (free, combined and total), pH, Total Alkalinity, Calcium hardness, Cyanuric Acid and Bromine.



# POOLSIDE

fdetewf

**NEW**

SuitSpin



“ SuitSpin swimsuit dryers remove 95% of water from wet swimwear in just 10 seconds. No more wringing out of swimwear, just happy swimmers and a dry facility. ”



#### QUALITY MATERIALS

Our swimsuit dryers are built to last with the steel casing made from high quality AISI 316 stainless steel and the top cover made from a hard-wearing PE.



#### SIMPLE OPERATION

Operating the SuitSpin swim suit dryer is easy. Simply place the wet swimsuit inside the drum, close and hold the lid for ten seconds and when the cycle is over, open the lid and remove your dry swimsuit.



#### SAFE TO USE

Not only is SuitSpin simple to operate, but it is also very safe. It does not use any heat, and instead uses a centrifugal force to remove water from wet swimsuits. There are no exposed moving parts and it is operated with a manual start and self-stop mechanism.



#### EASY TO CLEAN

Both the inner and outer drum is accessible making cleaning of your SuitSpin quick and easy.



#### ENVIRONMENTALLY FRIENDLY

By installing a SuitSpin swimwear drying, you eliminate the need to provide plastic bags for swimmers to put their wet swimsuits in. Additionally, an average of 20,000 litres of water is returned to the water system each year which can then be re-used.



#### HIGH EFFICIENCY

The swimsuit dryers are fitted with a powerful motor meaning they can extract up to 95% of water from swimwear within ten seconds.

## NEW SuitSpin



### The SuitSpin Swimwear Dryer

Wet swimsuits can be a real problem for both swimmers and pool/spa facilities, but no more thanks to SuitSpin. Our swimsuit dryers remove 95% of water from wet swimwear in just 10 seconds. No more wringing out of swimwear, just happy swimmers and a dry facility.

These machines help to ensure pool water does not damage your facility by keeping floors and surfaces dry, which prevents the growth of mould and mildew. The SuitSpin swimwear dryer not only benefits the facilities but also helps swimmers who take advantage of its fantastic drying properties. It is safe for all swimsuit fabrics and ensures that your customers do not have to carry them around in a wet bag which could lead to damage to the swimwear through mould and mildew.

As opposed to heat, the SuitSpin uses a centrifugal force to remove 95% of water from wet swimsuits in just 10 seconds. Fully compliant with all relevant legislation, the units are manufactured in Europe and then stocked and supported by a dedicated team in the UK.

No drain nearby, no problem! The SuitSpin unit can drain directly to waste or where there is no drain nearby it can be used in conjunction with a PE water collector (SUSPWC) situated neatly under the unit.

The SuitSpin swimsuit dryer is available in a range of colours ensuring there is a model that will fit the décor of your facility.



SUSP001



SUSP001



SUSP001



SUSP001



SUSP001



SUSP001

#### SuitSpin

H	SUSP001	Suitspin Dryer Blue
H	SUSP002	Suitspin Dryer White
H	SUSP003	Suitspin Dryer Stainless Steel
H	SUSP004	Suitspin Dryer Marble
H	SUSP005	Suitspin Dryer Matt Black
H	SUSP006	Suitspin Dryer Wood
E	SUSPWC	Suitspin PE Water Collector (Grey)





# Certikin S/S Ladders 1.7"/43mm



All 1.7" Certikin ladders comply to Domestic Pool Standard EN 16582 -1:2015. To comply with the current version of Commercial Standard EN 13451-2:2015, please order additional double treads for all tread positions on the ladder.

Certikin 1.7"/43mm ladders are now supplied with stainless steel anti-slip treads as standard, as well as the new Certikin 1.7"/43mm pinch anchor. The pinch anchor design is based on the popular 1.5"/38mm model for a secure, sturdy installation on all types of pool surround. All 1.7"/43mm ladders are now manufactured in 316 grade stainless steel as standard.

Suitable for concrete & liner pools.

Important – It is strongly recommended that ladders are inspected at regular intervals to ensure safety of users.

The 1.7" Tina, Club, Overflow. & all of the two tread ladders are manufactured to order. Contact us for availability.

Double tread supplied with every 1.7" S/S ladder.



Standard Ladder



Tina Ladder



Club Ladder

## Certikin 1.7"/43mm Standard Ladders

D	CM2/18	2 tread ladder
D	CM3/18	3 tread ladder
D	CM4/18	4 tread ladder
D	CM5/18	5 tread ladder

## Certikin 1.7"/43mm Tina Ladders

D	CM2TN/18	2 tread ladder
D	CM3TN/18	3 tread ladder
D	CM4TN/18	4 tread ladder
D	CM5TN/18	5 tread ladder

## Certikin 1.7"/43mm Club Ladders

D	CM2CB/18	2 tread ladder
D	CM3CB/18	3 tread ladder
D	CM4CB/18	4 tread ladder
D	CM5CB/18	5 tread ladder

## 1.7" S/S Step Swivels

D	CK17	1.7"/43mm S/S step swivels (pair) - fits pinch anchor
---	------	---

## 1.7" S/S Flanged Step Swivels

D	CK17F	1.7"/43mm flanged S/S step swivels (pair) - flange bolts to deck
---	-------	--

## 1.7" S/S Flanged Anchor - c/w Fixings

D	CK17FA	1.7"/43mm S/S flanged anchor converter (pair) - fixed to deck
---	--------	---



CK17



CK17FA

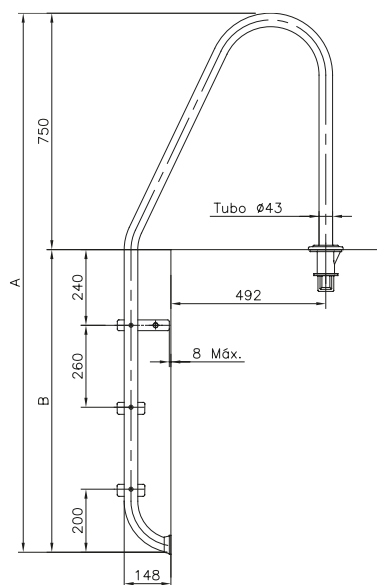
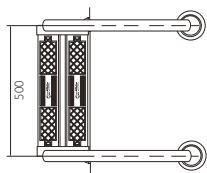


CK17F



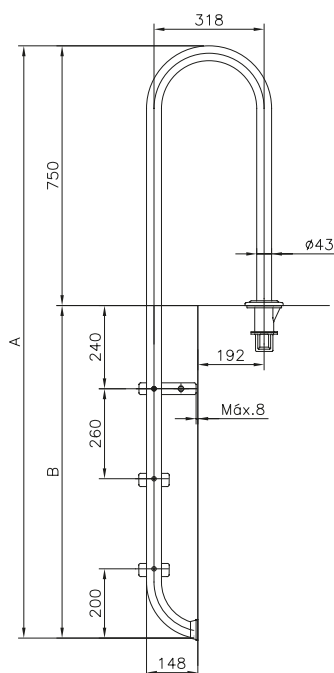
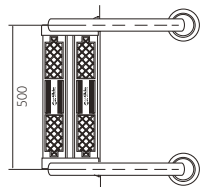
Standard Ladder

Tread	A	B
2	1450	700
3	1710	960
4	1970	1220
5	2230	1480



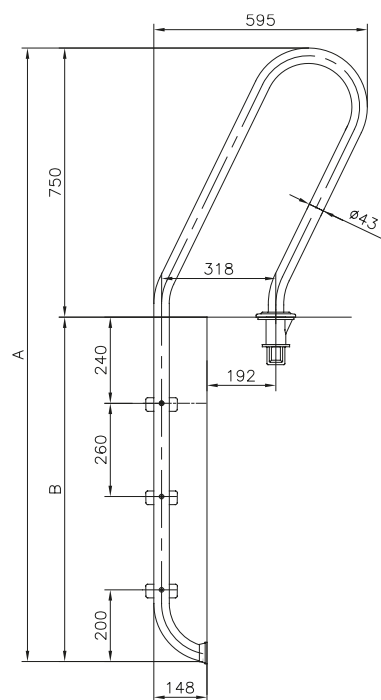
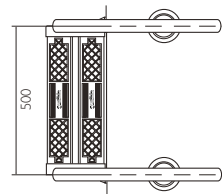
Tina Ladder

Tread	A	B
2	1450	700
3	1710	960
4	1970	1220
5	2230	1480



Club Ladder

Tread	A	B
2	1450	700
3	1710	960
4	1970	1220
5	2230	1480



# Certikin S/S Ladders 1.7"/43mm



Overflow Ladder



Undercover Ladder



Club Bar Liner Ladder

## Certikin 1.7"/43mm Overflow Ladders

D	CM2OF/18	2 tread ladder
D	CM3OF/18	3 tread ladder
D	CM4OF/18	4 tread ladder
D	CM5OF/18	5 tread ladder

## Certikin 1.7"/43mm Undercover Ladders - c/w Grabrails (Flange Fittings Included)

D	CM3UC/18	3 tread ladder
D	CM4UC/18	4 tread ladder
D	CM5UC/18	5 tread ladder
D	CK617	1.7"/43mm Gibraltar rails only

## Certikin 1.7"/43mm Club Bar Liner Ladder

D	CM3CBL	1.7" club bar liner ladder - 3 tread
---	--------	--------------------------------------

## Double Width Treads

C	SPC290/17D	1.7"/43mm double width top tread anti-slip
C	SPC29017D/18	1.7"/43mm double width top tread anti-slip - 2018 onwards only



SPC290/17D



SPC29017D/18  
Double Width Top Tread

## S/S Tread

C	SPC290/17	1.7"/43mm stainless steel tread
---	-----------	---------------------------------



SPC290/17

## Extended Gibraltar Rails

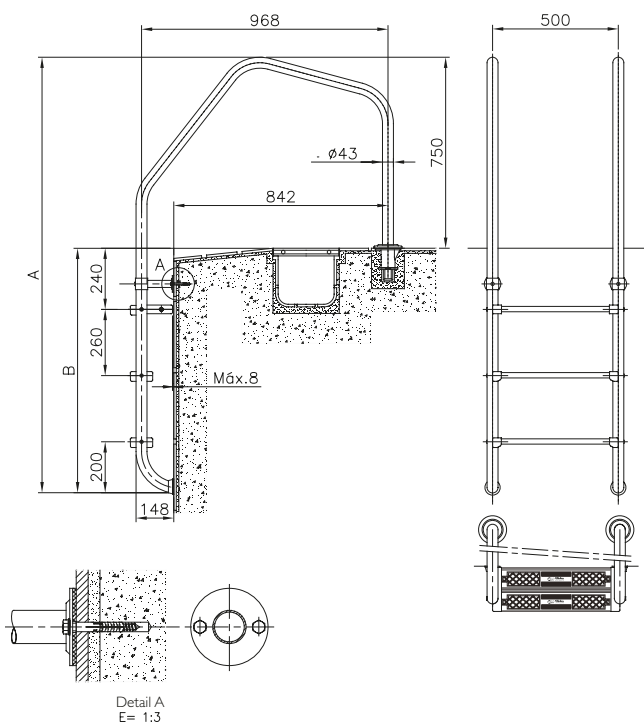
D	CEMPR	1.7"/43mm Extended Gibraltar Rails Only 800mm with flanged feet - per pair
D	CEMPRE	1.7"/43mm Extended Gibraltar Rails Only 800mm for pinch anchors - per pair



Extended Gibraltar Rails

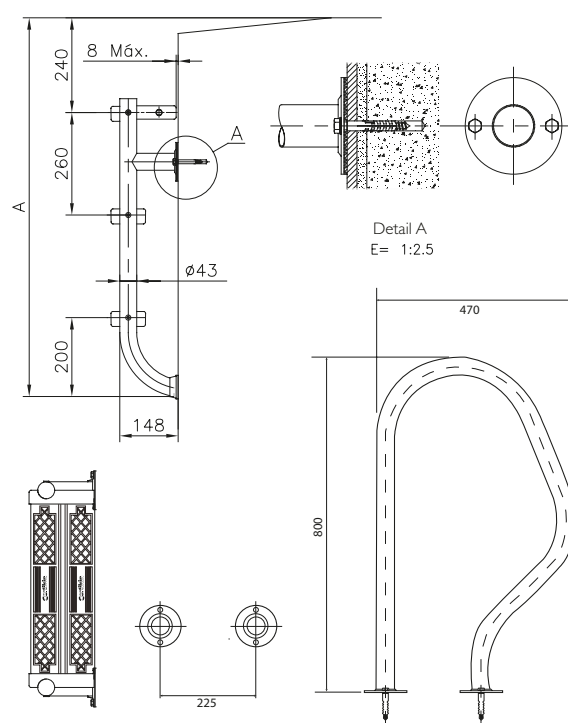
Overflow Ladder

Tread	A	B
2	1450	700
3	1710	960
4	1970	1220
5	2230	1480

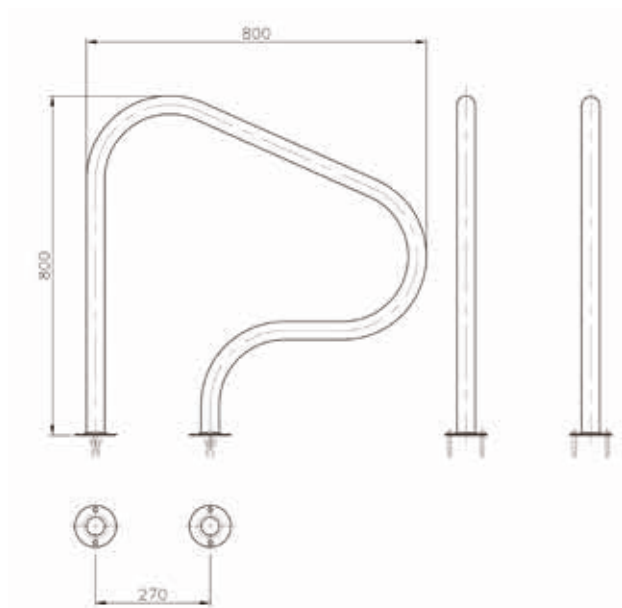


Undercover Ladder

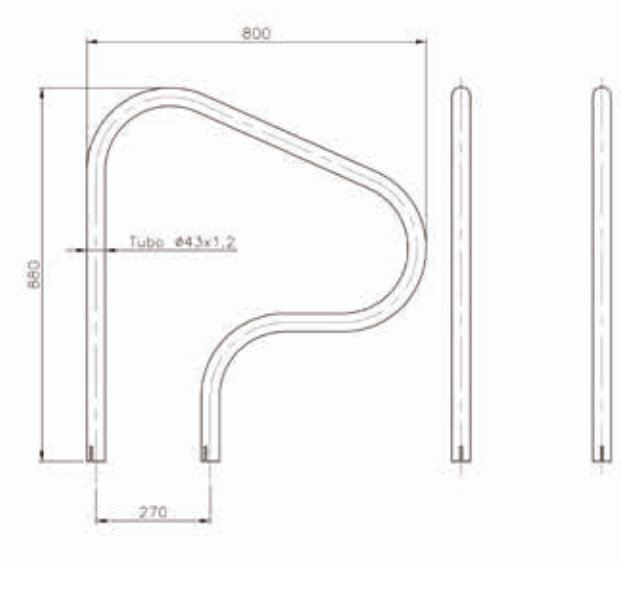
Tread	A
2	700
3	960
4	1220
5	1480



CEMPR



CEMPRE



## Certikin S/S Ladders 1.5"/38mm



The Certikin 1.5"/38mm ladders are supplied in 304 grade stainless steel. Certikin 1.5"/38mm stainless steel ladders are supplied with ABS treads, pinch anchors and escutcheons as standard.

SPATA Standards recommend the use of double width top treads on all ladders. See part number SPC290/D for details.



### Certikin 1.5"/38mm Undercover Ladders for Concrete Pools

<b>B</b>	<b>CK3/24</b>	3 tread ladder
<b>B</b>	<b>CK4/24</b>	4 tread ladder

### Certikin 1.5"/38mm Undercover Ladders for Liner Pools

<b>C</b>	<b>CK3BL/24</b>	3 tread ladder
<b>C</b>	<b>CK4BL/24</b>	4 tread ladder

### Certikin 1.5"/38mm Undercover Ladders - c/w Grabrails (Pinch Anchor fixing included)

<b>C</b>	<b>CK3UC/24</b>	3 tread ladder
<b>C</b>	<b>CK4UC/24</b>	4 tread ladder
<b>C</b>	<b>CK6</b>	1.5"/38mm Gibraltar rails only

### S/S Tread

<b>C</b>	<b>CK290</b>	S/S tread c/w plastic ends (each)
----------	--------------	-----------------------------------



### S/S Tread - c/w ABS Ends

<b>C</b>	<b>CK290/5</b>	S/S tread c/w ABS ends & non slip surface (each)
----------	----------------	--



### High Impact ABS Step Tread

<b>C</b>	<b>SPC290</b>	High impact ABS step tread only
----------	---------------	---------------------------------



It is recommended, for safety reasons, that ABS treads (SPC290) are replaced every 5 years. The Certikin ABS tread carries a safety warning complete with the recommended year for replacement.



### Double Width Treads

<b>C</b>	<b>SPC290/D</b>	1.5" HDPE double width top tread
<b>C</b>	<b>SPC290/D/24</b>	1.5" HDPE double width top tread for 2024 ladders



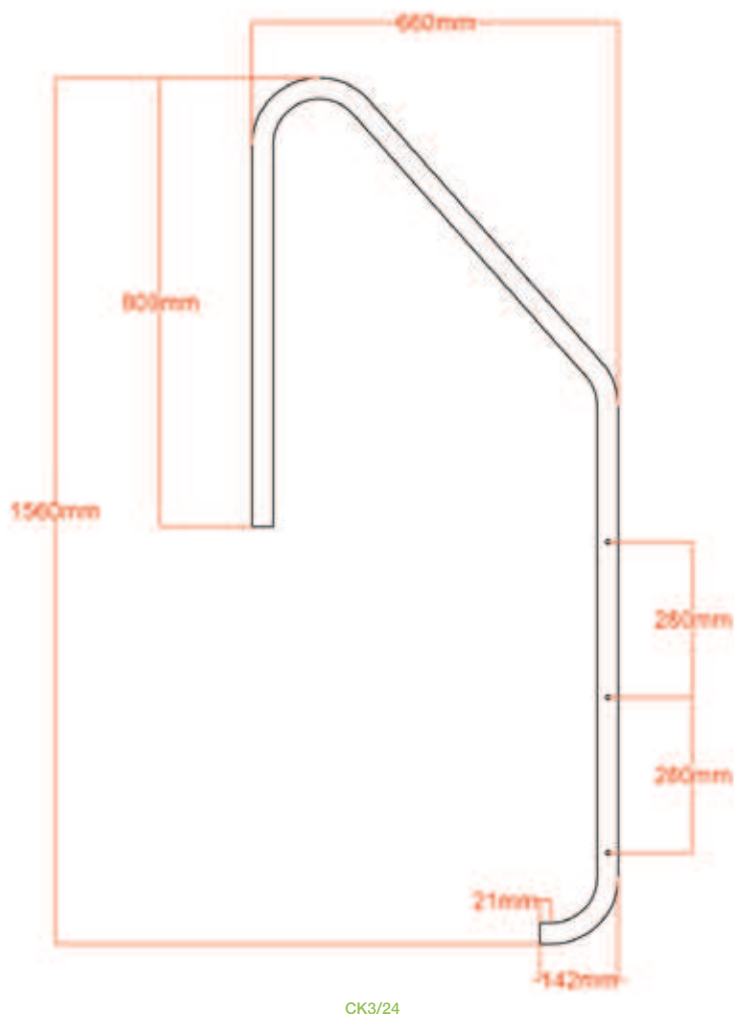
### 1.5"/38mm Aluminium Step Swivels

<b>D</b>	<b>CK15A</b>	Aluminium step swivels (pair)
----------	--------------	-------------------------------

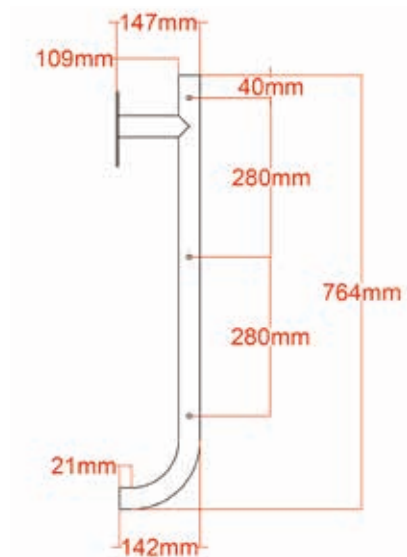


**Important** – For commercial applications stainless steel treads must be used. It is strongly recommended that ladders are inspected at regular intervals to ensure safety of users.





CK3/24



CK3UC/24

## Handrails



### Certikin Stainless Steel Handrail

B	CK120/3	3m Length of 1.25" SS handrail from 2020
B	HD77	ABS clip fit bracket c/w fixings
A	HD76C	ABS closed bracket
B	EC125	ABS handrail end cap
A	HD76	ABS open bracket
B	JS120	Handrail joining spigot from 2020
B	ZZ0552	Rawlplugs and screw set (10 per set)
B	CK76CN	S/S closed bracket c/w fixings
B	CK76N	S/S open bracket c/w fixings

### Handy Hint

HD77 Clip fit brackets provide an extremely easy method of installing handrail and enable temporary removal if required. A smart cover plate is included to shield the screws when the handrail is not in use. All fixings are provided.

For commercial applications we recommend the use of stainless steel handrails and brackets.

Please order x1 bracket per metre of handrail.




## Lane Marking Equipment & Lifeguard Chair



### Certikin Lane Marking Equipment

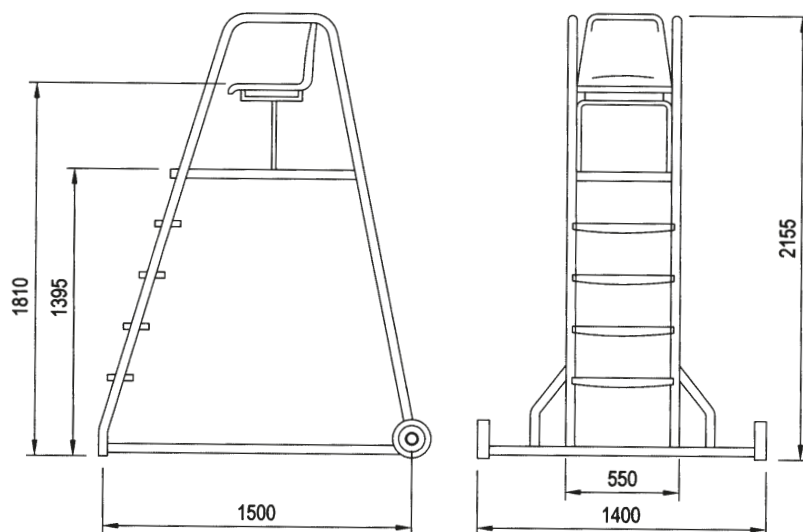
<b>C</b>	<b>HASP1040</b>	ABS cup anchor with bar
<b>B</b>	<b>CK44</b>	Chrome/brass cup anchor with bar
<b>B</b>	<b>CK45</b>	Chrome/brass rope hook for cup anchor
<b>B</b>	<b>HD99R</b>	Rope float 5" x 3" red/white
<b>B</b>	<b>HD99W</b>	Rope float 5" x 3" white
<b>D</b>	<b>RW50354</b>	Self locking float red/white/red

**Handy Hint** – It is recommended that floats are fitted at 1 metre intervals.



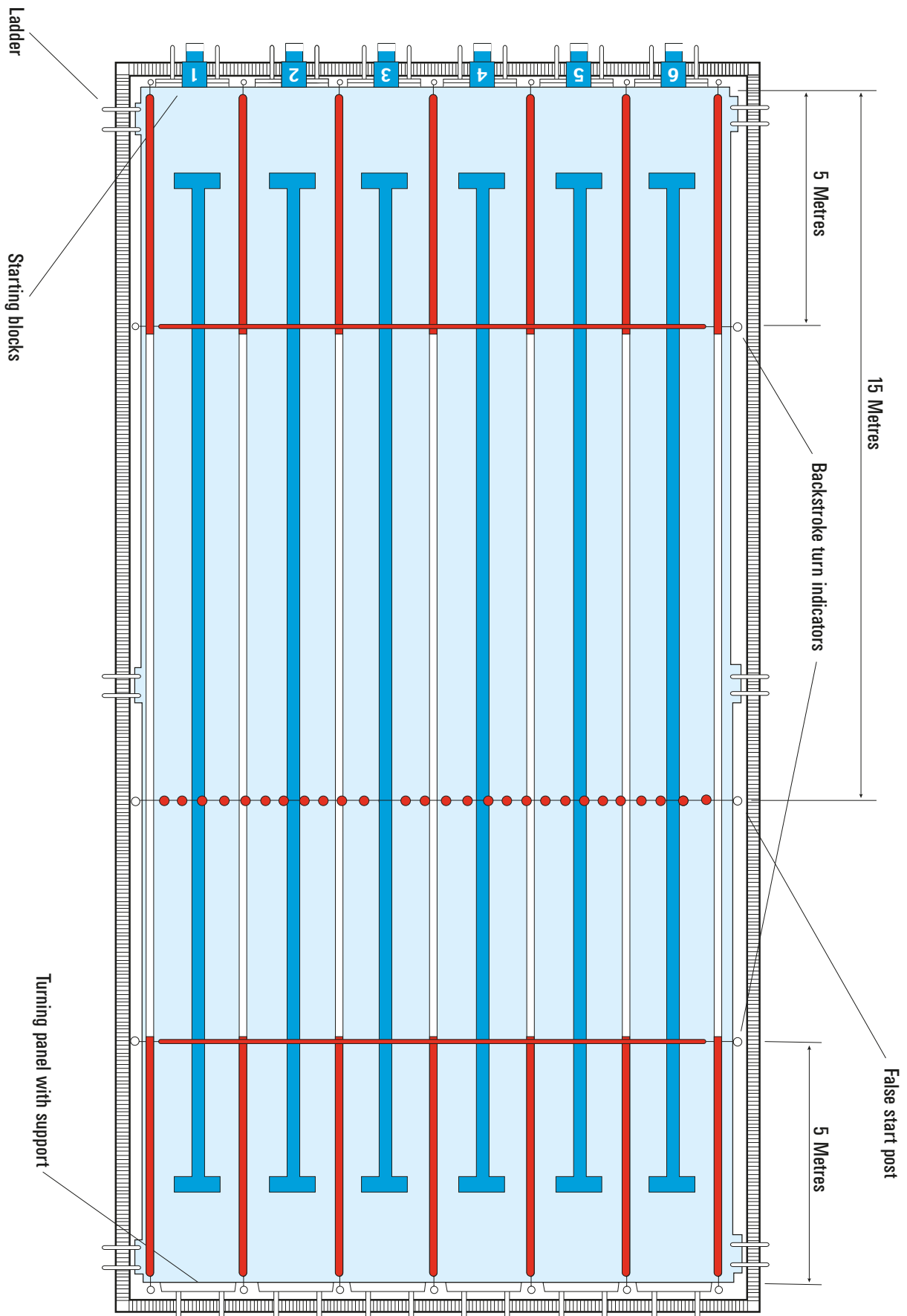
### Lifeguard Chair

<b>D</b>	<b>CEMLC</b>	Lifeguard chair with wheels Made in S/SAISI 304, Ø43mm tube. Treads, platform, chair, including parasol holder made of polypropylene fibre-glass
----------	--------------	--





## Competition Equipment



## Competition Equipment



### Starting Blocks

#### Starting Blocks - Fixed - 355mm High

<b>D CEMSB355</b>	Fixed starting blocks 355mm high for pools with freeboard - includes fixings
-------------------	--

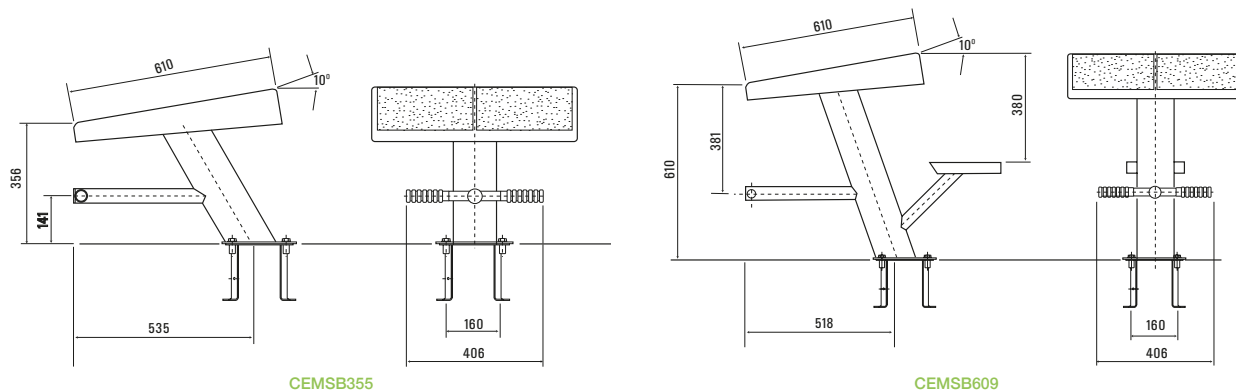
#### Starting Blocks - Fixed - 609mm High

<b>D CEMSB609</b>	Fixed starting blocks 609mm high for level deck pools - includes fixings
-------------------	--



CEMSB355

CEMSB609



CEMSB355

CEMSB609

### Turning Panels and Indicators

- Frame in stainless steel AISI-316, with plastic lattice screen
- Supports – For use with anchors CEMLA43 and CEMIA43 (not included) See page 113
- Indicate dimension 'L' and overflow details when ordering

#### Turning Panels

<b>D CEMTP20</b>	Turning panels - 2.0m lane width
<b>D CEMTP25</b>	Turning panels - 2.5m lane width



Turning Panel

#### Support for Turning Panels

<b>D CEMSTP</b>	Support for turning panels
-----------------	----------------------------

#### Back Stroke Turn Indicator

<b>D CEMBSP</b>	Back stroke turn indicator. Consists of 4 no 316 Stainless steel posts. 1.8m height. For use with anchorings CEMLA43 and CEMIA43 (not included)
<b>D CEMBS125</b>	Back stroke turn indicators - 12.5m length
<b>D CEMBS21</b>	Back stroke turn indicators - 21m length



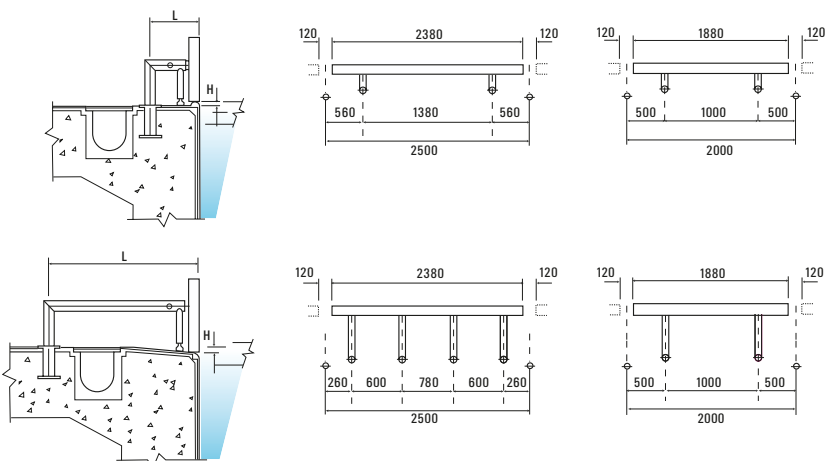
Back stroke turn indicator

#### False Start Indicators

<b>D CEMFSP</b>	False start indicator posts. (One pulley/quick release). Consists of 2 no 316 S/S posts. 1.8m height. For use with anchorings CEMLA43 and CEMIA43 (not included).
<b>D CEMFS125</b>	False start indicators - 12.5m length
<b>D CEMFS21</b>	False start indicators - 21m length



False start indicator



Installation Type A. Position of fixings when dimension 'L' is over 500mm





## Float Lines

### Anti-Wave Float Lines

D	CEMFLE25	25m float line 4"
D	CEMFLE50	50m float line 4"
D	CEMFL110SBR	Float Line Spacer Ball Red
D	CEMFL110SR	110mm Anti Wave Spare Float Red
D	CEMFL110SW	110mm Anti Wave Spare Float White

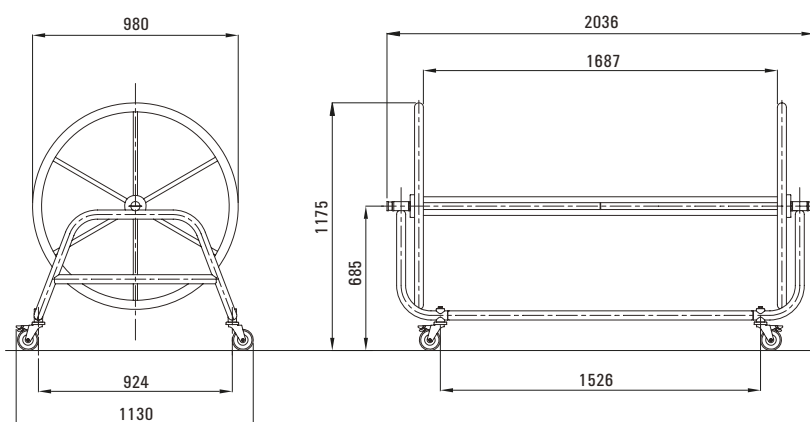
Fully bespoke options in other colours and lengths are available.  
Please contact us for more information.

### Float Lines Accessories

D	CEMFLS	Float line support
D	CEMRT	Float line ratchet tensioner

### Float Line Roller


D	CEMR18/1	Float line roller 1.8m
---	----------	------------------------



CEMFLS  
Float Line Support



CEMRT  
Line ratchet tensioner



CEMR18/1 Float Line Roller  
In stainless steel AISI-304  
Capacity 6 x 25m or 3 x 50m float lines

### Level Anchor Fixing - Dia 43mm

D	CEMLA43	Level anchor fixing
---	---------	---------------------

### Inclined Anchor Fixing - Dia 43mm

D	CEMIA43	Inclined anchor fixing
---	---------	------------------------

### Cup Anchor Fixing

B	CK44	Chrome/brass cupanchor with bar
---	------	---------------------------------



CEMLA43

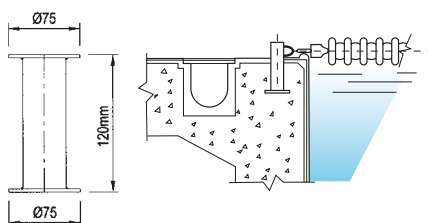


CEMIA43



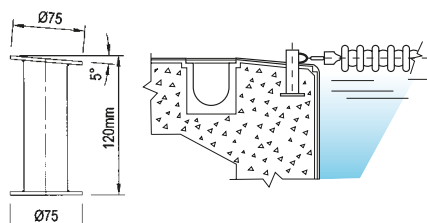
CK44

### Level Anchor Fixing - Dia 43mm




Level Anchor Installation  
CEMLA43 – Level Anchor  
CEMFLS – Float Line Support

### Inclined Anchor Fixing - Dia 43mm



Inclined Anchor Installation (50° Angle)  
CEMLA43 – Level Anchor  
CEMFLS – Float Line Support

### CK44 Cup Anchor Fixing



## Portable Aquatic Lift



The unique versatility of the PAL2 (Portable Aquatic Lift) makes it the ideal solution to the problem of access for the disabled or the infirm. It has a lifting capacity of 300lb (136kg). Just roll the PAL2 to the edge of the pool, lock the wheels, set the stabilisers and it's ready for use.

It incorporates two powerful 24v actuators which means that the PAL2 can be operated by either the attendant or the user on his or her own.

A 24v re-chargeable battery ensures that the PAL2 will work when and where you want it to. Made from corrosion resistant materials and coatings.

### Portable Aquatic Lift (PAL)

<b>H</b>	<b>PAL2</b>	PAL2 portable aquatic lift
----------	-------------	----------------------------



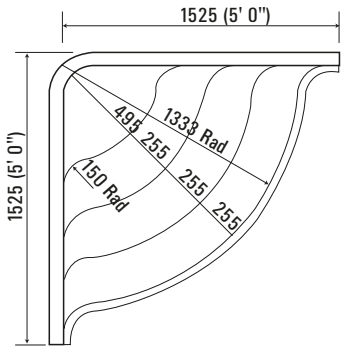
## Walk In Step Units/Roman Ends



### Corner Step Units - Fibreglass

<b>E</b>		Corner step unit - standard
<b>E</b>	<b>CLCS/RFT</b>	Corner Step Unit - c/w recess for tileband
<b>E</b>	<b>CLCS/F</b>	Corner step unit - standard foam backed
<b>E</b>	<b>CLCS/RFT/F</b>	Corner Step Unit - c/w recess for tileband foam backed

### Corner Step Units



Special Order, please call us for availability.





## Diving Boards

The Frontier III Residential Diving Board is intended for use on residential pools. It features a high-grade, slip resistant sand tread for maximum safety and comes in 6', 8' and 10' lengths. The Flyte Deck II's sleek appearance and strong construction make it the best selling stand!

- Durable, scratch resistant acrylic ensures that you will get years of use out of the board
- Comes with an instructional diving video to promote safety when diving into your pool
- All Frontier Diving Boards come with White Flyte Deck Stands as standard
- Other colours are available. Please contact us for more information.

Some stock of white 6' and 8' diving boards held at Certikin. Please check before quoting lead times to your customer. All others available to order - please call for lead time.

### Frontier III Diving Boards - c/w White Flyte Deck II Stands

E	75747	6ft White Frontier III Diving Board + Flyte Deck Stand
E	75748	8ft White Frontier III Diving Board + Flyte Deck Stand
E	75749	10ft White Frontier III Diving Board + Flyte Deck Stand

### Installation Criteria

In the interests of safety, the recommended SPATA guidelines and standards should be followed.

Reference to the 'Cage of Safety' is an area of water of sufficient size and depth within the deep end of a pool of various dimensions that allows normal deck level diving with safety.

Irrespective of the shape or profile of the pool, the 'Cage of Safety' shall be maintained.

See SPATA standards. Tel +44 (0)1264 356210 for a copy.






NEW

## Ledge Lounger Pool and Outdoor Furniture

124  
Poolside



Transform your outdoor space with our premium poolside furniture collection





**NEW**


## Ledge Lounger Pool and Outdoor Furniture



### Create a luxurious escape

Whether you are poolside or beachside, at a 5-star resort, or relaxing on your own patio, we believe the perfect day is spent outside. Our products are designed to create perfect outdoor spaces for entertaining and relaxation.

Featuring classic outdoor furniture pieces, stylish, convenience-adding accessories, and our signature in-pool furniture for in water use, all Ledge Lounger products are made of high quality materials and designed to withstand the elements, so you can relax with peace of mind and enjoy the amenities of the outdoors all year round.



### Ledge Lounger Pool and Outdoor Furniture

<b>G</b>	<b>LLSG-C-WH</b>	Chaise - White
<b>G</b>	<b>LLSG-C-SH-FR-W</b>	Chaise Sun Canopy - White
<b>G</b>	<b>LLSGCPSTD4634W</b>	Headrest Pillow - White
<b>G</b>	<b>LLSGCPSTD4630G</b>	Headrest Pillow - Caday Grey
<b>G</b>	<b>LLSG-ST-22LH-W</b>	Ice Bin Side Table - no hole
<b>G</b>	<b>LLSGST22LONHW</b>	Ice Bin Side Table - hole
<b>G</b>	<b>LLLZ-P-BOJ</b>	Laze Pillow - Bold Jungle
<b>G</b>	<b>LLLZ-P-SSU</b>	Laze Pillow - Sunnyside Up
<b>G</b>	<b>LLSG-BS-42-W</b>	High Bar Stool - White

NEW

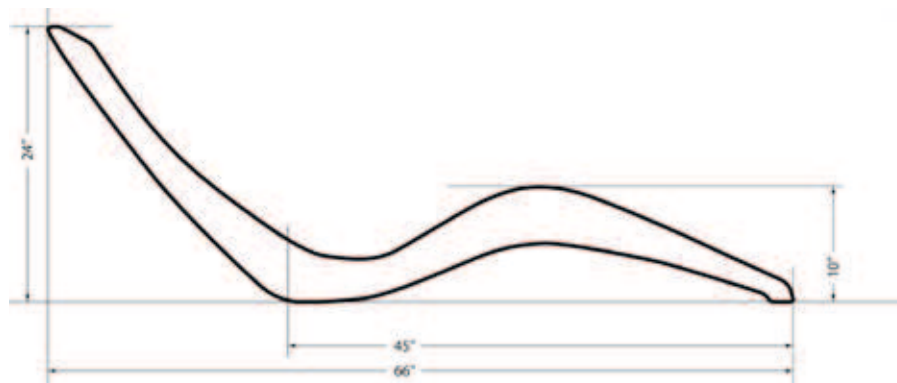
## Ledge Lounger Pool and Outdoor Furniture



### AQUA Collection

G	LLAQ-AO-CL-CW	Chaise - Classic White
G	LLAQ-AO-ST-CW	Table - Small - Classic White
G	LLAQ-AO-STL-CW	Table - Large - Classic White
G	LLAQ-AO-CP-WTW	Headrest pillow - Natural
G	LLAQ-AO-CR-WT	Chaise Riser - White
G	LLAQ-AOU65SQWT	Umbrella 6.5 SQ FT - White

Other products from the Ledge range available. Please contact us for more information.



## HDPE Products



### Certikin Commercial HDPE Gratin, any colour, any shape, any size...

Certikin's High Density Polyethylene (HDPE) grating can be made to suit any existing or new grating channel.

High impact strength. Comes in a variety of standard colours, white, blue, black, red and yellow. Available in an extensive colour palette which includes most RAL colours. High chemical resistance. UV stable and virtually unbreakable.

#### The details we need:

- Length + quantity in total
- Width
- Depth
- Profile
- Colour
- Any corners or unusual shapes

### Certikin Machined Plastic Products

Certikin can manufacture replacement and new items to suit:

- Level deck grille
- Grating
- Grating frame
- Main drain grille and frames
- Inlet covers
- Manhole covers
- Skimmer lids
- Skimmer face plates
- Steam diffusers
- Spa grating
- Poolside benching
- Steps
- Benches
- Coat hooks
- Storage racks

For pricing details, please contact us on 01993 777200.



Multi Rigid,  
Multi Strength

Single Spine

Double Spine

Flexi Grating




## Overflow Grating/Drainage Channel



### Overflow Grating - Standard - Single/Double Spine

C	HD106200-S1N	Overflow Grating 200mm wide x 20mm, single spine
C	HD106250-S1N	Overflow Grating 250mm wide x 20mm, single spine
C	HD106300-S1N	Overflow Grating 300mm wide x 20mm, single spine
C	HD106200-S2N	Overflow Grating 200mm wide x 20mm, double spine
C	HD106250-S2N	Overflow Grating 250mm wide x 20mm, double spine
C	HD106300-S2N	Overflow Grating 300mm wide x 20mm, double spine

Complies with domestic standards EN16582-1-2015 and 16713-2-2016


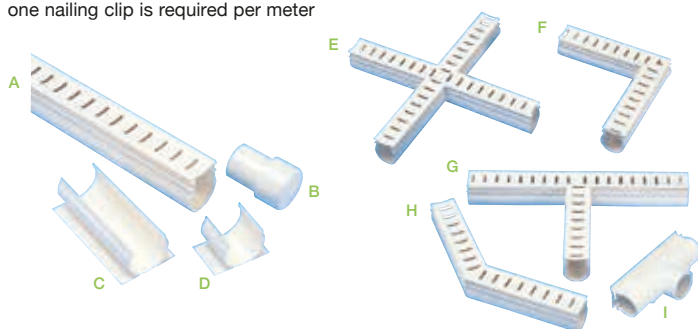


Standard - Single Spine

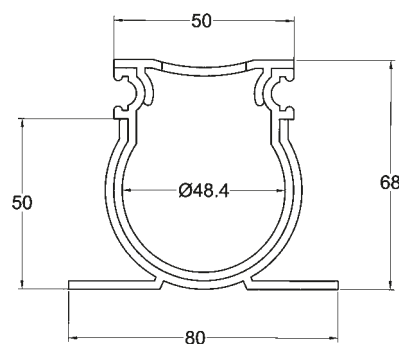
### Drainage Channel

D	DR4310P	Drainage Channel 3m (9' 10") Length (A)
D	DR4311P	Drainage Channel 90 Deg Elbow (F)
D	DR4312P	Drainage Channel Downspout 1.5" (I)
D	DR4313P	Drainage Channel Coupler (C)
D	DR4314P	Drainage Channel End Cap (B)
D	DR4315P	Drainage Channel Tee Piece (G)
D	DR4316P	Drainage Channel Cross Piece (E)
D	DR4317P	Drainage Channel 135 Degree Angle (H)
D	DR4319P	Drainage Channel Nailing Clip (D)
D	DR4320P	Drainage Channel Top Cover 3m (9' 10") Length
D	DR4321P	Drainage Channel Downspout 50mm

- Manufactured in rigid PVC with a removeable top section
- 68mm high x 50mm wide
- one nailing clip is required per meter



Standard - Double Spine



Pool Shell Finishes



Tile Adhesive / Grout

- A 20kg bag of Ardex X77 will cover approximately 11m<sup>2</sup> when using a 5mm x 500 square toothed and notched trowel. Ardex X77 is a cement-based tile adhesive specifically formulated to have enhanced properties of adhesion and flexibility for fixing fully vitrified tiles with low porosity, as well as glass and porcelain mosaics, without the need of an admixture

Tile Adhesive/Grout

E	GMWAD/20	Ardex X77 adhesive - white 20kg
---	----------	---------------------------------



Quick Reference	24' x 12'	28' x 12'	30' x 14'	36' x 16'	38' x 16'	40' x 20'
Approximate Interior Sq ft (Standard Hopper, 3' 6" Walls)	625	800	850	1000	1175	1450
Adhesive - Tileband per 22kg bag	1	1	1	1	1	1
Adhesive - Fully Tiled	10	13	14	17	20	24
Grout - Tileband per 11kg bag	1	1	1	1	1	1
Grout - Fully Tiled	4	5	5	6	7	8
Additive - Tileband per 1 litre	1	1	1	1	1	1
Additive - Fully Tiled	4	5	5	6	7	8







# WELLNESS, HEALTH & FEATURES

129  
Wellness,  
Health &  
Features

**NEW**

## BADU Swim Jet Systems



### Dive into endless swimming with BADU swim jet systems

Transform your pool into a limitless swimming paradise with a BADU swim jet system. Crafted in Germany with SPECK Pumpen's renowned BADU quality, these premium counter swim units deliver a seamless, turn-free swimming experience. Thanks to advanced propeller technology, they create a smooth, splash-free flow that mimics the sensation of swimming in open water.

The units are driven by an efficient permanent magnet motor which allows for an extremely quiet operation. For safety and peace of mind, all BADU swim jets have a large anti-entrapment cover which on the Turbo Pro is made of durable marine grade 316 stainless steel.

All panels have piezo buttons that can be used to control the power directly on the swim units, thus additional installation work is no longer necessary. Another benefit of the piezo buttons is that they light up in a colour corresponding to the selected power, so you can identify the current setting out of the seven different power levels during swimming. The Turbo and Turbo Pro models can also be controlled via the BADUConnect app which is free to download via both the App Store and Google Play. For the Turbo Light a remote control is available as an alternative option to control the unit.

### Customisable power for every swimmer

Whether you're looking for relaxation, a casual swim, or rigorous training, these units cater to all preferences and skill levels. With fully adjustable current settings, a BADU swim jet system is ideal for everyone — from families and hobby swimmers to competitive athletes.



# NEW BADU Swim Jet Systems



## BADUJET Turbo Pro

Take your swim to the next level with the BADUJET Turbo Pro - the ultimate in resistance swimming.

Pump flow rate of 150 – 350m³/h

Flow velocity of 1.80 – 4.10 m/s

### BADUJET Turbo Pro

E	BAD5100000	Standard assembly kit (design 1)
E	BAD5120000	Standard assembly kit (design 2)
E	BAD5200000	Drive set with 10m cable
E	BAD5200001	Drive set with 25m cable
E	BAD5200002	Drive set with 45m cable
E	BAD5000402	Additional kit for wall thickness 8-17mm
E	BAD5000403	Additional kit for wall thickness 18-27mm



## BADUJET Turbo

All the benefits of the BADUJET Turbo Pro, but in a smaller, more manageable package.

Pump flow rate of 125 – 245m³/h

Flow velocity of 1.50 – 3.00 m/s

### BADUJET Turbo

E	BAD8100000	Standard Assembly kit (design 1)
E	BAD8120000	Standard Assembly kit (design 2)
E	BAD8200001	Drive set with 10m cable
E	BAD8200002	Drive set with 25m cable
E	BAD8200003	Drive set with 45m cable
E	BAD8000406	Additional kit for wall thickness 8-17mm
E	BAD8000407	Additional kit for wall thickness 18-27mm



## BADUJET Turbo Light

A more affordable unit allowing all pool owners to experience the feeling of open water swimming.

Pump flow rate of 90 – 200m³/h

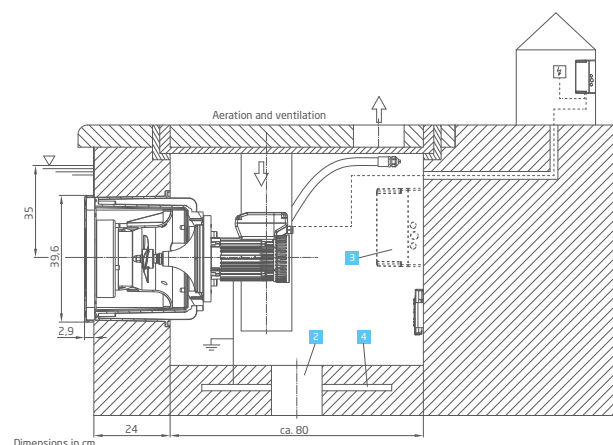
Flow velocity of 1.10 – 2.40 m/s

### BADUJET Turbo Light

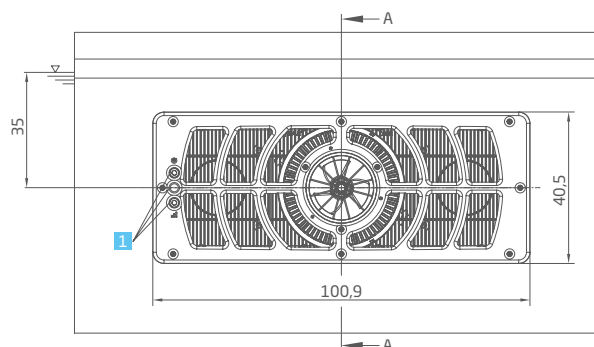
E	BAD8300000	Badujet Light complete - assembly kit & drive set with 10m cable
E	BAD5000402	Additional kit for wall thickness 8-17mm
E	BAD5000403	Additional kit for wall thickness 18-27mm



## Recommended installation example



Dimensions in cm



Detailed dimensions available on request or at badu.de

- 1 Piezo buttons
- 2 Floor drainage
- 3 Control box
- 4 Earthing strap

### BADUJET Turbo Light



## Endless Pools Fastlane - Counter Current Unit



The Fastlane Swimming Machine produces a smooth, quiet, powerful current that's perfect for any pool and has a top speed of 1min 10sec for 100m. Now you can turn any pool into an Endless Pool!

- Highest quality swim current
- Fun for the entire family
- Simple to use, economical to run
- Low impact exercise
- Deck mount for existing pools
- Wall mount for new construction
- Easy installation & maintenance
- Fits anywhere
- Swim without turning
- Kid endorsed



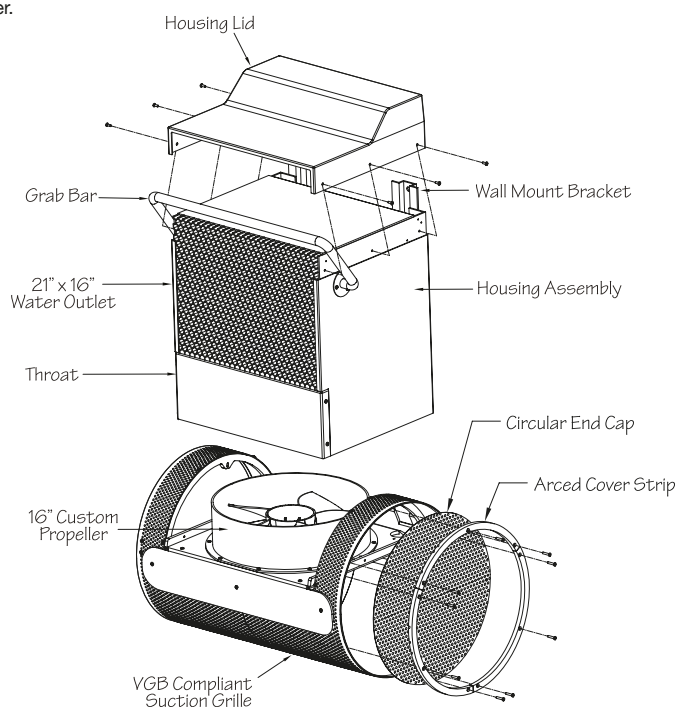
### Endless Pools Fastlane Units

H	EPFLW/SL/NT	Fastlane Pro unit - in wall - for new builds or renovations - silver acrylic - no wall brackets
H	EPFLW/SB/NT	Fastlane Pro unit - in wall - for new build or renovations - sapphire blue - no wall brackets
H	EPFL/SL/NT	Fastlane Pro unit - deck mount - for existing pools - silver acrylic
H	EPFL/SB/NT	Fastlane Pro unit - deck mount - for existing pools - sapphire blue
H	EPFL7	Fastlane floor mirror
H	EPFL9	Fastlane swim pace LED display - EP1
H	EPFL9/EP3	Fastlane swim pace LED display - EP3
H	EPFL19	Fastlane Fit@Home APP and PCB kit (only suitable for EP3 power unit)
H	EPFL3/BC	Wall bracket for concrete pools
H	EPFL3/BL	Wall bracket for liner pools



Please note, Fast Lanes in Sapphire Blue are available to order and may have a longer lead time. Please check with Certikin before placing your order.

Top Speed	1:14/100 m
Power Source	230 volts, 50 Hz, 32 Amp 'C' rated fuse
Current Type	Propeller-generated
Water Outlet	21"x15", shock resistant, hexagonal, ABS grill
Horsepower	5 hp
Finishes	Platinum or Sapphire
Control	Water-resistant Remote or App
Endless Pools Fit@Home compatibility	Yes
Uses	All-level swimming, exercise, family fun, relaxation
Installation Options	Wall or deck mount
Warranty	2 years



## Advanced workout options for your Fastlane Pro and/or Hydrostride

Add the Endless Pools Fit@Home® App to take workouts to the next level.

The app lets customers control the Fastlane Pro or Hydrostride from any smart device. Change the speed and duration, use it as an easy-to-read display, or program advanced, multispeed 'interval' workouts.

For app compatibility, the Fit@Home kit must be ordered with the Fastlane Pro or Hydrostride to enable WiFi-compatibility.





## Endless Pools Hydrostride Units



Adjusting from a 2.2km/h water walk to a challenging 6.6km/h water run, the Hydrostride lets pool owners enjoy the benefits of low-impact aquatic exercise from the convenience of home. Customers choose our underwater treadmill for weight loss, cross training, recovery, and rehabilitation.

In cases where slower walking pace is required, for example physiotherapy and rehabilitation, an additional oil cooler is required (EPFLHS/OC). When installed, the Hydrostride will be capable of speeds as low as 1.3km/h (0.81mph).

Olympic triathletes Alistair and Jonny Brownlee use an Endless Pools Underwater Treadmill to increase their run mileage and recover from injury.

### Flexible installation


The Hydrostride is designed for installation in new pools or during major renovations. It can be installed on any flat surface where the pool floor and wall meet at, or close to, a 90-degree angle. You can tailor the location based on the customer's height; we recommend positioning the treadmill for approximately chest-deep water.

### Endless Pools Hydrostride Units

H	EPFLHS/SL	Endless Pools Hydrostride Silver
H	EPFLHS/SB	Endless Pools Hydrostride Sapphire Blue
H	EPFLHS/OC	Oil cooler for Endless Pools Hydrostride

Available to order, please check lead time with Certikin before placing your order.

Top Speed	8 km/h
Power Source	230 volts, 50 Hz, 32 Amp 'C' rated fuse
Current Type	n/a
Water Outlet	n/a
Horsepower	5 hp
Finishes	Platinum or Sapphire, Black belt
Control	Water-resistant Remote or App
Endless Pools Fit@Home compatibility	Yes
Uses	Water walking, jogging, and running
Installation Options	New construction or refurbishment
Warranty	2 years



## Certikin Counter Current Units



Discover a new way to enjoy your pool and exercise at the same time! The Certikin Counter Current system is especially designed with small private pools in mind. With a Counter Current installed in your pool you can swim as far as you like, for as long as you like.

The system is equipped with a 3HP pump to create a counter-stream of water which allows you to swim on the spot. The directional inlet allows a 15-degree inclination in any direction and also features an adjustable air/water mixer for a relaxing bubble massage effect.

### What's included

- Faceplate assembly & housing with jet
- On/off controls
- 3 HP pump (1 or 3 phase) with connection accessories (2 x elbows, 2 x valves - pipework not included)
- Control box to activate the pump via the controls on the faceplate
- Air suction connection Ø20mm - includes air button Ø2 x 3.5 with flexible pipe (Ø2 x 3.5)
- Includes directional inlet Ø41mm, which allows a maximum of 15 degrees as well as water and air regulation

### Specifications

- Flow Qmax - 40m³/h
- Water return connection - Ø 90mm
- Water impulsion connection - Ø 75mm

The pump should be installed as close as possible to the pool for maximum performance (within IEE regulations).

Please select 1 item from each of the following sections:

A – Faceplate assembly & housing, B – Pump kit, C – Control box

### A - Faceplate Assembly & Housing

E	SFBC	Concrete pools
E	SFBPF	Liner pools (includes gaskets, fittings and screws)
E	SFBL	Prefabricated pools (inc gaskets, fittings and screws)

Kits Include: Faceplate assembly with nozzle on/off button, and housing assembly.

### B - Pump Kit

E	P3HPK-M	Pump 1 Phase
E	P3HPK-T	Pump 3 Phase

Kits Include: Pump, 2 x Elbows, 2 x Valves. Pipe excluded.

### C - Control Box

E	CBCC-M	Electrical control box - single phase
E	CBCC-T	Electrical control box - three phase

The control panel activates the pump via the on/off button on the faceplate and assembly.



## Fluvo X-Jet High Power Counter Current



### A unique concept in powerful counter current swimming

The wide area output flow creates a uniform current around the entire body, just like a wave in the ocean. The unique advantage of X-Jet is that swimming against a counter current is no longer directed at a single point, but is experienced across the full width of the body. The control is done through touch sensitive buttons to switch 1 or 2 pumps on and off.

Due to the extremely flat construction, with a height of only 25 mm, the X-jet can also be effectively installed in smaller pools. The system includes two certified secur 40 suction niches according to DIN 13451. This guarantees maximum safety in your pool.

#### Installation Kits (Niches)

H	FL98450	X-Jet Installation kit for concrete or liner pools
H	FL97801	X-Jet Secur 40 suction installation kit for concrete or liner pools - 2 required per system

#### Adaptor Kits (Face Plates)

H	FL98470	X-Jet Adaptor kit for concrete tile pools
H	FL97811	Secur 40 suction Adaptor kit for concrete tile pools - 2 required per system
H	FL98472	X-Jet Adaptor kit for concrete liner pools
H	FL97812	Secur 40 suction Adaptor kit for concrete liner pools - 2 required per system

#### X-Jets Motor Kits

H	FL98490	Complete Motor kit for X-Jet Fluvo - Includes: 2 x 2.2kw, 2900rpm, single phase motors, 2 x control boxes with converter and pipework manifold for X-Jet and secur 40 suction.
H	FL98350	5.5kW 3 Phase Motor Kit - c/w Frequency Converter

**Please note:** If you intend to mount the Fluvo motor in a pit, please observe the manufacturer's recommendations regarding drainage and ventilation.

Please contact us for advice regarding positioning of the two Secur 40 suction grilles to ensure optimum performance from the X-Jet system.

More powerful systems are available. Please contact us for details.

Specifications	Single Phase	Three Phase
Power	2 x 2.2kW	5.5kW
Flow	70m³/hr	80m³/hr
Flow Velocity at the nozzle	6.5m/s	7.4m/s
Control	Pressure sensitive	Pressure sensitive
Flow Regulation:	2 stage	6 stages



Single phase only



## Fluvo XANAS



### The natural spring in the pool

XANAS® is an award-winning counter current system that combines modern design with maximum operating comfort. It is characterised by an extra-flat design with an integrated suction through a brushed stainless or ABS drop-shaped grill for an optimum flow.

It can be specified with rotary knobs in single or three-phase, with the latter having the option of pressure sensitive switches. The maximum flow rates available are between 42m³/h and 72m³/h giving you the option of a gentle breaststroke or a vigorous freestyle. All units have piezo on/off switches.

Please select x1 Installation Kit, x1 Adaptor Kit & x1 Motor Kit from the following sections:

### Rotary

#### XANAS With Rotary Controls - Installation Kits

D	FL98595	Xanas installation kit for liner pools
D	FL98555	Xanas Installation kit for concrete pools
D	FL98554	Xanas Installation kit for one-piece pools

#### Adaptor Kits (Face Plates)

D	FL98560	Xanas ABS White adaptor kit for concrete and tiled pools & one piece pools
D	FL98581	Xanas ABS Anthracite adaptor kit for concrete and tiled pools & one piece pools
D	FL98564	Xanas Brushed Stainless Steel adaptor kit for concrete and tiled pools
D	FL98561	Xanas ABS White adaptor kit for liner pools
D	FL98582	Xanas ABS Anthracite adaptor kit for liner pools
D	FL98565	Xanas Brushed Stainless Steel adaptor kit for liner pools
D	FL98577	Xanas Brushed Stainless Steel adaptor kit for one piece pools

#### Motor Kits

D	FL98599	Xanas 2.2kw 230v pump kit 54m³/hr
D	FL98366D	Xanas 3.0kw 400v 3 phase pump kit 60m³/hr
D	FL98426	Xanas 4.0kw 400v 3 phase pump kit 72m³/hr

### 3 Phase Only

#### XANAS With Piezo Variable Speed Control - Installation Kits - 3 Phase Only

D	FL98595	Xanas installation kit for liner pools
D	FL98555	Xanas Installation kit for concrete pools
D	FL98554	Xanas Installation kit for one-piece pools

#### Adaptor Kits (Face Plates) for Xanas Pressure Sensitive - 3 Phase Only

D	FL98562	Xanas ABS White adaptor kit for concrete and tiled pools & one piece pools
D	FL98583	Xanas ABS Anthracite adaptor kit for concrete and tiled pools & one piece pools
D	FL98566	Xanas Brushed Stainless Steel adaptor kit for concrete and tiled pools
D	FL98563	Xanas ABS White adaptor kit for liner pools
D	FL98545	Xanas Q-Line Brushed Stainless Steel adaptor kit for concrete and tiled pools
D	FL98546	Xanas Q-Line Brushed Stainless Steel adaptor kit for liner pools
D	FL98544	Xanas Q-Line Brushed Stainless Steel adaptor kit for one piece pools


#### Motor Kits Including Frequency Converter

D	FL98367D	Xanas 3.0kw 400v 3 phase pump kit 60m³/hr
D	FL98392	Xanas 4.0kw 400v 3 phase pump kit 72m³/hr

Please note: If you intend to mount the Fluvo motor in a pit, please observe the manufacturer's recommendations regarding drainage and ventilation.



Installation Kit



Anthracite



White



Brushed Stainless Steel

Polished Stainless Steel  
available on request



Q-Line Brushed  
Stainless Steel



**XANAS®**



## Fluvo Domestic Counter Current Units



### What is a Fluvo?

Get fit by swimming against the current! Designed for private swimming pools, the Rondo counter current unit comes with separate rotary buttons for the air and water adjustment to provide the desired setting.

Fluvo Kit consists of the motor, switchgear cabinet, installation kit and the faceplate.



Please note: If you intend to mount the Fluvo motor in a pit, please observe the manufacturer's recommendations regarding drainage and ventilation.

### CG700 Installation Kits (Niches)

D	FLCG700RIL	CG700 installation kit for concrete tile or liner pools
D	FLCG700RIW	CG700 installation kit for panel pools
D	FLCG700RIP	CG700 installation kit for one-piece pools

### CG700 Adaptor (Face Plates)

D	FLAD02GRL	CG700 plastic adaptor kit for concrete tile, liner pools
D	FLAD02GRT	CG700 plastic adaptor kit for panel; one-piece pools
D	FLAD02GRLSS	CG700 Stainless steel adaptor kit for concrete tile, liner pools
D	FLAD02RPSS	CG700 Stainless steel adaptor kit for one-piece pools
D	FLAD02GRTSS	CG700 Stainless steel adaptor kit for panel liner pools

### CG700 Motor Kits

D	FL98682	CG700 C2G rondo pump 2.2 kW 1ph 54 m³/h
D	FL98522	CG700 C2G rondo pump 2.2 kW 3ph 54 m³/h

### Optional Extras

D	SPFLS60	Circular hand grip for liner pools - old style
D	SPFLS60A	Fluvo circular hand grip Rondo face plate
D	SPFLS58	Hand grips for concrete pools per pair
D	SPFLS59	Impulse massage hose c/w rotary jets



SPFLS59

### C2 Installation Kits (Niches)

D	FLIK2CL	C2 installation kit for concrete, tile or liner pools
D	FLIK2PR	C2 installation kit for one-piece pools

### C2 Adaptor (Face Plates)

D	FLAD02RL	C2 plastic adaptor kit for concrete block liner pools
D	FLAD02GRT	C2 plastic adaptor kit for tile, panel or one-piece pools
D	FLAD02RLSS	C2 Stainless steel adaptor kit for concrete block & liner pools
D	FLAD02RPSS	C2 Stainless steel adaptor kit for panel liner or one-piece pools
D	FLAD02GRTSS	C2 Stainless steel adaptor kit for tile, panel or one-piece pools

### C2 Motor Kits

D	FLB02R	C2 1.9kW 230V motor kit
D	FLB02R/3	C2 1.9kW 415V (3 phase) motor kit

### Cobra Water Curtain - Carbon Fibre Construction

H	FL91533	Cobra installation kit - concrete/tile pools
H	FL91860	Cobra rio water curtain in carbon fibre - assembly kit
H	FL93749	Cobra water curtain air switch button - concrete/tile
H	FL91539	Cobra water curtain suction grille - 2 required per unit
H	FL91538	Cobra water curtain suction installation kit -concrete/tile - 2 required per unit
H	FL93748	Air Switch installation kit



C2 Rondo



Cobra Water Curtain



## Fluvo Massage Jets



### Guide to selecting Massage Jets:

STEP 1: Installation Kit

STEP 2: Finishing Kit

STEP 3: Pump/Blower

STEP 4: Air Switch

STEP 5: Suction

For steps 3, 4 and 5 please see page 138

#### STEP 1 - Installation Kits

H	<b>FL93044</b>	Installation kit- concrete/tile & liner (63mm x 25mm) ABS and PVC
H	<b>FL92921</b>	Wall/Floor installation kit for concrete/tile & liner pools (63mm/25mm) Bronze

#### STEP 2 - Finishing Kit - Concrete Tile Pool

H	<b>FL93483</b>	Massage Nozzle for FL93044/FL92921 - Round - ABS15m <sup>3</sup> /hr - Comfort hr - 20m <sup>3</sup> /hr - concrete tile
H	<b>FL98383</b>	Massage Nozzle for FL93044/FL92921 - Round - S/Steel. Comfort hr - 20m <sup>3</sup> /hr - concrete tile
H	<b>FL98933</b>	Massage Nozzle for FL93044/FL92921 - Square - S/Steel. Comfort Q line hr - 20m <sup>3</sup> /hr - concrete tile
H	<b>FL93480</b>	Massage Nozzle for FL93044/FL92921 - Round - ABS15m <sup>3</sup> /hr - Balance hr - 12m <sup>3</sup> /hr - concrete tile
H	<b>FL98380</b>	Massage Nozzle for FL93044/FL92921 - Round - S/Steel. Balance hr - 12m <sup>3</sup> /hr - concrete tile
H	<b>FL98768Q</b>	Massage Nozzle for FL93044/FL92921 - Square - S/Steel. Balance Q line hr - 12m <sup>3</sup> /hr - concrete tile
H	<b>FL92810</b>	Massage Nozzle for FL93044/FL92921 - Round - ABS15m <sup>3</sup> /hr - Compact Comfort hr - 20m <sup>3</sup> /hr - concrete tile
H	<b>FL94099</b>	Massage Nozzle for FL93044/FL92921 - Round - S/Steel. Compact Comfort hr - 20m <sup>3</sup> /hr - concrete tile
H	<b>FL94339</b>	Massage Nozzle for FL93044/FL92921 - Round - ABS15m <sup>3</sup> /hr - Compact Balance hr - 12m <sup>3</sup> /hr - concrete tile
H	<b>FL94098</b>	Massage Nozzle for FL93044/FL92921 - Round - S/Steel. Compact Balance hr - 12m <sup>3</sup> /hr - concrete tile



FL93483



FL98383



FL98933



FL98768Q



FL92810



FL94099

#### STEP 2 - Finishing Kit - Liner Pool

H	<b>FL93484</b>	Massage Nozzle for FL93044/FL92921 - Round - ABS15m <sup>3</sup> /hr - Comfort hr - 20m <sup>3</sup> /hr - Liner pool
H	<b>FL93495</b>	Massage Nozzle for FL93044/FL92921 - Round - S/Steel. Comfort hr - 20m <sup>3</sup> /hr - Liner pool
H	<b>FL98773Q</b>	Massage Nozzle for FL93044/FL92921 - Square - S/Steel. Comfort Q line hr - 20m <sup>3</sup> /hr - Liner pool
H	<b>FL93481</b>	Massage Nozzle for FL93044/FL92921 - Round - ABS15m <sup>3</sup> /hr - Balance hr - 12m <sup>3</sup> /hr - Liner pool
H	<b>FL98893</b>	Massage Nozzle for FL93044/FL92921 - Round - S/Steel. Balance hr - 12m <sup>3</sup> /hr - Liner pool
H	<b>FL98772Q</b>	Massage Nozzle for FL93044/FL92921 - Square - S/Steel. Balance Q line hr - 12m <sup>3</sup> /hr - Liner pool
H	<b>FL92811</b>	Massage Nozzle for FL93044/FL92921 - Round - ABS15m <sup>3</sup> /hr - Compact Comfort hr - 20m <sup>3</sup> /hr - Liner pool
H	<b>FL94123</b>	Massage Nozzle for FL93044/FL92921 - Round - S/Steel. Compact Comfort hr - 20m <sup>3</sup> /hr - Liner pool
H	<b>FL94340</b>	Massage Nozzle for FL93044/FL92921 - Round - ABS15m <sup>3</sup> /hr - Compact Balance hr - 12m <sup>3</sup> /hr - Liner pool
H	<b>FL94121</b>	Massage Nozzle for FL93044/FL92921 - Round - S/Steel. Compact Balance hr - 12m <sup>3</sup> /hr - Liner pool



#### STEP 2 - Additional Options

H	<b>FL92820</b>	Counter current nozzle for FL92921 ABS - 48m <sup>3</sup> /hr - concrete tile
H	<b>FL94095A</b>	Counter current nozzle for FL92921 Stainless steel - 48m <sup>3</sup> /hr - concrete tile
H	<b>FL92821</b>	Counter current nozzle for FL92921 ABS - 48m <sup>3</sup> /hr - concrete liner
H	<b>FL94040</b>	Counter current nozzle for FL92921 Stainless steel - 48m <sup>3</sup> /hr - concrete liner



FL92820



FL94095A

## Fluvo Water Features



### Guide to selecting Massage Jets:

STEP 1: Installation Kit

STEP 2: Finishing Kit

STEP 3: Pump/Blower

STEP 4: Air Switch

STEP 5: Suction

For steps 3, 4 and 5 please see page 138

#### STEP 1 - Installation Kits

H	FL91533	Installation Kit for Curtains/Cannons (63mm)
---	---------	--

#### STEP 2 - Finishing Kit

H	FL91860	Cobra Water Curtain White Carbon
H	FL91869	Cobra Water Curtain Black Carbon
H	FL92618	Cobra Curtain 30m³/hr - 800mm (H) x 500mm (W)
H	FL94211	Cobra Curtain Midi 24m³/hr - 600mm (H) x 375mm (W)
H	FL91791	Cobra Curtain Mini 20m³/hr - 400mm (H) x 250mm (W)
H	FL94459	Bell Jet 30m³/hr - 40m³/hr - 800mm (H)
H	FL94460	Flat Jet 30m³/hr - 40m³/hr - 800mm (H) x 100mm mouth
H	FL94461	High Jet 30m³/hr - 40m³/hr - 800mm (H) x 100mm mouth
H	FL94462	Tri Jet 30m³/hr - 40m³/hr - 800mm (H)
H	FL93249	Python Jet 24m³/hr - 800mm (H) x 500mm (W)



FL91533



FL91860



FL91869



FL92618



FL93249



FL94459



FL94460



FL94461



FL94462





## Fluvo Air Pads & Air Loungers



### Guide to selecting Massage Jets:

STEP 1: Installation Kit

STEP 2: Finishing Kit

STEP 3: Pump/Blower

STEP 4: Air Switch

For steps 3, and 4 please see page 138

#### STEP 1 - Installation Kits


H	FL93937	Installation kit for concrete/tile (40mm) for 250mm x 500mm Air Pad
H	FL93938	Installation kit for concrete/liner (40mm) for 250mm x 500mm Air Pad
H	FL91737	Installation kit for concrete/tile (40mm) for 300mm x 300mm Air Pad
H	FL91733	Installation kit for concrete/tile (40mm) for 400mm x 400mm Air Pad
H	FL91836	Installation kit for concrete/tile (40mm) for 500mm x 500mm Air Pad

#### STEP 2 - Finishing Kit


H	FL93939	Air Pad 250mm x 500mm ABS - concrete/tile 45m³/hr
H	FL91469	Air Pad 250mm x 500mm Stainless Steel - concrete/tile 45m³/hr
H	FL93950	Air Pad 250mm x 500mm ABS - concrete/liner 45m³/hr
H	FL93647	Air Pad 250mm x 500mm Stainless Steel - concrete/liner 45m³/hr
H	FL91735	Air Pad 300mm x 300mm Stainless Steel - concrete/tile 45m³/hr
H	FL91806	Air Pad 400mm x 400mm Stainless Steel - concrete/tile 60m³/hr
H	FL91837	Air Pad 500mm x 500mm Stainless Steel - concrete/tile 90m³/hr

#### STEP 1 & STEP 2 - Installation & Finishing Kit

H	FL91803	Single Air Lounger - concrete/tile 45m³/hr
H	FL91804	Double Air Lounger - concrete/tile 45m³/hr



Step 1



Step2



FL91804



## Fluvo Pumps/Blowers/Air Switches/Suctions



### STEP 3 - Pumps


D	FL98682	2.2kW 230V 1 Phase Pump 54m³/hr inc Pneumatic box
H	FL94445	1.5kW 400V 3 Phase Pump 42m³/hr inc Pneumatic box
H	FL98512	2.2 kW 3 phase pump 54 m³/h incl control panel
H	FL98261D	3.0kW 400V 3 Phase Pump 60m³/hr inc Pneumatic box

### STEP 3 - Air Blower

H	FL95112	1.3kW 400V 3 Phase Air Blower 45m³/hr
H	FL95475A	1.3 kW 3 Phase Air Blower 105m³/hr
H	FL93661	2.1kW 400V 3 Phase Air Blower 135m³/hr
H	FL91599	3.0kW 400V 3 Phase Air Blower 255m³/hr
H	FL89117	3.0 kW Switch Gear for Pneumatic and Piezo control for Fluvo Air Blower
H	FL89109NT	2.1 kW Switch Gear for Pneumatic and Piezo control for Fluvo Air Blower
H	FL89051	1.3 kW Switch Gear for Pneumatic and Piezo control for Fluvo Air Blower

### STEP 4 - Air Switches

H	FL93748	Air Switch Installation Kit
H	FL93749	Air Switch ABS concrete tile
H	FL93750	Air Switch ABS concrete liner
H	FL94420	Air Switch Stainless Steel concrete tile
H	FL93334	Air Switch Stainless Steel concrete liner



FL93748 Air Switch



FL93749



FL94420

### STEP 4 - Piezo/Air Switches

H	FL98443	Installation Kit for concrete tile/liner for Piezo Switch
H	FL98340	Piezo Touch Button Q-line for concrete tile
H	FL98366	Piezo Button Round for concrete tile
H	FL94600	Air Switch - ABS - Round - concrete tile
H	FL98600	Air Switch - S/Steel - Round - concrete tile
H	FL94700	Installation Kit for Round Air Switch concrete tile/liner



FL94600



FL91538



FL91539

### STEP 5 - Suction

H	FL91538	Installation - Suction Kit - concrete tile/liner (110mm)
H	FL91539	Suction Grille - ABS - concrete tile - 30m³/hr
H	FL91561	Suction Grille - ABS - concrete liner - 30m³/hr
H	FL92330	Suction Grille - S/S - concrete tile - 30m³/hr
H	FL94127	Suction Grille - S/S - concrete liner - 30m³/hr

Larger Grilles are available for multiple features.  
Please contact us on 01993 777200.

#### Suction Grilles

All suction grilles that are capable of being connected to the full suction pressure of the pump system, must be connected to a minimum of two separate outlets at least 2 metres apart.



FL94446 Pump



FL93666 Air Blower




## VCI Waterfalls



### VCI Waterfalls

E	VCI300	Waterfall 300MM
E	VCI600	Waterfall 600MM
E	VCI900	Waterfall 900MM
E	VCI1200	Waterfall 1200MM

	Flow Rates
VCI300	50 l/min
VCI600	100 l/min
VCI900	150 l/min
VCI1200	200 l/min



## Special order and Bespoke Metal Features



Via Fluidra's specialist manufacturing facility Metalast, Certikin is pleased to offer bespoke metal wellness products. Where provided with a design, we can facilitate the build of unique wellness features tailored to the pool or spas requirements.


From Hydro-massage benching to neck massage features or from bespoke access ladders to air features, Certikin can offer a solution to meet your needs. Please contact us for details.



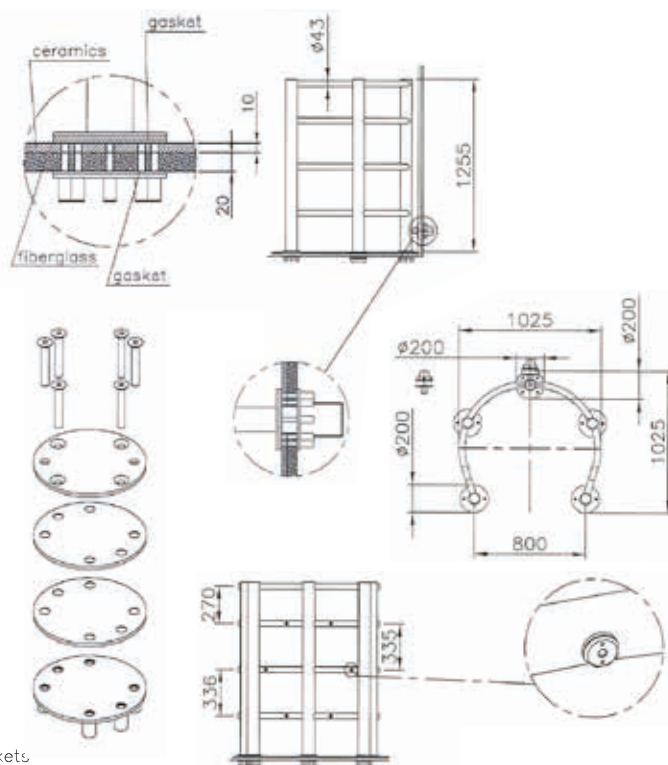
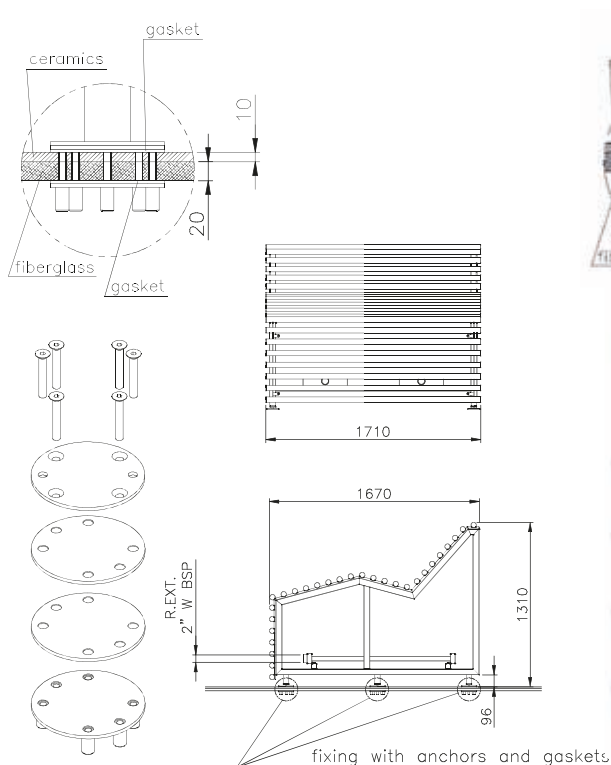

Air Cage (Stainless)



Neck Massage



Bespoke Hydro Massage Benching



Slides and Flumes, Water Features and Water Playgrounds







# CLEANING & MAINTENANCE


## Certikin Maintenance Equipment




### Vacuum Head - Concrete Pools

<b>B</b>	<b>HD70</b>	Flexvac 12" (300mm)
<b>B</b>	<b>HD70/10</b>	Flexvac 12" - Pack of 10
<b>E</b>	<b>BE18</b>	Bendervac 18" (450mm) vacuum head
<b>B</b>	<b>CVH19</b>	Certivac 19" (483mm) plastic vacuum head
<b>B</b>	<b>FA19</b>	Fairlocks 19" (483mm) Vacuum Head

Bulk Buy



HD70



CVH19



BE18



FA19

### Vacuum Head - Liner Pools

<b>C</b>	<b>HD70LN</b>	Certikin liner vacuum head
<b>C</b>	<b>HD70LN/6</b>	Certikin liner vacuum head - Pack of 6
<b>E</b>	<b>HD130</b>	Certikin semi-circle liner vacuum head

Bulk Buy



HD70LN



HD130

### Kornea

<b>A</b>	<b>HD103</b>	Certikin skimmer vacuum adaptor
----------	--------------	---------------------------------



HD103

### Pool Brushes

<b>C</b>	<b>HD66</b>	Certikin 18" (450mm) pool brush
<b>C</b>	<b>HD66/10</b>	Certikin 18" (450mm) pool brush - Pack of 10
<b>B</b>	<b>HD69</b>	Certikin 6" algae brush - fully adjustable head

Bulk Buy



HD66



HD69

### Accessories - Leaf Nets

<b>C</b>	<b>HD68N</b>	Certikin deep net -
<b>C</b>	<b>HD68N/10</b>	Certikin deep net - Box of 10
<b>B</b>	<b>HD67</b>	Certikin flat leaf net
<b>B</b>	<b>HD67/10</b>	Certikin flat leaf net - Box of 10

Bulk Buy



HD67

Bulk Buy



HD68N



## Certikin Maintenance Equipment



### Vacuum Hoses

B	CX6N	Certikin 1.5" (38mm) floating hose - 6m
B	CX9N	Certikin 1.5" (38mm) floating hose - 9m
B	CX12N	Certikin 1.5" (38mm) floating hose - 12m
B	CX15N	Certikin 1.5" (38mm) floating hose - 15m
B	CX18N	Certikin 1.5" (38mm) floating hose - 18m
B	CX25N	Certikin 1.5" (38mm) floating hose - 25m
D	FLX125/36	1.25" (32mm) 36m roll white vacuum hose, cuffed per 1.5m
D	FLX150/36	1.5" (38mm) 36m roll white vacuum hose, cuffed per 1.5m



### Vacuum Handles

B	CK48	Certikin 4'-8" (1.2-2.4m) telescopic handle
B	CK48/10	Certikin 4'-8" (1.2-2.4m) handles - pack of 10
B	CK612	Certikin 6'-12' (1.8-3.6m) telescopic handle
B	CK612/10	Certikin 6'-12' telescopic handles - pack of 10
B	CK816	Certikin 8'-16' (2.4-4.8m) telescopic handle
B	CK816/10	Certikin 8'-16' telescopic handles - pack of 10
B	CKC8N	Certikin 8' (2.4m) commercial handle - cannot be extended




### Pool Thermometers

C	CK82	Deluxe chrome/brass thermometer
---	------	---------------------------------



### Backwash Hoses - 38mm Diameter

E	BW100R	100' backwash hose deluxe (blue) 38mm diameter
E	BW050R	50' backwash hose deluxe (blue) 38mm diameter



### Certikin Maintenance Equipment Stand

H	DS1KITM	Certikin Maintenance Equipment Stand
---	---------	--------------------------------------

Available free of charge when supplied with an order of maintenance equipment to the value of £875.00 nett + VAT.

Please note: The design of stand is subject to change.




# Graphite Maintenance Equipment



## Vacuum Heads - Concrete Pools

<b>B</b>	<b>CVH19</b>	Certivac 19" (483mm) articulated plastic vac head
<b>E</b>	<b>CCMG115</b>	Graphite 9" flexible vac head with side brushes



CVH19



CCMG115

## Vacuum Heads - Liner Pools

<b>E</b>	<b>CCMG071</b>	Deluxe vacuum head with swivel (lead weighted)
<b>E</b>	<b>CCMG130</b>	Graphite see-through semi-circle vacuum head
<b>E</b>	<b>CCMG049</b>	Graphite standard liner vacuum head



CCMG071



CCMG130



CCMG049

## Pool Brushes

<b>E</b>	<b>CCMG81</b>	Graphite 10" wall brush
<b>E</b>	<b>CCMG51</b>	Graphite 18" wall brush aluminium - curved
<b>E</b>	<b>CCMG142</b>	Graphite algae brush



CCMG81



CCMG51



CCMG142

## Leaf Nets & Rakes

<b>E</b>	<b>CCMG118</b>	Graphite deep leaf rake
<b>E</b>	<b>CCMG117</b>	Graphite shallow leaf net



CCMG118



CCMG117

## Floating Dispenser

<b>A</b>	<b>CCMG119</b>	Graphite floating dispenser - 3" tablets (adjustable)
----------	----------------	---



CCMG119

## Vacuum Handles


<b>E</b>	<b>CCMG85</b>	6-12' telescopic handle
<b>E</b>	<b>CCMG84</b>	8-16' telescopic handle



CCMG84 / CCMG85

## Graphite Scoop Thermometer

<b>E</b>	<b>CCMG69</b>	Graphite scoop thermometer 10"
----------	---------------	--------------------------------



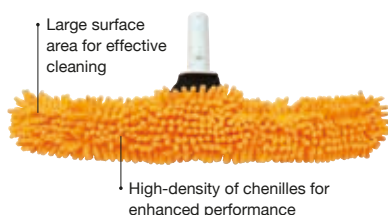
CCMG69

## Maintenance Equipment



A revolutionary microfibre pool broom specially designed for fibreglass, tiled and vinyl lined pools. Also ideal for cleaning glass fences, windows, pool covers and pool coping.

Aqua Fingers® makes cleaning smooth surface pools easier and quicker as more surface area is covered by its high-density microfibre chenille attachment, flexible body and curved underbelly. This ensures no nooks or crannies are missed. Simply click and clean for a sparkling pool.



### Aqua Fingers

E	<b>AQF01</b>	Aqua Fingers Pool Broom
E	<b>AQF02</b>	Aqua Fingers replacement Microfibre cover



AQF02

### Accessories

E	<b>CSR21</b>	21" swim ring - standard
E	<b>CSR30</b>	30" lifebuoy - Orange



CSR21



CSR30



RA179

### Rainbow Leaf Trap

C	<b>RA179</b>	Rainbow in-line leaf trap c/w 3ft hose length
---	--------------	---

### Life Hook

E	<b>CCMG312</b>	Graphite life hook
---	----------------	--------------------



CCMG312

### Floating Thermometer

E	<b>CCM202</b>	Floating thermometer
---	---------------	----------------------

### Pool Thermometers

C	<b>CK82</b>	Deluxe chrome/brass thermometer
---	-------------	---------------------------------



CCM202



CK82

### Pool Brushes

B	<b>RA902</b>	18" (450mm) deluxe brush - aluminium handle
B	<b>RA908</b>	36" (900mm) commercial brush
D	<b>HDSE18</b>	SweepEase 18" Aquadynamic pool brush



RA902



RA908

### SweepEase Pool Brush

- SweepEase's Aquadynamic design is like the aerofoil on a sports car; it holds to the wall and floor with a full 18 inches of pressure, that's 10 times the power of a regular pool brush
- No moving parts to wear out
- Effortlessly glides directly back to you!
- The patented trailing edge makes it easier to pull back than any pool brush on the market
- Structurally engineered with Truss Strength to be stronger than metal backed brushes



HDSE18



The Harvia logo is displayed in white, bold, italicized capital letters on a red rectangular background.

**HARVIA**

*Sauna & Spa*

# WOOD BURNING STOVES

FOR OUTDOOR SAUNAS





# WATER TREATMENT

149  
Water  
Treatment



**INVERPURE** TECH

# MR.LIGHT

1g/L Low-Salt

BABY-GRADE WATER QUALITY

**Certikin**



## Spa Aromatherapy - InSPArations



### inSPArations Pool Refresh

inSPArations Pool Refresh moisturisers are the perfect weekly treatment to keep your skin moisturised and your pool smelling fresh and clean.

- Pool water freshener and skin moisturiser in one
- Reduces skin irritation and masks chemical odours
- Add weekly or after each water treatment
- Bottle size: Pool Refresh 20oz (600ml)
- Dosage rate: Pool Refresh: 5oz per 15,000 gallons (150ml per 56,000 litres)

This superior pool product adds a moisturiser to your pool's water, without affecting the pool water chemistry, which leaves your skin feeling soft.

The inSPArations Pool Refresh also masks chlorine or chemical odour without creating clouding or foaming in your water.

Add weekly or after each water treatment to keep your pool feeling and smelling fresh.



#### InSPArations Pool Refresh

		No. in pack	Unit price	Pack price
Q	PREFRESH/6	Pool Refresh - Weekly Pool Freshener And Moisturizer	6	0
Q	REFRESHCT	Pool Refresh Countertop Display - Includes USB Diffuser	1	-



## Pool Accessories



### Floating Dispensers

		No. in pack	Unit price	Pack price
A	CCMG057	5" Dia Floating Dispenser for 1" tablets	1	-
A	CCMG119	Floating dispenser 3" tablets	1	-
C	RA335	Floating dispenser (mushroom) for Bromine Tablets or Fi-Clor Mini-Tabs	1	-
C	MIDA-FD	Floating dispenser (blue and white) for Bromine Tablets or Fi-Clor Maxi-Tabs	1	-



CCMG057



CCMG119



RA335



MIDA-FD

## Transfer Pumps



### Transfer Pumps

G	ZZEQPHTC	Hand Transfer Pump & 5m Hose - for Acid
G	ZZEQPHT/S	Large Diaphragm Hand Transfer Pump & 5m Hose - for Sodium Hypochlorite
G	EQP925	925 Transfer Pump - Plunger Type
G	CDEHTPB	Hand Transfer Pump - Blue (Chlorine)
G	CDEHTPR	Hand Transfer Pump - Red (Acid)
G	EQPSYP	PP25 Koshin Syphon Pump



ZZEQPHTC / ZZEQPHT/S



EQP925



CDEHTPB



EQPSYP

## Pool Chemicals



### Filtration Aids & Clarifiers

		No. in pack	Unit price	Pack price
S	SFGF02/6	Swimfresh 2kg Granular Floc (Aluminium Sulphate)	6	0
S	SFCT/12	Swimfresh 0.5kg Clarifier Tablets	12	0
D	MGF/6	18 Tabs Goldifloc Filter Aid Tablets	6	0
E	MPAC25	25 Ltr PAC Flocculant	1	-
L	BHGCD/2	Blue Horizon Gel Cube Counter Top Display 24x 70g Cubes per display	2	0
D	JG/25	Jolly Gel - case of 25 packs. Each pack contains 4 x 70 g blocks. One block treat up to 12,500 gallons	1	-
D	JG/COM	Jolly Gel Commercial Block (11cm x 12cm x 7cm) Treats up to 100,000 gallons	1	-
S	SFUC/20	20 Ltr Swimfresh Ultimate Clarifier. Can be used with OC-1 filter media where necessary and appropriate	1	-
D	JG/SPA	Jolly Gel - Spa - Case of 12 packs of two cubes	1	-



JG/SPA

### Long Life Algicide

		No. in pack	Unit price	Pack price
D	CNC1/12	1 Ltr Clear 'N' Clean - copper based long life algicide - can be used summer or winter to protect against black, green and pink algae. Improved formula. 1 litre now treats 6,500 gallons	12	0
D	KPA/10	1 Ltr Kleenpool Long Life Copper Based Algicide (1 litre per 6200 gallons)	10	0



CNC1/12



KPA/10



A range of electric agitators for Calcium Hypochlorite mixing is available on page 201.



## Quick Test Strips



### AquaChek Yellow Chlorine

<b>A</b>	<b>ACYELLOW</b>	50 strips for free chlorine/pH/total alkalinity/cyanuric acid
----------	-----------------	---

### AquaChek Red Bromine

<b>A</b>	<b>ACRED</b>	50 strips for total bromine/pH/total alkalinity, total hardness
----------	--------------	---



### AquaChek 7

<b>A</b>	<b>ACHEK7</b>	Tests for total chlorine, total bromine free chlorine, pH, total alkalinity, cyanuric acid and total hardness - 50 strips
----------	---------------	---



### AquaChek Spa 6 in 1

<b>A</b>	<b>ACSPA</b>	50 strips for free chlorine, total chlorine, bromine, pH, T/A & total hardness
----------	--------------	--



### AquaChek White (Salt)

<b>A</b>	<b>ACSALT</b>	10 strips read sodium chloride (salt) from 400-7000 ppm
----------	---------------	---

### AquaChek Monopersulphate 3 in 1

<b>A</b>	<b>ACMONO</b>	50 strips for potassium monopersulphate (active oxygen)/pH/total alkalinity
----------	---------------	---



### AquaChek TruTest Test Strips

<b>A</b>	<b>TKTR2082</b>	50 AquaChek TruTest digital test strips (50's)
----------	-----------------	--



### Pool Check Phosphate Test Strips

<b>B</b>	<b>PCTPO4</b>	Pool Check Phosphate Test Strips (0-4000ppb) - 50 strips
----------	---------------	--



### Lamotte Test Strips

<b>A</b>	<b>FITEST</b>	50 Lamotte Insta 5 test - free chlorine/total chlorine/bromine/alkalinity/pH/total hardness (used in Fi-Clor kits)
<b>A</b>	<b>FITEST/12</b>	50 Lamotte Insta 5 test - case of 12
<b>A</b>	<b>FITESTAG</b>	50 Lamotte Insta 3 Test Strips -TA & Chlorine
<b>A</b>	<b>FITESTAG/24</b>	Lamotte Insta 3 Test Strips - case of 24



## Water Testing - eXact Meters & Reagents



### eXact iDip® – Wireless Connectivity from Process-To-Palm

The iDip harnesses the power of smart devices and the simplicity of design to handle the heavy load of complex water testing. The smart phone app is designed to work seamlessly with the waterproofed handheld unit with parameter information, data storage and GPS tracking included. The iDip photometer is manufactured using the highest quality standards and is capable of running over 35 water quality tests. New tests are constantly being developed that can be downloaded instantly within the app. The first product in the pool water testing market to provide complete wireless connectivity with many iPhone®, iPad®, iPod Touch® and Android® devices\*.

\*For use with compatible Apple and Android devices – to check compatibility before purchase please go to: [www.sensafe.com/idip/compatible-devices/](http://www.sensafe.com/idip/compatible-devices/)

#### EZ, iDip & eXact Micro Reagents

H	EXMCLB	DPD 1 - for free Chlorine - 100 strips
H	EXMTC	DPD 3 - for total Chlorine - 100 strips
H	EXMOZ	DPD 4 - 100 strips
H	EXMCAL	Hardness, Calcium - 50 strips
H	EXMPTE	Phosphate - 50 strips
H	EXMTA	Alkalinity, Total - 100 strips

#### For Pool EZ & iDip

H	EXIDIPPH	pH - 100 strips
---	----------	-----------------

#### For Micro 10 Only

H	EXMPH	pH - 100 strips
---	-------	-----------------

#### Rainbow Lifeguard Test Kits/Reagents

H	RL151246	Rainbow Lifeguard All In One Test Kit - Chlorine, bromine, pH, acid demand, total alkalinity
H	RL161180	No 2 pH reagent 1 fl oz
H	RL161182	No 3 pH acid demand reagent 1 fl oz
H	RL161204	No 4 Chlorine neutraliser reagent 1 fl oz
H	RL161203	No 5 alkalinity (blue) reagent 1 fl oz



Rainbow Lifeguard All In One Test Kit and Reagents are direct replacements for Guardex 4 in 1 test kits and reagents

## Lovibond Test Kits & Reagents



### Lovibond Checkit Domestic Test Kits

H	<b>TKL5</b>	CHECKIT Water Balance Test Kit, 5 IN 1 (0 - 4.0 ppm Cl, 6.5 - 8.4 pH, 20 - 200 ppm CYA, 0 - 500 ppm Alk (tablet count), 0 - 500 ppm CaH (tablet count))
H	<b>TKDPH</b>	pH Checkit Disc 6.5-8.4
H	<b>TKDCL</b>	Checkit Chlorine Disc only (0-5ppm)
H	<b>TKDBR</b>	Checkit Bromine Disc only
H	<b>TKKL5CD</b>	Checkit Comparator only

### Lovibond Comparator & Mini Kit Reagents

H	<b>TTDPD1250</b>	250 DPD No1 Comparator Tablets
H	<b>TTDPD3250</b>	250 DPD No3 Comparator Tablets
H	<b>TTRED250</b>	250 Phenol Red Tablets for pH
H	<b>TTALK250F</b>	250 Total Alkalinity Tablets - foil
H	<b>TTALK250B</b>	250 Total Alkalinity Tablets - bottle
H	<b>TTHRD250F</b>	250 Calcium Hardness Tablets - foil
H	<b>TTHRD250B</b>	250 Calcium Hardness Tablets - bottle
H	<b>TTCYAP100</b>	100 Cyanuric Acid Tablets
H	<b>TTCYA250</b>	250 CyaTest Cyanuric Acid Tablets
H	<b>TTCL250</b>	250 Chloride Tablets
H	<b>TTCUF250</b>	250 Copper (low range) Tablets
H	<b>TT517652</b>	200 Phosphate No1 & 200 Phosphate No2 tablets - low range combination pack
H	<b>TTPHMB</b>	PHMB replacement tablet pack (20 of each PHMB, Peroxide & pH)

### Lovibond Comparator System 2000 & Accessories

H	<b>TKAF129K</b>	Chlorine Balanced Water Test Kit (includes reagents) (0.5-6 ppm Cl, 6.8-8.4 pH, 0 - 500 ppm Total Alkalinity, 0-1000 ppm Calcium Hardness)
H	<b>TKAF126B</b>	Bromine Balanced Test Kit (1 - 10 ppm Br, 6.8 - 8.4 pH, 0 - 500 ppm Total Alkalinity, 0 - 1000 ppm Calcium Hardness)
H	<b>TK100R</b>	Lovibond Comparator 2000+
H	<b>TK102R</b>	Portable White Light Source for Lovibond Comparator 2000+ & Rechargeable batteries
H	<b>TK102BULBS</b>	Bulbs for Portable White Light Source (pair)
H	<b>TKDB204/5</b>	5 Plastic Square Test Tubes with Stoppers - 10 ml
H	<b>TKROD/10</b>	Tablet Crushers/Stirring Rod - pack of 10
H	<b>TKDC3/40K</b>	Comparator Disc - Chlorine 0.5 - 6.0 ppm (3/40K)
H	<b>TKDC3/40B</b>	Comparator Disc - Chlorine 0.2 - 4.0 ppm (3/40B)
H	<b>TKD3/53B</b>	Comparator Disc - Bromine 1.0 - 10 ppm (3/53B)
H	<b>TKDC2/1J</b>	Comparator Disc - pH Value 6.8 - 8.4 (2/1J)
H	<b>TKAF631</b>	Pool Water Sampler (bottle assembly)



CHECKIT test kits with Lovibond CHECKIT comparator and continuous colour scale discs.



## Scuba3s

The New Scuba3s is a must-have at every pool worldwide. The popular electronic pool tester now makes monitoring pool hygiene even faster, more versatile, more convenient and easier. Mobile analysis management included!

### Features:

- 11 Test parameters - chlorine (total, free, bound), bromine, pH value, alkalinity-m, calcium hardness, cyanuric acid, active oxygen, copper and phosphate
- Wireless data transfer via NFC
- Lovibond® PoolAssistant app for pool maintenance & measurement results
- Light signal (green/red) to indicate safe water conditions

### Scuba 3s Digital Tester & Reagents

H	<b>TKSCUBA3S</b>	New Scuba 3s Electronic Water Test kit. Tests Chlorine 0.1 - 6ppm, Bromine 0.2 - 13.5ppm, pH 6.5 - 8.5, Total Alkalinity 5 - 300ppm, Cyanuric Acid 20 - 120ppm, Copper 0.1 - 5ppm, Calcium Hardness 50 - 500ppm, Active Oxygen 0.2 - 10ppm, Phosphate 0.06 - 3ppm
H	<b>TTDPD1250</b>	250 DPD No 1 Tablets for free chlorine
H	<b>TTDPD3250</b>	250 DPD No 3 Tablets for total chlorine
H	<b>TTREDPLT250</b>	250 Phenol Red (Photometer) Tablets for pH
H	<b>TTALKM250</b>	250 Alka M Photometer Tablets
H	<b>TTCYA250</b>	250 Cya-Test Cyanuric Acid Tablets
H	<b>TTHRDC250</b>	250 Calcio-H Photometer Tablets
H	<b>TTCOP1P250</b>	250 Copper No1 Tablets
H	<b>TTCOP2P250</b>	250 Copper No2 Tablets



## Lovibond Test Kits & Reagents



### Rapid Dissolving Reagents

H	<b>TTREFILL</b>	Refill Pack for Pooltesters - Contains 30 Rapid Dissolving DPD 1's & 30 Rapid Phenol Red
H	<b>TTDPD1Q100</b>	100 DPD No 1 Tablets, Rapid Dissolving for free chlorine and bromine
H	<b>TTDPD1Q250</b>	250 DPD No 1 Tablets, Rapid Dissolving for free chlorine and bromine
H	<b>TTDPD3Q100</b>	100 DPD No 3 Tablets, Rapid Dissolving for total chlorine
H	<b>TTREDQ100</b>	100 Phenol Red Tablets, Rapid Dissolving for pH
H	<b>TTREDQ250</b>	250 Phenol Red Tablets, Rapid Dissolving for pH

### Lovibond MINIKITs & Accessories

H	<b>TKAF157/6</b>	MINI Pool Tester Chlorine (0.5-6.0PPM)/pH (6.8-8.2pH) (pack of 6)
H	<b>TKAF413</b>	MINIKIT Total Alkalinity (0 - 500 ppm)
H	<b>TKAF416</b>	MINIKIT Calcium Hardness (0 - 500 ppm)
H	<b>TKAF190</b>	Copper Pooltester HR/LR
H	<b>TKAF422</b>	MINIKIT Cyanuric Acid (0 - 200 ppm)
H	<b>TKAF418</b>	MINIKIT Chloride (salinity) (0 - 5000 ppm Cl)
H	<b>TKPHMB</b>	MINIKIT PHMB (Baqucil), Hydrogen Peroxide & pH
H	<b>TKDB513</b>	100ml Plastic shaker tube with lid
H	<b>TKAF240</b>	Phosphate Mini Kit
H	<b>TKAOPH</b>	Lovibond Pool Tester Active Oxygen & pH

### Lovibond Chlorine/pH Pilot Pooltesters

H	<b>TKPHCL</b>	Chlorine/pH Pilot Pooltester, Orange (0.5 - 6.0 ppm Cl, 6.8 - 8.2 pH)
H	<b>TKPHCL/12</b>	Chlorine/pH Pilot Pooltester, Orange (0.5 - 6.0 ppm Cl, 6.8 - 8.2 pH) - case of 12
H	<b>TKPHCL5</b>	Multi 5 in 1 Pooltester (Cl, pH, Cya, TA, Cal H)

### Lovibond Bromine/pH Pilot Pooltesters

H	<b>TKPHBR</b>	Bromine/pH Pilot Pooltester, Blue (1.0 - 8.0 ppm Br, 6.8 - 8.2 pH)
H	<b>TKPHBR/12</b>	Bromine/pH Pilot Pooltester, Blue (1.0 - 8.0 ppm Br, 6.8 - 8.2 pH) - case of 12



TKPHCL



TKPHBR



TKAOPH





## Lovibond Test Kits & Reagents



Lovibond® PM630 Complete Pool Photometer with Bluetooth® connectivity. Measuring 25 parameters, the PM630 offers comprehensive testing for all pool testing needs. Supplied in a carrying case complete with reagents for the main pool parameters – chlorine, bromine, pH, total alkalinity and cyanuric acid.

### Lovibond PM Photometers

H	TKPM600	Alkalinity 5-500 mg/l; Alkalinity Total M 5-200 mg/l; Bromine 0.05-13 mg/l; Free Chlorine 0.01-6; Total 0.1-10 mg/l; Copper 0.05-5 mg/l; Cyanuric Acid 0-160
H	TKPM630	Active Oxygen 0-10mg/l, Alkalinity 0-200mg/l, Aluminium 0-0.3mg/l, Ammonia 0-1mg/l, Bromine 0-13mg/l, Calcium Hardness 0-500mg/l, Chlorine (free & total) 0-6mg/l, Chlorine Extended 0-10mg/l, Chlorine Dioxide 0-11mg/l, Copper 0-5mg/l, Cyanuric Acid 0-160mg/l, Total Hardness 2-50 & 20-500mg/l, Iron 0-1mg/l, Iodine 0-3.6mg/l, Ozone 0-2mg/l, pH 6.5-8.4, PHMB 2-60mg/l, Phosphate 0-4mg/l, Sulphate 5-100mg/l, Sodium Hypo 0.2-16%, Urea 0-5mg/l

### Lovibond HSG282 Test Kit

H	TKHSG282	Cl 0-6, Br 0.05-16, pH 6.5-8.4. Also includes TDS pen, copy of the PWTAG booklet 'Hot Tubs for Business', a supply of hot tub log sheets and access to online training for staff to ensure they are aware of the requirements of HSG282, how to use the instruments and how to carry out the tests.
---	----------	---

### Lovibond MD110 6 in 1 Photometer With Bluetooth

H	TKP6MDB	MD110 6 in 1 Pool Control with Bluetooth Connectivity: Cl 0-6.0 and 0-10ppm, pH 6.8 – 8.4, TA 5-200ppm, Calcium Hardness 0-500ppm, Br 0-13ppm and Cyanuric
---	---------	--

### Lovibond MD100 3 In 1 Photometers

H	TKP3MD	MD100 3in1 pool control with a one times zero option. Cl 0-6 and 0-10ppm, pH 6.8 – 8.4 and Cyanuric Acid 2-160ppm
H	TKP3MDTA	MD100 3in1 pool control with a one times zero option. Cl 0-6 and 0-10ppm, pH 6.8 – 8.4 and Total Alkalinity 5 – 200ppm
H	TKP3MDBR	MD100 3in1 pool control with a one times zero option. Cl 0-6 and 0-10ppm, pH 6.8 – 8.4 and Bromine 0 – 13ppm

### Lovibond Photometer Reagents & Accessories

H	SPTKC04/5	Test Tube, Round with Cap, 10 ml - pack of 5
H	TTDPD1250	250 DPD No 1 Tablets for free chlorine & bromine
H	TTDPD3250	250 DPD No 3 Tablets for total chlorine
H	TTREDPLT250	250 Phenol Red (Photometer) Tablets for pH
H	TTALKM250	250 Alka M Photometer Tablets
H	TTHRDP250	250 Cal-Check No1 Photometer Tablets
H	TTHRDC250	250 Calcio-H No2 Photometer Tablets
H	TTCYA250	250 Cya-Test Cyanuric Acid Tablets
H	TTCOP1P250	250 Copper No1 Tablets
H	TTCOP2P250	250 Copper No2 Tablets
H	TTDPD1HR100	100 DPD 1 High Range Tablets
H	TTDPD1HR250	250 DPD 1 High Range Tablets
H	TTDPD3HR250	250 DPD 3 High Range Tablets

### Photometer Reference Standards

H	TKRSM	Chlorine reference standards for MD photometers
H	TKRSMDPH	pH reference standards for MD series
H	TKPCAL	Reference Standard Kit for PC3 & PC6 photometers
H	TKPMCLRS	Chlorine reference standards for PM photometers
H	TKPMPHRS	pH reference standards for PM photometers

### Lovibond Electronic Test Pens

H	TKPH	Electronic Test Pen for pH (0-14)
H	TKORP	Electronic Test Pen for ORP/Redox
Q	CDEBSD	ORP/Redox 250mV buffer solution (55ml)
H	BUFFTDS	TDS Calibration Solution (100ml) 1,000ppm
H	TKSALTCS	Calibration solution for salt test pen (100ml)
H	TKCON	Combined TDS / Salt and Conductivity Test Pen

Lovibond Photometer Servicing now available via Certikin covering all MD100, MD110 and PM600 series units.

Regular service and calibration is essential to ensure that your photometer is reading correctly and accurately

Two options available as follows:

- 1) Check and Calibration
    - Inspection, full calibration and certification of your photometer
  - 2) Full service includes visual inspection
    - Internal checks, new sample changer, LED check and LED Optimisation\*, full calibration and certification of your photometer
- \*available on PM600

Please contact us for further details.



TKHSG282



TKP6MDB



TKP3MD

Handheld water resistant photometer covering the main pool parameters. Features one times zero option, storage with real time clock for over 100 readings and backlit display. Supplied in case with reagents for 100 of each of the tests.



Conductivity Pen

## Palintest Testing & Reagents



### Lumiso photometers.

Lightweight and handheld, Palintest's photometers are designed for complete portability to perform reliable testing, anywhere. The Lumiso kit includes space for all equipment and accessories, giving you everything you need in one lightweight kit.

#### Features

- USB connectivity
- Visual icons
- New shape & size
- New kit design
- Larger display screen
- Dual chlorine test ranges
- Reusable waterproof reagent box

#### Palintest Lumiso Pooltest 3

<b>H TKPT3L</b>	Palintest Lumiso Pooltest 3, 0 - 5ppm Chlorine, 6.5 - 8.4 pH, 0 - 200ppm Cyanuric Acid. Supplied in a hard case. Can be used with extended range tablets - 0-10ppm Chlorine
-----------------	---

#### Palintest Lumiso Pooltest 4

<b>H TKPT4L</b>	Palintest Lumiso Pooltest 4, 0 - 5ppm Chlorine, 0 - 10ppm Bromine, 6.5 - 8.4 pH, 0 - 500ppm Total Alkalinity. Supplied in a hard case. Can be used with extended range tablets - 0-10ppm Chlorine
-----------------	---

#### Palintest Lumiso Pooltest 6

<b>H TKPT6L</b>	Palintest Lumiso Pooltest 6, 0 - 5ppm Chlorine, 0 - 10ppm Bromine, 6.5 - 8.4 pH, 0 - 500ppm Total Alkalinity, 0 - 500ppm Calcium Hardness, 0 - 200ppm Cyanuric Acid. Supplied in a hard case. Can be used with extended range tablets - 0-10ppm Chlorine
-----------------	--

#### Palintest Lumiso Pooltest Expert

<b>H TKPTLPTE</b>	Palintest Lumiso Pooltest Expert - With Bluetooth. 0-5ppm Chlorine, 0-10ppm Chlorine, 0-10ppm Bromine, 6.5-8.4 pH, 0-500ppm Total Alkalinity, 0-500ppm Calcium Hardness, 0-200ppm Cyanuric Acid, Aluminium 0-0.5ppm, Ammonia 0-1ppm, Calcium Hardness Salt Pools 0-500 mg/l, Chlorine & chloramines 0-5 mg/l, Chlorine dioxide 0-10 mg/l, Chlorine HR 0-250 mg/l, Copper chelated 0-5 mg/l, Hardness total 0-500 mg/l, Hydrogen peroxide HR 0-100 mg/l, Iron MR 0-5 mg/l, Langelier index 2.0, Manganese HR 0-5 mg/l, Nitrate LR 0-1 mg/l, Nitrate MR 0-20 mg/l, Ozone 0- 3 mg/l, Phosphate LR 0-4 mg/l, Salt LR 6066 mg/l, Salt HR 50000 mg/l, Sulfate 200 mg/l, % Transmittance, Absorbance
-------------------	---



TKPT4L



TKPTLPTE

#### Photometer Reagents & Accessories

<b>H TPPDPD1250</b>	250 DPD No1 test tablets
<b>H TPPDPD3250</b>	250 DPD No3 test tablets
<b>H TPPALK250</b>	250 Alkalinity (Alkaphot) test tablets
<b>H TPPDPDX1250</b>	AP013 DPD1 Extended Range Free Chlorine (0-10ppm) for Pro/Premier Models
<b>H TPPDPDX3250</b>	AP033 DPD3 Extended Range Total Chlorine (0-10ppm) for Pro/Premier Models
<b>H TPPCHL250</b>	AP162 Chlorine HR - 250 tablets
<b>H TPPRED250</b>	AP130 pH (Phenol Red) Photometer and Comparator Tablets - 250 Tablets
<b>H TPPCYA250</b>	AP087 Cyanuric Acid - 250 tablets
<b>H TPPBRO250</b>	AP060 Bromine - 250 tablets
<b>H TPPOZO250</b>	AP056 Ozone - 250 tablets
<b>H TPPCOP250</b>	AP186 Copper (free and total) - 250 tablets
<b>H TPPCAL250</b>	AP252 Calcium Hardness (calcicol) - 250 No1 & 2 tablets
<b>H TPPIRO250</b>	AP155 Iron - 250 tablets
<b>H TPPSAL250</b>	AP268 Salt/Chloride - 250 tablets
<b>H TPPSUL250</b>	AP154 Sulphate - 250 tablets
<b>H TPPTHD250</b>	AP254 Total Hardness - 250 No 1 & 2 tablets
<b>H TPPAMM250</b>	AP152 Ammonia - 250 tablets
<b>H TPPPHO250</b>	AP177 Phosphate - 200 tablets
<b>H TPPMAN250</b>	AP173 Manganese - 250 tablets
<b>H TPPGLY250</b>	AT056 DPD Glycine - 250 tablets
<b>H TKPT524/5</b>	5 Replacement plastic T/T (round with cap) (PT925)
<b>H TKPT595/5</b>	5 Replacement glass T/T (round/cap) for Pooltest 9 & 25
<b>H TKPT555/5</b>	5 Replacement glass T/T (short/cap for Pooltest 3 & 6)
<b>H TPPTTBR</b>	PT633 Test tube brush
<b>H TPPCS346L</b>	Lumiso Pooltest 3/4/6 NDF Standards
<b>H TPLMCPTX</b>	Lumiso Expert NDF Check Standards

#### Palintest Domestic Test Kits & Reagents

<b>H TK3755</b>	Chlorine/pH/TA Test Kit (blue box)
<b>H TK3755/12</b>	Chlorine/pH/TA Test Kit (blue box) - case of 12
<b>H TK3754</b>	Bromine/pH/TA Test Kit (blue box)
<b>H TK3754/12</b>	Bromine/pH/TA Test Kit (blue box) - case of 12
<b>H TPDPD1Q250</b>	(AT010) 250 DPD No1 - Test Tabs Rapid Dissolving
<b>H TPDPD3Q250</b>	250 DPD No3 Rapid Dissolving Tablets
<b>H TPRED250</b>	250 Phenol Red Testing Tablets
<b>H TPAKL250</b>	250 Alkavis Testing Tablets

Lumiso Pooltest Expert is a multi-parameter benchtop photometer designed as an all-round solution for pool and spa water testing needs. From pool managers through to professional engineers, this photometer is suitable for testing multiple times daily, quickly and accurately across key and troubleshooting parameters.

With a large touchscreen interface and simple to follow onscreen instructions the Lumiso Pooltest Expert can be used with little to no prior training. It's robust construction and IP67 waterproof design ensures it can be used in situ in any environment even with wet hands. Lumiso Pooltest Expert also benefits from easy results retrieval and data traceability for audit compliance purposes. With 35 tests routine and troubleshooting testing is made easy with quick and accurate results.

Palintest have been working hard on chemistries and as a result, photometer and comparator grade reagents have been combined and are now suitable for both testing platforms.

Palintest Photometer Servicing now available via Certikin. A Palintest Service is all inclusive and will cover:

- Visual evaluation
  - External + Internal Clean
  - Upgrade of software
  - Calibration
  - Test
  - Re-certification
  - Any necessary repairs
- Please contact us for further details.

## Certikin UV Systems - Domestic Use



### Bring water to life with CUVs

CUVs ensure that the swimming pool water will have amazing clarity by killing the single cell algae that causes green water. All of the CUV units have been designed using the latest design technology to ensure that the water will flow effectively within the unit, allowing the ultraviolet light to destroy the algae as it passes through. The CUV has a low energy electronic ballast, fused with thermal overload protection. It can also withstand up to 4 Bar pressure.

#### Control Box

- The CUV is fully serviceable.
- The lamp and control box can both be replaced.
- The control box is fitted to a bracket which also allows the CUV to be wall mounted horizontally or vertically.
- Up to the 75w, all units have 1.5" connections. The 110w and 220w are 2".
- All units are compatible with salt chlorinators.
- The CUV is covered by a 2 year warranty.



#### Certikin UV-C Systems

D	CUV15V4	15w UV Clarifier - 525mm (L) x 88mm (W) x 167mm (H)
D	CUV25V4	25w UV Clarifier - 525mm (L) x 88mm (W) x 167mm (H)
D	CUV30V4	30w UV Clarifier - 995mm (L) x 88mm (W) x 167mm (H)
D	CUV55V4	55w UV Clarifier - 995mm (L) x 88mm (W) x 167mm (H)
D	CUV75V4	75w UV Clarifier - 1297mm (L) x 88mm (W) x 167mm (H)
D	CUV110V4	110w UV Clarifier - 1040mm (L) x 170mm (W) x 285mm (H)
D	CUV220V4	220w UV Clarifier - 1091mm (L) x 170mm (W) x 756mm (H)

### Certikin Titanium UV

The Certikin Titanium UV Clarifier is up to 1.5 times more effective than a standard Certikin UV Unit. These systems are made using the latest photocatalytic technology and is lined with a thick and polished titanium tube to clear green pool water fast.

- Clears green water fast - Up to 1.5x more effective than a standard UV.
- Photocatalytic technology - Improves clarity by neutralising algae, bacteria and viruses.
- High output, energy efficient ballast - Housed in a fully serviceable control box.

#### Certikin Titanium UV

D	CUVT155	55w Titanium UV Clarifier
D	CUVT1110	110w Titanium UV Clarifier

#### Replacement Lamps

999	SPCUV15B	15 Watt lamp
999	SPCUV25B	25 Watt lamp
999	SPCUV30B	30 Watt lamp
999	SPCUV55B	55 Watt lamp
999	SPCUV75B	75 Watt lamp

Replacement Lamps – The approximate lifespan of a Certikin UV bulb is 9,000 hours (approximately 1 year). The bulb should be replaced after this running time.

#### UV Strainers

D	GP112IS/N	UV system 1.5" in-line strainer
D	GP200IS/N	UV system 2" in-line strainer
D	GP300IS	3" Praher Inline Strainer (no mesh)
D	GP300ISS	3" 0.5MM S/S Mesh to suit GP300IS

#### Flow Switch Plus

D	FLOWSP	Flow Switch Plus 230v
---	--------	-----------------------

	CUV15V4	CUV25V4	CUV30V4	CUV55V4	CUV75V4	CUV110V4	CUV220V4	CUVT155	CUVT110
Max Flow Rate m³	7.5	10	15	20	25	25	25	20	25
Number of Bulbs	1x 15w	1x 25w	1x 15w	1x 55w	1x 75w	2x 55W	4x 55w	1x 55w	2x 55W
Bulb Life (hours)	9,000	9,000	9,000	9,000	9,000	9,000	9,000	9,000	9,000
Inlet / Outlet	1.5"	1.5"	1.5"	1.5"	1.5"	2"	2"	1.5"	2"

**NEW**



UV Strainer



## Blue Lagoon UV Systems



The Xpose is a floor standing UV-C made especially made for above ground pools and small inground pools. A plug and play concept that's powerful, affordable, and easy to install. Now all pool owners can enjoy safe and healthy swimming water sustained by UV-C technology.

- Lamp Output 42W
- Recommend max flow 14m<sup>3</sup>/hr
- Max Pool Volume 50m<sup>3</sup>
- Lamp Life – 9000 Hrs
- Temperature range 1°C – 40°C

### Blue Lagoon Xpose

<b>D</b>	<b>UVXPOSE</b>	Blue Lagoon Xpose 42W
<b>999</b>	<b>SPUVXP42B</b>	Blue Lagoon 42W Lamp

### Blue Lagoon UV-C Tech System

<b>D</b>	<b>UVCT40</b>	Blue Lagoon 40W Tech UV-C System
<b>D</b>	<b>UVCT75</b>	Blue Lagoon 75W Tech UV-C System
<b>D</b>	<b>UVCT130</b>	Blue Lagoon 130W Tech UV-C System

Please note: Blue Lagoon Tech Systems (Including 16w Spa System) are not suitable for use with Salt Chlorinators

### Spa Tech & Pool Timer Systems

<b>D</b>	<b>UVC16</b>	Blue Lagoon 16W Spa UV system (no countdown timer)
<b>D</b>	<b>UVC40-4A</b>	Blue Lagoon 40W UV timer system
<b>D</b>	<b>UVC75-4A</b>	Blue Lagoon 75W UV timer system
<b>D</b>	<b>UVC130-4A</b>	Blue Lagoon 130W UV timer system

The Blue Lagoon Timer UV-C 4ALL with DUPLEX stainless steel housing is suitable for both chlorinated and salt-water (electrolysis) pools, hence the addition 4ALL. Next to the highly corrosion resistant DUPLEX stainless steel housing, the Blue Lagoon Timer UV-C 4ALL contains an integrated timer that accurately monitors the number of operating hours. You can therefore see exactly when the lamp must be replaced.

All models include a Philips UV-C lamp with 9,000 operating hours. 130w system (only) has an amalgam lamp with 12000 operating hours and flow sensor.

### Blue Lagoon Tech UV-C Lamps

<b>999</b>	<b>SPUV900</b>	Blue Lagoon 16w UV-C Lamp (White End)
<b>999</b>	<b>SPBUVT002</b>	Blue Lagoon Tech 40w UV-C Lamp
<b>999</b>	<b>SPBUVT004</b>	Blue Lagoon Tech 75w UV-C Lamp

### Blue Lagoon Timer, Inox & Buster UV-C Lamps

<b>999</b>	<b>SPBUV980</b>	Blue Lagoon 16w UV-C Lamp
<b>999</b>	<b>SPUV901</b>	Blue Lagoon 40w UV-C Lamp
<b>999</b>	<b>SPUV902</b>	Blue Lagoon 75w UV-C Lamp
<b>999</b>	<b>SPUV904</b>	Blue Lagoon 130w Amalgam UV-C Lamp

### Blue Lagoon Economy Lamps

<b>999</b>	<b>SPUV901E</b>	Blue Lagoon 40w Economy UV-C Lamp
<b>999</b>	<b>SPUV902E</b>	Blue Lagoon 75w Economy UV-C Lamp
<b>999</b>	<b>SPUV904E</b>	Blue Lagoon 130w Economy Amalgam UV-C Lamp

Covered by 2 year warranty. Does not include lamp, quartz sleeve or consumables.



Blue Lagoon Xpose



Tech System



Timer System

### Replacement Bulb Selection

	SPBUVS006	SPBUVS005	SPBUVT002	SPBUVT004	SPUV904	SPUV903	SPBUV980	SPUV901	SPUV902	SPUV901E	SPUV902E	SPUV904E	SPUV905 x3
UVCT40			X										
UVCT75				X									
UVCT130					X								
UVC075						X							
UVC16							X						
UVC40-4A								X		X			
UVC75-4A									X		X		
UVC130-4A				X								X	
UVPRO75								X					
UVPRO130				X									
UVBUS420													X

### Blue Lagoon UV Sizing Chart

Model	Rec Flow Rate m <sup>3</sup> /h	Performance in mJ/cm <sup>2</sup>	Max Flow m <sup>3</sup> /h	Max Work Pressure	Conn Size	Flow Switch
UVC16	5	30	23	2 Bar	1.5" or 2"	No
UVC40-4A	11	30	23	2 Bar	1.5" or 2"	No
UVC75-4A	16	30	23	2 Bar	1.5" or 2"	No
UVC130-4A	22	30	23	2 Bar	1.5" or 2"	Yes
UVPRO75	18	30	23	3 Bar	2"	Yes
UVPRO130	22	30	23	3 Bar	2"	Yes
UVCT40	11	30	23	2 Bar	1.5" or 2"	No
UVCT75	16	30	23	2 Bar	1.5" or 2"	No
UVCT130	22	30	23	2 Bar	1.5" or 2"	Yes



## H.R.UV-C from Elecro Engineering



The super reflective properties of the H.R. UV-C optimises the UV-C radiation and dramatically increases the performance.

### Features & Benefits

- Highest UV reflective index on the market equating to supreme efficiency
- E-PTFE reaction chamber is extremely repellent, maintaining UV reflectivity
- Up to 95% reflection amplifying the exposure of microorganisms to UV
- No harmful gases or by-products produced
- Neutralises bacteria, viruses, algae and fungi that traditional chemicals cannot
- Optional smart peristaltic dosing system for chlorine/hydrogen peroxide (Pro model only)
- Powerful sterilisation and eliminates the smell of chlorine
- Average lamp life expectancy: 2 years
- Equipped with intelligent lamp life indicator (Classic & Pro models only)
- Sea and salt chlorinated water compatible
- Available in three sizes: Mini (30m³), Single (55m³) and Double (110m³)
- Certikin models provided with flow switch

### Specifications

POWER SUPPLY	Single Phase 100 ~ 240V
MIN. FLOW RATE	1.5m³/h
MAX. FLOW RATE	Mini: 12,000 litres per hour; 12m³/h Single: 16,000 litres per hour; 16m³/h Double: 32,000 litres per hour; 32m³/h
MAX. POOL SIZE	Mini: 30,000 litres; 30m³ Single: 55,000 litres; 55m³ Double: 110,000 litres; 110m³
MAX. POWER CONSUMPTION	Mini: 40W Single: 64W Double: 128W Lamp: Low pressure/high output
LAMP LIFE	9,000 hours
DOSING RATE	Exceeds the equivalent of 30mj/cm² at maximum flow rate
INGRESS PROTECTION RATING	IP64
FREQUENCY	50/60 Hz
WORKING PRESSURE	3 Bar maximum
WATER CONNECTIONS	2"/63mm stepped ABS unions + reducers 11/2"/50mm
SALT WATER	100% chlorinated salt and sea water safe
MOUNTING	Vertical or horizontal wall mounting
OXIDISATION PROCESSES	UV

### H.R UV-C

E	HR-30-UK	H.R UV-C for pools up to 30M³VOL / 12M³/HR Flow
E	HR-55-UK	H.R UV-C for pools up to 55M³VOL / 16M³/HR Flow
E	HR-110-UK	H.R UV-C for pools up to 110M³VOL / 32M³/HR Flow
E	HRP-30-UK	H.R UV-C for pools up to 30M³VOL / 12M³/HR Flow with Digital Lamp Life Indicator and Smart Peristaltic Dosing Pump
E	HRP-55-UK	H.R UV-C for pools up to 55M³VOL / 16M³/HR Flow with Digital Lamp Life Indicator and Smart Peristaltic Dosing Pump
E	HRP-110-UK	H.R UV-C for pools up to 110M³VOL / 32M³/HR Flow with Digital Lamp Life Indicator and Smart Peristaltic Dosing Pump
E	HR-30-UK-SPA	H.R UV-C for spas up to 30M³VOL / 12M³/HR Flow
E	HRP-30-UK-SPA	H.R UV-C for spas up to 30M³VOL / 12M³/HR Flow with Digital Lamp Life Indicator and Smart Peristaltic Dosing Pump

### H.R UV-C Lamps

999	SPQUULLMP	Quantum 55W Replacement UV Lamp
999	SPQULMP30M	HR/QU 30W Replacement UV Lamp
999	SPQULMP30MS	HR/QU Mini 30W Replacement Amalgam Lamp



HR-110-UK & HRP-110-UK  
items are palletted at  
1/2 pallet rate.

## Quantum AOP (Advanced Oxidation Process) from Elecro Engineering



Quantum uses new ceramic Nano Crystal technology, a prime focus of the science world today; possessing the power to sterilise sewage into drinking water without the use of chemicals.

### Features & Benefits

- Photocatalytic TiO<sub>2</sub>/Mo oxidiser and clarifier
- Combined photocatalytic, hydroxyl radical and UV technology
- Eliminates contaminants, leaving water looking fresh and clean
- Reduces the need for chemicals in the pool
- Keeps your family safe from dangerous microorganisms such as cryptosporidium, adenoviruses and naegleria fowleri
- Optional smart peristaltic dosing system for chlorine and hydrogen peroxide
- Powerful sterilisation and eliminates the smell of chlorine
- Average lamp life expectancy: 2 years
- Equipped with intelligent lamp life indicator
- Salt and sea water compatible

### Specifications

POWER SUPPLY	100V - 240V
MIN. FLOW RATE	4m <sup>3</sup> /h
MAX. FLOW RATE	Mini/Spa Tube: 10,000 litres per hour: 10m <sup>3</sup> /hr Single Tube: 16,000 litres per hour: 14m <sup>3</sup> /hr Double Tube: 32,000 litres per hour: 28m <sup>3</sup> /hr
MAX POOL SIZE	Mini/Spa Tube: 35,000 litres: 35m <sup>3</sup> Single Tube: 65,000 litres: 65m <sup>3</sup> Double Tube: 130,000 litres: 130m <sup>3</sup>
MAX POWER CONSUMPTION	Mini Tube: 40W Single Tube: 64W Double Tube: 128W
LAMP	Low pressure / high output
LAMP LIFE	14,000 hours
DOSING RATE	Exceeds the equivalent of 30mj/cm <sup>2</sup> at max. flow rate
INGRESS PROTECTION RATING	IP64
FREQUENCY	50 / 60Hz
WORKING PRESSURE	3 Bar maximum
WATER CONNECTIONS	2" / 63mm stepped ABS unions + reducers 1 1/2" / 50mm
SALT WATER	100% sea water safe
MOUNTING	Floor or wall mounting
OXIDISATION PROCESSES	Quantum photocatalytic oxidiser (PCO) & hydroxyl radicals (HO)



Quantum Q-130



Quantum Q-35

### Models

100-240V 1-PHASE	MAX POOL VOLUME	PRODUCT CODES	FEATURES	NET WEIGHT	GROSS WEIGHT	VOLUME
Lamp Output	M <sup>3</sup>	UK Plug Type G		kg	kg	M <sup>3</sup>
30 WATTS	35	Q-35-UK	Analogue lamp life indicator & reset switch	6.6	8.5	0.08
55 WATTS	65	Q-65-UK	Analogue lamp life indicator & reset switch	7.1	9.7	0.11
110 WATTS	130	Q-130-UK	Analogue lamp life indicator & reset switch	11.6	15.1	0.15
30 WATTS	35	QP-35-UK	Digital lamp life countdown with intelligent dosing pump	6.9	8.8	0.08
55 WATTS	65	QP-65-UK	Digital lamp life countdown with intelligent dosing pump	7.4	10.1	0.11
110 WATTS	130	QP-130-UK	Digital lamp life countdown with intelligent dosing pump	11.9	15.5	0.15
30 WATTS	35m	Q-35-UK-Spa	Flow switch, analogue lamp life indicator & reset switch	4.86	6.945	0.0798
30 WATTS	35m	QP-35-UK-SPA	Flow switch, analogue lamp life countdown & intelligent dosing pump	5.81	7.895	0.0798

### Elecro Quantum

E	Q-35-UK	Quantum UK with lamp life indicator for pools up to 35m <sup>3</sup>
E	Q-65-UK	Quantum UK with lamp life indicator for pools up to 65m <sup>3</sup>
E	Q-130-UK	Quantum UK with lamp life indicator for pools up to 130m <sup>3</sup>
E	QP-35-UK	Quantum UK with digital lamp life countdown and intelligent dosing pump for pools up to 35m <sup>3</sup>
E	QP-65-UK	Quantum UK with digital lamp life countdown & intelligent dosing pump for pools up to 65m <sup>3</sup>
E	QP-130-UK	Quantum UK with digital lamp life countdown & intelligent dosing pump for pools up to 130m <sup>3</sup>
E	Q-35-UK-SPA	Quantum Spa with Amalgam lamp, for spas up to 35m <sup>3</sup>
E	QP-35-UK-SPA	Quantum Spa Amalgam lamp with digital lamp life countdown and intelligent dosing pump, for spas up to 35m <sup>3</sup>
E	SPQUULLMP	Quantum Replacement UV Lamp
999	SPQULMP30M	HR/QU 30W Replacement UV Lamp
999	SPQULMP30MS	HR/QU Mini 30W Replacement Amalgam Lamp



Quantum Q-65



Q-130-UK & QP-130-UK  
items are palletted at  
1/2 pallet rate.

NOTE: We are unable to supply some export markets. Please contact us for more information.

## Blue Lagoon UV



### Blue Lagoon Inox (3 bar)

The Inox has the same features as the Timer system and:

- Both 75W and 130W models have a flow sensor
- Solid 316L Stainless Steel housing



#### Blue Lagoon Inox

D	UVPRO75	Blue Lagoon Inox 75W
D	UVPRO130	Blue Lagoon Inox 130W

#### Blue Lagoon Inox - Replacement Lamps

999	SPUV902	Blue Lagoon Inox - Replacement Lamp 75W
999	SPUV904	Blue Lagoon Inox - Replacement Lamp 130W

Please Note: Wall fixings and pipe connections are not included with the Inox and it is not recommended for use with Salt Chlorinators.

Connections required: 2x GP200FA

Model	Rec Flow Rate m³/h	Performance in mJ/cm²	Max Flow m³/h	Max Work Pressure	Conn Size	Flow Switch
UVSALT40	9	30	23	2 Bar	1.5" or 2"	No
UVSALT75	14	30	23	2 Bar	1.5" or 2"	No
UVC16	5	30	23	2 Bar	1.5" or 2"	No
UVC40	11	30	23	2 Bar	1.5" or 2"	No
UVC75-4A	16	30	23	2 Bar	1.5" or 2"	No
UVC130	22	30	23	2 Bar	1.5" or 2"	Yes
UVPRO75	18	30	23	3 Bar	2"	Yes
UVPRO130	22	30	23	3 Bar	2"	Yes
UVBUS420	49	40	49	2.5 Bar	3"	Yes

### Blue Lagoon Buster UV-C

- Built-in electronic ballast to ensure a smooth power supply
- Up to 30% more UV-C yield as a result of reflection by the Stainless Steel reactor
- A flow switch integrated in the lid of the unit (420w version) will turn off the lamp at insufficient water flow
- Integrated LED-Timer for the UV-C lamp(s) with visual indication when the lamp needs replacing
- Transparent lamp head for easy visual lamp inspection
- Interchangeable supports allow for easy installation horizontally and vertically
- 3" male threaded

#### Blue Lagoon Buster UV-C

D	UVBUS420	420w Blue Lagoon Buster - Low Pressure System
---	----------	---

#### Blue Lagoon Buster UV-C - Replacement Lamp

999	SPUV905	Blue Lagoon Buster UV-C - Replacement Lamp 130W
999	SPUV906	Blue Lagoon Buster UV-C - Replacement Lamp 140W



The housing of the Buster UV-C has been made out of 316L Stainless Steel with a 3cm thick UV-C resistant PVC lid and bottom – which makes it the perfect disinfection solution for high-end domestic pools.

### Pro UV – Low Pressure System

- 316L stainless Steel Contact Chamber
- Supplied with control unit
- Equipped with transparent parts to monitor the UV-C light
- Reactor length is exclusive to lamp parts and / or connections

For more information on Blue Lagoon & VGE Pro Systems, please contact us.



#### VGE Pro UV

D	UVCVGE75	VGE Pro 75w UV with Control Monitor
D	UVCVGE140	VGE Pro 140w UV with Control Monitor
D	UVCVGE200	VGE Pro 200w UV with Control Monitor
D	UVCVGE400	VGE Pro 2x 200w UV with Control Monitor

#### VGE Pro UV - Replacement Lamp

999	SPVGE75	VGE Pro UV - Replacement Lamp 75W
999	SPVGE140	VGE Pro UV - Replacement Lamp 140W
999	SPVGE200	VGE Pro UV - Replacement Lamp 200W

NOTE: Key for the VGE PRO control box is: DIRAK1333.

Model	Reactor Diameter	Reactor Length	Connections	UV-C Lamp Consumption	Recommended Flow At *		
					30mj/cm²	40mj/cm²	60mj/cm²
UVCVGE75	114mm	850mm	2" male threaded	75W	7m³/hr	5.1m³/hr	3.5m³/hr
UVCVGE140	114mm	850mm	2" male threaded	140W	12m³/hr	8.5m³/hr	6m³/hr
UVCVGE200	154mm	1100mm	90mm DN80 flange	200W	24m³/hr	18m³/hr	12m³/hr
UVCVGE400	200mm	1100mm	110mm DN100 flange	2 x 200W	50m³/hr	49m³/hr	33m³/hr

\* 40-60mj/cm² recommended.



### Compact control panel

The Compact control panel is easy to use with the basic safety functionality and a lamp life indicator.

- Completely closed panel
- Single LED life indication
- Supplied with power cord and plug
- Flow switch/external contact control
- Lamp hot-start protection

### Comfort control panel

The Comfort control panel not only includes basic safety functionality. An optional UV intensity sensor and/or Pt100 chamber temperature sensor can be connected. With these sensors connected the UV intensity and chamber temperature levels will be monitored and action is taken if these pre-set level are excited. Optionally everything can be controlled and monitored via a ModBus connection.

- PLC controlled
- 2 line 16 character LCD display
- Membrane keyboard
- Multi language
- Main switch with door interlock
- Manual, external and ModBus control
- Completely closed panel

### The medium pressure UV

- 316 St/St Chamber
- 9000 Lamp Life
- 1 Phase 230v 50Hz
- Easy Bulb Replacement System
- Medium Pressure System


#### VGE Pro UV Systems

H	VGE400/COMP	VGE medium pressure multimax 400 c/w compact control system
H	VGE600/COMP	VGE medium pressure 600-85 c/w compact control system
H	VGE600/COMF	VGE medium pressure 600-85 c/w comfort control system
H	VGE1000/COMF	VGE medium pressure 1000-85 c/w comfort control system
H	VGE1500/COMF	VGE medium pressure 1500-170 c/w comfort control system
H	VGE2000/COMF	VGE medium pressure 2000-219 c/w comfort control system
H	VGE2500/COMF	VGE medium pressure 2500-256 c/w comfort control system

#### VGE Pro UV System Accessories

H	VGEUVS	VGE medium pressure digital UV sensor
H	VGETEMPS	VGE medium pressure temperature sensor c/w 10m cable
H	VGE400/LAMP	VGE medium pressure 400w lamp
H	VGE600/LAMP	VGE medium pressure 600w lamp
H	VGEQUARTZ	VGE medium pressure quartz glass

#### Optional UV sensor, temperature sensor or ModBus



Lamp life indicator



Multimax



1500-170



2000-179

#### VGE Pro UV System

Model	Max Flow Rate	Lamp Power	Lamps	Connection	Flow Sensor	Max Working Pressure
	m <sup>3</sup>	watts				
VGE400/COMP	13	400	1 x 400w	2" BSP M	Yes	10 bar
VGE600/COMP	19	600	1 x 600w	90mm/3" Flange	Yes	10 bar
VGE600/COMF	19	600	1 x 600w	90mm/3" Flange	Yes	10 bar
VGE1000/COMF	41	1000	1 x 1000w	110mm/4" flange	Yes	10 bar
VGE1500/COMF	107	1500	1 x 1500w	160mm	Yes	10 bar
VGE2000/COMF	178	2000	1 x 2000w	225mm	Yes	10 bar
VGE2500/COMF	257	2500	1 x 2500w	315mm	Yes	10 bar

For more information please contact The Commercial Division on 01993 777200.



## ATG UV System - WF Range - Commercial Division



### WF Range

One of the world's most compact medium pressure UV systems for swimming pools and aquatics. With optimised hydraulic performance for increased efficiency, and special TWISTLOK lamp design for enhanced safety, the WF series offers both significant installation and operational benefits.

#### Included in the WF range:

- Fully variable power
- Strainer basket
- UV monitoring
- Modbus interface
- Automatic wiper system


#### Optional extras – prices on application

- Extra cable

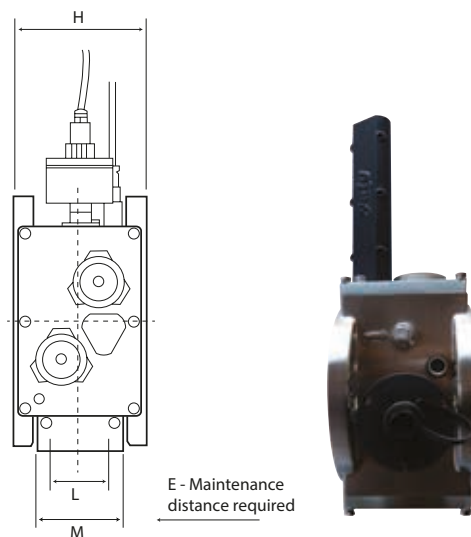
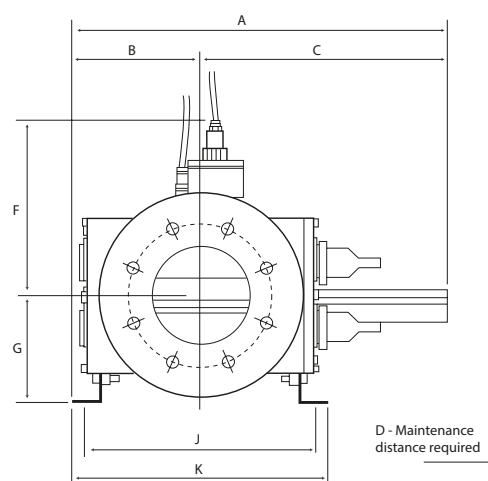
Commissioning available POA. For more information, prices and specifications please contact The Commercial Division on 01993 777200.

#### ATG UV System - WF Range - PN Flange - Auto Wiper

H	WF115-3/AW	3" flange, 1.5 kW max. lamp power, 48 m <sup>3</sup> /hr flow
H	WF115-4/AW	4" flange, 1.5 kW max. lamp power, 82 m <sup>3</sup> /hr flow
H	WF215-6/AW	6" flange, 3.0 kW max. lamp power, 184 m <sup>3</sup> /hr flow
H	WF225-8/AW	8" flange, 5.0kW max. lamp power, 315 m <sup>3</sup> /hr flow



	WF-115-3	WF-115-4	WF-215-6	WF-225-8
Performance				
Certification	CE Marked			
UV lamp & monitoring				
Lamp power range	0.75-1.5kW	0.75-1.5kW	0.75-1.5kW	1.25-2.5kW
Lamp number	1	1	2	2
Lamp life	9,000 Hours			
Lamp design	TWISTLOK Quick release, enhanced safety – medium pressure			
UV monitoring	AT-463 (4-20 mA) IP66			
Variable power	100% to 50% Power (automatic dose pacing)			
UV chamber				
Connection size (mm/inch)	DN 80/3"	DN 100/4"	DN 150/6"	DN 200/8"
Connection type	BS4504 PN10 RF Flange			
Design pressure	10 Bar design (15 Bar test)			
Material construction	Cast 316L stainless steel			
Internal / external finish	(Cast Finish) Electropolished			
Lamp & wiper access	Single Ended Access			
Quartz type	High purity quartz sleeves			
Mounting	Fixed Brackets			
Temperature probe	AT-487 (PT-100) – IP66			
Vent & drain ports	Yes			
Ingress protection	IP65			
Installation	Horizontal or Vertical			
Chamber options	Super Duplex 25% Chrome Steel / Connection types			
Spectra 2				
Design	Epoxy coated mild steel – IP54 standard			
Control type	Microprocessor			
Interface	Soft touch push button with text display/7" Touch screen HMI – full colour display (optional)			
Communication	Modbus / Data Stream (other fieldbus options available)			
Lamp power supply	Choke			
Power consumption	1650W		5500W	
Mains power	230V Others Available		400V Others Available	
Power requirements	1 Ph + N + E		3 Ph + N + E	
Frequency	50 Hz (60 Hz Optional)			
Protection	Door locked isolator, MCB & earth leakage protection			
Operating temperature	Max working ambient +45°C			
Operational information	Please see SPECTRA II Datasheet for further information			




	WF-115-3	WF-115-4	WF-215-6	WF-225-8
A	514mm	514mm	630mm	630mm
B	158mm	158mm	215mm	215mm
C	357mm	357mm	415mm	415mm
D	370mm	370mm	485mm	485mm
E	250mm	250mm	250mm	250mm
F	231mm	231mm	292mm	292mm
G	120mm	120mm	180mm	180mm
H	160mm	160mm	180mm	180mm
J	275mm	275mm	390mm	390mm
K	315mm	315mm	430mm	430mm
L	80mm	80mm	80mm	80mm
M	120mm	120mm	120mm	120mm
Dry Weight	27kg	26kg	57kg	53kg
Wet Weight	30kg	29kg	57kg	53kg

**NEW**

## Mr. Light Inverter Salt Chlorinator



### Unique OvalPad Design



### Innovative OneCell

Mr. Light uses the latest in Inverter technology which automatically adjusts the output current to prevent over chlorination and only requires a salinity level of 1000ppm to operate!

The stylish touch screen controller includes an inbuilt peristaltic pump for pH dosing. This chlorinator also includes an integrated pH and Temperature Probe, ORP Probe and a flow switch all housed within the Salt Cell for monitoring of the water quality and ease of installation.

#### Features:

- 120% Boost Mode
- Low Salt Level at only 1000ppm (1g/l)
- Self Cleaning Cycles of 2, 4 or 6 hrs (4hrs Default)
- Stylish Oval Controller with Simple touch screen interface
- Average Cell life of 10,000 hrs
- 5 year warranty on both the Controller and Salt Cell

**Please Note:** The Salinity level is calculated by the pool water current flowing through the salt cell. We always recommend the use of a Salt Test pen to test for the salinity level within the pool to calculate any Salt addition required.

#### Mr. Light Inverter Salt Chlorinator

<b>E APS23</b>	For pools up to 70m <sup>3</sup>
<b>E APS31</b>	For pools up to 100m <sup>3</sup>
<b>E APS35</b>	For pools up to 120m <sup>3</sup>



**COMING  
SPRING  
2025**

## Salt Chlorinators - AutoPilot



#### AutoPilot Nano

<b>Q APNANOPLUS</b>	Pool Pilot Digital Nano for pools up to 120m <sup>3</sup>
---------------------	---



**Pool Pilot<sup>®</sup>  
DIGITAL NANO**

Pool Pilot Digital Nano features include microprocessor controls with a digital read-out of pool water temperature, current salt level, chlorinator production level and more. It also tells you how much salt to add should it run low. AutoPilot's patented manifold (as pictured) is included as standard.

- Low minimum salt level – operates at only 2,500ppm (2.5kg salt/1m<sup>3</sup>)
- Patented bypass manifold system for ease of installation and efficient chlorine delivery
- Self-cleaning cell which operates in water up to 40°C and a salt content up to 35,000ppm

Check compatibility of heating equipment and all pool tank fittings before installation.

Please see Sacrificial Anode on page 182.

#### Why Salt Chlorinators?

- Never buy chlorine again
- Simple to use
- No more red eyes
- No more itchy skin
- No more faded swimwear
- Environmentally friendly
- Automatic cell cleaning
- No more damaged hair
- No more holiday worries
- Energy efficient
- Soft, silky feeling water



## Domestic Water Treatment



### Gen Salt OT Salt Chlorinators

- 3 Models offering chlorine production of 10, 18 & 25g/hr
- Simple backlit 4 line LED display
- Operating modes - Normal, Boost (100%) & Low (cover mode 0-30%)
- Self cleaning electrolysis cell via reverse polarity
- 24hr timer/2 timers for chlorination, 2 timers for single speed pump
- Low salt indicator with reduced production to protect cell
- No flow detector to prevent production and protect cell
- 2 year warranty
- Salt level (recommended-minimum) 4g/l-3g/l - 4kg/m<sup>3</sup> -3kg/m<sup>3</sup>

#### Options:

- Module to measure and reduce pH levels with integral peristaltic pump
- pH range 0.0-12.0/accuracy +/-0.1pH
- Pump max output 1.2l/hr
- Maximum system counter pressure 1.5bar
- 2 year warranty

#### Gen Salt OT Salt Chlorinators

X	WW000159	Gen Salt OT 10 - for pools up to 40m <sup>3</sup>
X	WW000160	Gen Salt OT 18 - for pools up to 70m <sup>3</sup>
X	WW000161	Gen Salt OT 25 - for pools up to 110m <sup>3</sup>
X	WW000176	pH Link Module for pools up to 160m <sup>3</sup>



### Ei2 Salt Chlorinators

- 3 models offering chlorine production from 12 to 25 grams per hour
- Simple, easy "no plumbing" installation using a unique "Quick Fix" cell
- Self-cleaning cell
- Slatted Cover Mode - Automatic reduction of chlorine production when the slatted cover is closed (adjustable 0%-20%)
- Low Salt Indicator
- Titanium electrode with long lasting surface treatment
- 2 year warranty
- Recommended salt level - minimum 4,000ppm (4kg salt/1m<sup>3</sup>) - 3,000ppm (3kg salt/1m<sup>3</sup>) min

#### Ei2 Salt Chlorinators

X	WW000244	Ei2 12 Salt Chlorinator - for pools up to 50m <sup>3</sup>
X	WW000245	Ei2 20 Salt Chlorinator - for pools up to 90m <sup>3</sup>
X	WW000246	Ei2 25 Salt Chlorinator - for pools up to 110m <sup>3</sup>



### The pH Expert

Uses proportional dosing technology to maintain pH at a set point. The dosing time is automatically adjusted depending on the difference between the pH of the swimming pool and the pH set point.

Range is 0 – 14 pH. Accuracy of +/- 0.1

All installation fittings are included, with the exception of chemical holding tanks. See page 199 for tank selection.

#### pH Expert - Includes Probe & Fittings

X	BASPHP	'pH Expert' - pH regulation or all types of in-ground pools up to 150m <sup>3</sup>
X	EXPOD	Pod Kit - Optional extra for use with pH Expert or Chlor Expert



### Sacrificial Anode

Designed for new installations but can be easily fitted to existing installation. The sacrificial zinc anode protects heaters, pool lights and rails from damage due to galvanic corrosion. 4 feet of copper bonding wire is included.

#### Salt Chlorinator Extras

G	MNA25	Granular Salt - 25kg sack
H	TKCON	Electronic test pen for salt (0-10,000ppm)
H	CKSA	Sacrificial anode for salt chlorinator
H	CKRSA	Replacement sacrificial anode



## Ionic & Mineral Purification



### Puronizer Ionic Purifier

- Manufactured in Britain, the Puronizer is a tried and tested product which uses charged ions to kill bacteria and algae. A simple to use method of ensuring quality water with very little effort
- Chlorine consumption is reduced by up to 60% making it particularly ideal for those sensitive to chlorine, e.g. asthmatics
- Less maintenance and low running costs



#### Puronizer Ionic Purifier

<b>G</b>	<b>ION20</b>	Puronizer for pools up to 90m <sup>3</sup> (20,000g)
<b>G</b>	<b>ION30</b>	Puronizer for pools up to 135m <sup>3</sup> (30,000g)
<b>G</b>	<b>ION40</b>	Puronizer for pools up to 180m <sup>3</sup> (40,000g)

### Nature2 Water Purifier

<b>X</b>	<b>NA200SPA</b>	Nature2 Spa - fits inside spa filter cartridge - case of 6
----------	-----------------	--





## Viron eQuilibrium Salt Chlorinator System

Certikin's Viron eQuilibrium Salt Chlorinator brings a new benchmark in efficiency, control, convenience and reliability. To be accurate, salt or minerals don't sanitise the pool, chlorine does. Salt or minerals, when dissolved into your pool water are converted by the Viron eQuilibrium Salt Chlorinator into chlorine which sanitises your pool. The salts or minerals, in roughly the same solution as a tear drop, pass through the electrolytic plates in the Viron chlorinator cell to form chlorine which kills all the contaminants within the pool and prevents bacteria and algae from forming.

But the process of producing the chlorine from salt or minerals actually increases the pH of your pool water.

When the pH increases, the chlorine becomes less effective, requiring ever higher levels of chlorine to keep your water crystal clean. The Viron eQuilibrium Salt Chlorinator incorporates a very smart algorithm that doses pH adjuster to match the amount of sanitiser produced and balance the pH of your pool. This is achieved in the most cost effective way as no pH sensor is required. Small adjustments are made by manually testing the water and adjusting the pH output.

The Viron eQuilibrium Chlorinator System incorporates a peristaltic pump and connections to automatically feed the pH adjuster in measured doses eliminating the need to manually handle and dose acid.

Sufficient sanitiser ensures the destruction of pathogens, bacteria and algae that are harmful to swimmers. Too much sanitiser can be harmful to your pool interior, pump, filter and heating equipment. Viron eQuilibrium 3 System continually senses the sanitiser level with sophisticated pure gold sensor while the micro processor receiving this information reacts by modulating the output of the electrodes that produce the sanitiser. The result is the perfect level of sanitiser that quickly reacts to varying environmental conditions and pool use. When the family goes for a swim the sanitiser is quickly used up.

When fully optioned with eQuilibrium 2 and 3 sensors, the Ai mode can be selected. Ai mode eliminates the traditional method of setting a time clock and hoping the pump operates for sufficient time to remove the organic material and sanitise the pool. Not only is the whole filtration and sanitation now handled automatically, Ai mode continually monitors the pool water sanitiser level and instantly turns the pump flow rate up reactivating the sanitiser production whenever there is a sudden drop in the correct levels due to an influx of bathers.

### Features:

- 4 sizes to suit all pools
- 3 Models to suit all budgets
- Upgrade from semi automatic pH control through to full chlorine and pH sensing and control
- Ai mode for total pool control
- Suitable for salt, mineral and AcquaTherapé Pools

### Viron eQuilibrium Salt Chlorinator

E	EQ18	eQuilibrium Salt Chlorinator 18gm/hr
E	EQ25	eQuilibrium Salt Chlorinator 25gm/hr
E	EQ35	eQuilibrium Salt Chlorinator 35gm/hr
E	EQ45	eQuilibrium Salt Chlorinator 45gm/hr
E	EQSKPH	pH Sensor Kit
E	EQSKCL	Cl Sennsor Kit

Incorporating all the functions of the eQuilibrium System, the eQuilibrium 2 Chlorinator has an pH sensor to maintain the perfect pH level. Different pool surfaces have different ideal pH levels. With the Viron eQuilibrium Chlorinator your pH is sensed every 15 minutes and the appropriate measure of pH adjuster is accurately dosed by the inbuilt peristaltic pump. Simply replenish your pH adjuster once a month or even longer and let Viron eQuilibrium 2 Chlorinator System sanitise and balance your pool water pH.

	EQ18	EQ25	EQ35	EQ45
Chlorine Output hr	18gm/hr	25gm/hr	35gm/hr	45gm/hr
Pool volume ltrs Temperate Climate	50,000	96,000	120,000	170,000
Pool volume Tropical Climate	40,000	60,000	80,000	105,000



## E Series Salt Chlorinators

**Convenience** - Manual dosing with liquid or granular chlorine can be haphazard and requires discipline to do on a daily basis. The E Series Salt Chlorinator continually generates chlorine while the filter pump is running at the level you require. **Just set and forget.**

**Simplicity** - The easy to use touch pad enables complete control of your filter pump and sanitizer. Simple to use, the E Series Chlorinator allows you to select two timer periods each day to operate your pump and chlorine output levels from 1 to 8.

**Intelligent Self Cleaning** - During operation, the anode in the electrolytic cell attracts a build up of calcium and other debris which requires periodic cleaning. Most chlorinators reverse the polarity to the cell, which in turn releases the residue of calcium and debris. The intelligent E Series chlorinator analyses the output setting to optimise the polarity of the electrolytic cell. By minimizing the number of reversals it ensures the cell is clean and significantly extends the life of your chlorinator.

**Durability** - The LCD display is specially constructed to withstand high temperature and UV radiation and all electronic components are mounted on engineered heat sinks to maximise cooling and long life.

### E Series Salt Chlorinator

The E Series simplifies the operation and functionality to provide a low cost, low maintenance salt chlorinator suitable for most sized residential swimming pools.

The E Series Salt Chlorinator eliminates the need for manual dosing with liquid or granular chlorine on a frequent and regular basis. Salt, when added to your pool in concentrations of around 0.5%, is converted into chlorine as it passes through the electrolytic cell and kills the contaminants within the pool to prevent bacteria and algae from forming. The residual chlorine in the water provides the safest ongoing disinfection of your pool water at any time - even when an influx of swimmers jump in or the water is contaminated by other foreign objects.

### E Series Salt Chlorinators

<b>E</b>	<b>ESSC25</b>	E25 Salt Chlorinator 25gm/hr pools up to 96m3
<b>E</b>	<b>ESSC35</b>	E35 Salt Chlorinator 35gm/hr pools up to 120m3



## Salt Chlorinators - Commercial

### Salt Chlorinators - Commercial

E	PESC40	Model 50EX 50gm/hr
E	PESC65	Model 80EX 80gm/hr
E	PESC100	Model 120EX 120gm/hr
E	PESC150	Model 180EX 180gm/hr
E	PESC250	Model 300EX 300gm/hr
E	PESC500	Model 600EX 600gm/hr

### Salt Chlorinators - Commercial - with Integrated pH/ORP Controls

E	PESC40+	Model 50EX 50gm/hr with pH/ORP Control
E	PESC65+	Model 80EX 80gm/hr with pH/ORP Control
E	PESC100+	Model 120EX 120gm/hr with pH/ORP Control
E	PESC150+	Model 180EX 180gm/hr with pH/ORP Control
E	PESC250+	Model 300EX 300gm/hr with pH/ORP Control

Certikin offer a full range of Commercial Salt Chlorinators with Chlorine outputs from 50g/h to 500g/h. Please contact us for more information and sizing.

Description	PESC40	PESC65	PESC100	PESC150	PESC250	PESC500
Std working voltage	230 VAC / 50-60 Hz			380VAC / 50-60 Hz		
Output (dc)	25 A	40 A	65 A	90 A	150 A	300 A
Production (g/h)	40-50	65-80	100-120	150-180	250-300	500-600
Cell line connections	Flanged D63			Flanged D90		
Flow detector	Gas Detector					
Salinity / Temp range	4-6 g/l +15 - 40°C					
Electrodes	Self cleaning coated Titanium. Estimated lifetime: 10,000-12,000 hours of operation (depending on water quality)					
Production control	0-100%					
Polarity switch	Programmable from control panel: 2/4 hours + test mode (2 minutes)					
External control	Input for potential free contact for ORP/RESIDUAL CHLORINE control Input for potential free contact for REMOTE STOP					



Optional Extra - ODEPEF99

	100	200	300	400	500	600	800	1000
Minimum Equipment	50g/h	120g/h	180g/h	180g/h	120-120g/h	300g/h	180-180g/h	300-180g/h
	50g/h	80g/h	120g/h	180g/h	180g/h	120-120g/h	300g/h	180g/h
Users / Day								
100	120g/h 80g/h	120g/h						
200		120-120g/h 180g/h	120-120g/h 180g/h	120-120g/h 180g/h				
400			300-120g/h 180-180g/h	300-120g/h 180-180g/h	300-120g/h 180-180g/h	300-120g/h 180-180g/h	300-180g/h 180-180g/h	
600				600g/h 300-180g/h	600g/h 300-180g/h	600g/h 300-180g/h	600-120g/h 600g/h	600-120g/h 600g/h
800					600-300g/h 600-120g/h	600-300g/h 600-120g/h	600-300g/h 600-120g/h	600-300g/h 600-120g/h
1000						600-300-120g/h 600-300g/h	600-300-120g/h 600-300g/h	600-300-120g/h 600-300g/h
1250							600-600g/h 600-300-120g/h	600-600-120g/h 600-600-120g/h

Recommended model(s) filtration time 12h/day

Allowed model(s) filtration time 18h/day

#### Selection Guide

In the case of public pools, it is essential to select the size of the salt-water electrolysis system by taking into account not just the volume of the pool, but also the maximum number of bathers per day and the climate conditions (open air, air-conditioned, etc).

The selection guide will give an indication of what unit(s) will be required. For help in deciding the size of the electrolysis unit for a specific installation, do not hesitate to contact us for assistance.

#### Custom design

To meet the needs of any larger-scale installations such as water parks, aquariums, garden pool or ornamental fountains, our larger models also allow additional functions to be incorporated via optional add-ons; pH/ORP (redox) and pH/chlorine (ppm).

## Chemical Feeders, Solenoids & Domestic Dosing Systems



### Rainbow Chemical Feeders

<b>E</b>	<b>RA320C</b>	Rainbow 320 In-line feeder 1.5" connections - clear sided for Chlorine or Bromine
<b>E</b>	<b>SPRA02</b>	Rainbow 320 10" extension
<b>999</b>	<b>SPRA12</b>	Spa Chamber Insert. Recommended for use with 320 feeders
<b>E</b>	<b>RA300C</b>	Rainbow 300 Off-Line feeder clear-sided for Chlorine or Bromine
<b>E</b>	<b>RA300-19</b>	Rainbow 300-19 Off-Line feeder for Chlorine or Bromine
<b>E</b>	<b>RA3315</b>	Rainbow HC-3315 High capacity Off-Line feeder for Chlorine or Bromine
<b>E</b>	<b>RA3330</b>	Rainbow HC-3330 High Capacity Off-Line feeder for Chlorine or bromine



Rainbow Chemical Feeders

### Perform-Max Feeders

<b>D</b>	<b>SKF920</b>	Perform-Max 920 in-line feeder 1.5"
<b>D</b>	<b>SKF940</b>	Perform-Max 940 in-line feeder 2"
<b>D</b>	<b>SKF960</b>	Perform-Max 960 off-line feeder 1.5"



Perform-Max Feeder

### Hayward Chemical Feeder

<b>D</b>	<b>HACL220</b>	Hayward CL220 Off-line Feeder 1.5" - holds 4kg of tablets, suitable for pools up to 32,000g (145m³) chlorine or 16,000g (72m³) bromine
----------	----------------	--

### Solenoid Valves

<b>Q</b>	<b>BU1/4</b>	0.25" Burkert 240 volt Solenoid Valve
<b>Q</b>	<b>BUO1/4</b>	0.25" Burkert 240 volt Solenoid Valve for Ozone use
<b>Q</b>	<b>BU1/2</b>	20mm Burkert 240 volt Solenoid Valve
<b>Q</b>	<b>BU3/4</b>	0.75" Burkert 240 volt Solenoid Valve



Solenoid Valve



RANRV

### Rainbow Non Return Valve

<b>D</b>	<b>RANRV</b>	Rainbow 1.5" - 2" non return valve - 2lb spring
----------	--------------	---

### Sizing for Perform-Max Feeders (suitable for use with Bromine or Chlorine)

Feeder Model	Feeder capacity kg	Pool Capacity Approx	
		M³	Gallons
SKF920 (inline)	3.2	55	12500 Bromine
SKF920 (inline)	3.2	75	16700 Chlorine
SKF940 (inline)	4.5	95	20800 Bromine
SKF940 (inline)	4.5	185	41600 Chlorine
SKF960 (offline)	4.5	75	16600 Bromine
SKF960 (offline)	4.5	150	33300 Chlorine

### Sizing for Rainbow Feeders (suitable for use with Bromine or Chlorine)

Feeder Model	Chemical	Feeder capacity kg	Pool Capacity Approx	
			M³	Gallons
RA300C	Bromine	2.2	90	20,000
RA300-19	Bromine	4.0	102	22,500
RA320C	Bromine	2.2	50 / 131*	11,200 / 29,000*
RA3315	Bromine	6.8	76	16,800
RA3330	Bromine	13.6	154	34,000
RA300C	Chlorine	2.2	181	40,000
RA300-19	Chlorine	4.0	205	45,000
RA320C	Chlorine	2.2	102 / 265*	22,500 / 58,300*
RA3315	Chlorine	6.8	370	81,300
RA3330	Chlorine	13.6	590	130,00

\* Bottom Feed / Top Feed

## The CertiDos DomTriK

An economical solution for domestic pool and spa water treatment. The CertiDos DomTriK dosing system reads and corrects an optimum pH via the addition of a liquid acid and allows the user to trickle feed a manually calculated and inputted quantity of liquid sanitiser into their pool or spa over a 24 hour period.

### CertiDos DomTriK

<b>H</b>	<b>CDEDOMFK</b>	CertiDos Domestic Dosing Package
----------	-----------------	----------------------------------







# DOSING EQUIPMENT

173  
Dosing  
Equipment

## Domestic Kit Pack



### CertiDos DomTriK Dosing System

In response to market demand, we offer an economical solution for domestic pool and spa water treatment. The CertiDos DomTriK dosing system reads and maintains an optimum pH level via the addition of a liquid acid and allows the user to trickle feed a manually calculated and inputted quantity of liquid sanitiser into their pool or spa over a 24 hour period.

pH control is via an in-line pH probe mounted with the saddle clamp that is included within the kit. Guidance in respect to quantity of liquid sanitiser is provided by both the installation pack information and the chemical supplier.

Most domestic pools/spas have a low routine use within stabilised environments. It has, for many years, been the choice of the owner/support company to either 'hand dose' chemicals on a weekly/monthly basis or utilise an erosion feeder on this type of application. CertiDos DomTriK continually monitors and manages the pH whilst at the same time trickle feeding liquid sanitiser (sodium hypochlorite) at a defined rate. This allows the owner/operator to optimise the hourly/daily/weekly addition of sanitiser to maintain a safe 'norm,' without the uncontrolled addition of cyanuric acid to the water.

The full installation kit comprises of:

- |  |  |   |
|--|--|---|
| 1) Controller with integral peristaltic pumps                              | 6) 2 x Chemical carboy bunds                             | 10) Protective sheathing for dosing discharge lines |
| 2) pH electrode  | 7) 2 x Chemical injection valve                          | 11) Lovibond Pooltester                             |
| 3) Inline probe holder   | 8) 2 x Chemical carboy suction lance                     | 12) PPE Kit   |
| 4) Long reach inline flow sensor   | 9) Chemical safety labels for bunds and injection points | 13) Installation guidance pack                      |
| 5) 4 x Saddle Clamp (50, 63 or 90mm).<br>Other sizes available on request. |  |   |

### Why CertiDos DomTriK?

The system is a simplified yet controlled approach giving unmonitored addition of sanitiser on a domestic application. A calculation for the addition of sanitiser is included on the backboard of the controller as is installation advice.

All you need in one kit – hardware, software, guidance, personal protective equipment and test kit (when purchasing the full kit).

Reduced installation time – can be completed in less than one hour.

Full safety interlock including no flow detection via flow switch.

Available from stock for next day delivery.

Installation, commissioning and training can be provided if required – see page 198.

A basic kit including controller, pH probe and inline probe holder is also available.

### CertiDos Domestic Dosing Package

H	CDEDOMFK	CertiDos Domestic Dosing Package - Full Kit
H	CDEDOMBK	CertiDos Domestic Dosing Package - Basic Kit



## Domestic Redox Systems



Redox based systems indicate the Oxidation Reduction Potential (ORP) of the water (sanitiser activity), but not the quantity of sanitiser present.

ORP can be used to control a set point to safeguard bathers. As with all ORP based systems, it is vitally important to ensure the body of water is balanced prior to commissioning the equipment.

Once the body of water is balanced (key aspects being pH; free and combined chlorine) the mV reading given should be used as the set point for the controller.

The systems shown offer an economical method of monitoring pool water quality and are best suited to domestic applications.

### CertiDos WPRH

H	CDEPAWPRH	WPRH Dosing System
---	-----------	--------------------



Chemical to be dosed must be positioned below the unit

## Domestic Erosion (feeder) Systems



Tablet feeders or salt chlorinators can be directly 'plugged in' to the integrated socket on the controller. The integral software has pH priority to ensure optimum conditions for sanitation.

Also available in Closed Amperometric or Open Potentiostatic Chlorine probe options. Please contact us for a quotation.

Feeders can be found on page 184.

### Redox Feeder Based System Considerations

As with all ORP based systems it is important to balance the body of water before installation as the mV reading given will be used as the set point for the controller. The key aspects to this being pH, free and combined chlorine.

Data must be gathered for the specific erosion feeder plus the chemical being used to enable you to, initially, estimate the amount of chemical that is being eroded over a given time.

Consideration must be given that even if the erosion rate is established, it can ultimately vary over time depending on the design of feeder because of the changing level of chemical tablets present within it.

Another important relationship to understand is the main circulation flow rate against the addition flow rate of chemicals. The feeder erosion rate must be suitably sized against the circulation pump in order to avoid over or under dosing the body of water.



Chemical to be dosed must be positioned below the unit

### CertiDos WPSRH

H	CDEPAWPSRH	WPSRH Dosing System
---	------------	---------------------

## Domestic Active Oxygen With pH Control



CertiDos WDPHOS Dosing panel for pH monitoring and control plus Active Oxygen timed addition.

### CertiDos WDPHOS

H	CDEPAWDPHOS	Controller with integral solenoid pumps
---	-------------	---

Tanks and other accessories are required in order to form a complete system. See pages 198-201 for more information.

Chemical to be dosed must be positioned below the unit.



Chemical to be dosed must be positioned below the unit



## LD Series Controller Systems

The LD Series controllers are suitable for a wide range of dosing applications and are compatible with Amperometric Open Cell, Closed Cell and Open Potentiostaic Free Chlorine Probe options along with pH control and Temperature.

The Encoder wheel allows for easy navigation of the menus, and a tiered password system allows for restricted or full access on site as required.

A full range of connectivity options are available via GPRS/GSM modem or local ethernet to allow access to the controller remotely via the ERMES online software for real time updates.

For a full specification sheet, or a bespoke dosing quotation, please contact us.

Panel Pricing Examples:

### Open Potentiostaic Chlorine Probe

#### CertiDos LDPHPS

<b>H</b>	<b>CDEPALDPHPS</b>	LDPHPS Dosing System
----------	--------------------	----------------------

### Open Amperometric Cell

#### CertiDos LOC

<b>H</b>	<b>CDEPALOC20</b>	LOC Dosing System
----------	-------------------	-------------------

### Closed Chlorine Probe

#### CertiDos LCP


<b>H</b>	<b>CDEPALDCL3</b>	LCP dosing system
----------	-------------------	-------------------

Tanks and other accessories are required in order to form a complete system. See pages 198-201 for more information.

Chemical to be dosed must be positioned below the unit.



Open Potentiostaic Chlorine Probe



Open Amperometric Cell



Closed Chlorine Probe



# CENTURIO Pool Multiparameter Control System for Swimming Pools and Spas



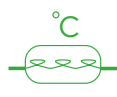
## Multiparameter Control System for Swimming Pools and Spas



LIGHTING  
CONTROL



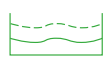
COVER  
CONTROL



HEATING  
CONTROL



FEATURE  
CONTROL



POOL LEVEL  
MONITORING



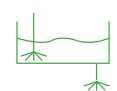
SIX  
TIMER  
OUTPUTS



AUTO  
BACKWASH  
CONTROL



PRE & POST  
FILTER  
PRESSURE  
MONITORING



AUTO TOP UP  
CONTROL



AUTO SHOCK  
CHLORINATION



CHLORINE  
ACTIVITY  
MONITORING



REMOTE  
CONNECTIVITY  
AS STANDARD



'An innovative and all encompassing new product for pool water monitoring and control'

DATA	CENTURIO POOL
<b>Interface</b>	
Screen	4.3" Colour Touch Screen
<b>Reading Parameters</b>	
Total allowable Reading Channels	10
Free Chlorine	Closed & Open Reading Options, Control
pH	Reading, Control
Temperature	Reading, Control
ORP	Optional - Reading, Control
Conductivity	Optional - Reading, Control
Total Chlorine	Optional - Reading, Control
Combined Chlorine	Optional - Reading, Control
Active Free Chlorine	Optional - Reading
Turbidity	Optional - Reading, Control
Automatic Sensor Cleaning	Yes
Variable Sample flow Compensation	Optional
<b>Inputs</b>	
Flow Input	1
Digital Inputs	8
Variable Chemical Tank Level Sensors	"Reading, Control Optional - Variable Level Sensor Modules"
Backwash Water Meter Input	Yes
<b>Outputs</b>	
0/4-20mA	6
Relay	"8 Powered 2 Volt Free"
LED Flow Block Alarm Status	Yes
Optocuple Pulse	8
Flocculant	1
Daily/Weekly Timer	"6 Outputs 0-10 Timers per Day"

DATA	CENTURIO POOL
<b>Control Types</b>	
Control Types	On/Off, Proportional, Pulse
<b>Swimming Pool Control Functions</b>	
Eco Mode	No
Shock Chlorination Function	Yes
Backwash Dechlorination Function	Yes
Automatic Backwash Timer Function	Yes
Heating Control	Yes
Pool Cover Timer Control	Yes
Pool Water Feature Timer Control	Yes
Pool Lighting Timer Control	Yes
<b>Data Logging</b>	
Local Data Logging	USB and Graphical
Local Connectivity	Yes
Local RS485 Connectivity	Yes
MODBUS	Yes
<b>Remotely Hosted Webserver</b>	
Remote Webserver	"ERMES - Local Analytics and Full Control"
<b>Webserver Interfaces</b>	
Ethernet Connectivity	Yes
Cellular Connectivity	Optional
WIFI Connectivity	Optional
<b>Updates and Configuration</b>	
Software Updates	Live Internet Updates
Storage of Settings	"Multiple Restore Points & the Default settings can be saved/restored"
<b>Aftersales</b>	
Warranty	5 Years

Other features and functions possible. Please speak to us about your requirements for a quotation.

# CENTURIO Pool Multiparameter Control System for Swimming Pools and Spas



The no compromise multiparameter CENTURIO POOL controller is designed with flexibility and ease of use in mind. Installers may choose from a selection of 10 different probe input modules across six different channels.

Channels include pH, ORP, free chlorine, total chlorine, combined chlorine, bromine, hydrogen peroxide, ozone, turbidity, TDS and may more.

Featuring ethernet and MODBUS connectivity as standard, CENTURIO POOL also boasts connections for pool lighting, covers, heating, water features, level monitoring, backwash control, filter pressure, auto top up, shock chlorination. For further details please enquire.

Centurio Panel, pH, Closed Cell Chlorine


- Centurio panel
- Pre-Filter
- pH electrode
- Flow sensor
- Close amperometric probe

Centurio Panel, pH, Closed Cell Chlorine, Total Chlorine, Combined Chlorine

- Centurio panel
- Pre-Filter
- pH electrode
- Flow sensor
- Closed amperometric probe
- Free chlorine probe
- Combined chlorine display

Centurio Panel, pH, Closed Cell Chlorine, Total Chlorine, Combined Chlorine, TDS & ORP

- Centurio panel
- Pre-Filter
- pH electrode
- Flow sensor
- Closed amperometric probe
- Free chlorine probe
- Combined chlorine display
- TDS probe
- ORP probe



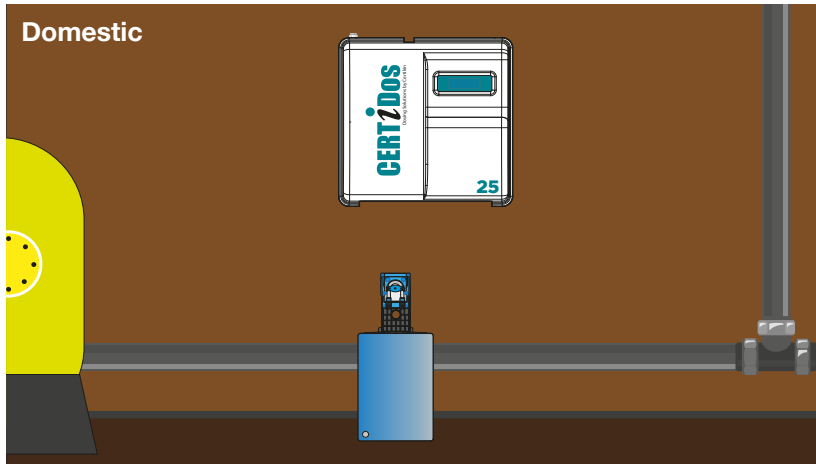
## CENTURIO Controller

<b>H</b>	<b>CDCENFP</b>	CENTURIO Panel, pH, Open Potentiostatic Probe Chlorine
<b>H</b>	<b>CDECENF</b>	CENTURIO Panel, pH, Closed Cell Chlorine
<b>H</b>	<b>CDECENFTC</b>	CENTURIO Panel, pH, Closed Cell Chlorine, Total Chlorine, Combined Chlorine
<b>H</b>	<b>CDECENFTCTDSR</b>	CENTURIO Panel, pH, Closed Cell Chlorine, Total Chlorine, Combined Chlorine, TDS & ORP

All controllers are pre mounted on a CertiDos back board for easy installation.

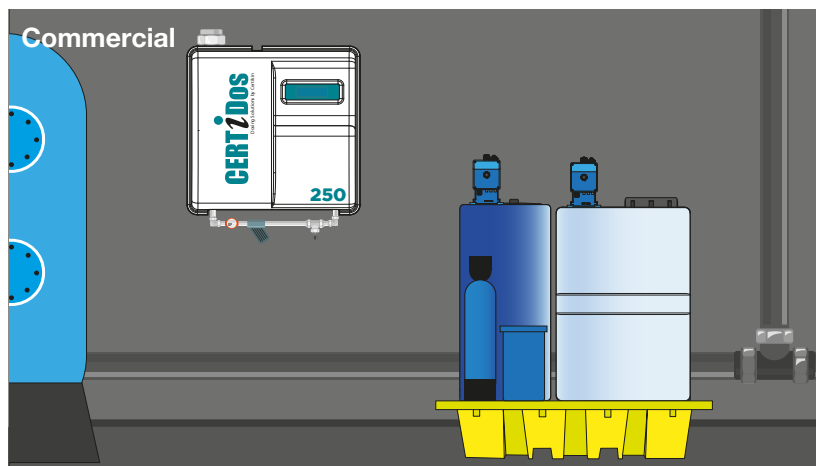
Other controller configurations/options are available upon request. Please enquire.

## In Situ Generation of Sodium Hypochlorite with Salt



### CDE-DOM25

- Efficient generation of a low strength sodium hypochlorite solution from salt - reducing the manual handling of hazardous chemicals.
- Salt is readily available at a relatively low cost and is safe to store on site without additional measures.
- A minimum of one weeks operation between brine tank refills.
- Internal reservoir for generated sodium hypochlorite.
- No water softener required.
- Self cleaning system with unique plate coating considerably enhancing the service life.
- Circulation Rates: Up to 17m<sup>3</sup>/hr



### CDE-COM250/CDE-COM500

- Efficient generation of a low strength sodium hypochlorite solution from salt - reducing the manual handling of hazardous chemicals.
- Salt is readily available at a relatively low cost and is safe to store on site without additional measures.
- A minimum of one weeks operation between brine tank refills.
- Large tank to store generated sodium hypochlorite.
- Multiple pools can be served from a single salt chlorinator unit by fitting additional chemical dosing pumps that draw from the storage tank.
- Generated hypochlorite is of a lower pH which reduces acid consumption.
- Circulation Rates: 125m<sup>3</sup>/hr - 250m<sup>3</sup>/hr

To obtain a quotation, please contact us.

### Why CertiDos Salt Chlorine Generators?

#### Safe Generation

Efficient generation of low strength sodium hypochlorite

#### Low Cost of Ownership

Generate only what you need when you need it

#### Business Resilience

Salt is easy to procure and is readily available

#### Sustainability

No costly transport of chemicals - generate directly on site

Plus a 5 Year Warranty\* as standard

\* Terms and conditions apply

## Carbon Dioxide (CO<sub>2</sub>) Dosing



### CO<sub>2</sub> Flow Controller

An IP rated enclosure which allows adjustment of CO<sub>2</sub> flow to the injection point. Supply can be connected to CertiDos controllers for automatic control based on pH water parameters.

#### CO<sub>2</sub> Flow Controller

<b>Q</b>	<b>CDECO2FC</b>	CO2 Flow Controller - 240VAC
----------	-----------------	------------------------------

### CO<sub>2</sub> Injector / Diffuser

An essential part of any CO<sub>2</sub> system. The injector has been specifically designed so that the injection quill / diffuser can easily be removed for cleaning without the need to isolate the circulation line.

#### CO<sub>2</sub> Injector Diffuser

<b>Q</b>	<b>CDECO2LIN</b>	CO <sub>2</sub> Injection valve - stainless steel quill
----------	------------------	---



CO<sub>2</sub> Injector / Diffuser



CO<sub>2</sub> Flow Controller

## FLOC Dosing Set



A complete FLOC or PAC dosing solution. Ideally suited for chemicals supplied in 25L carboys reducing chemical handling by the end user.

FLOC, or Flocculant, is a liquid that is added into a pool improving the filter efficiency and, in turn, the water quality. FLOC works by bonding together small particles in the water making them much larger and easier to trap in the filtration system.

#### Installation Tips

When installing a Certikin FLOC set we would generally recommend that it is:

- As far away as possible from other dosing equipment
- Away from all sources of chlorine to reduce the risk of chlorine gas generation
- Injected as far upstream as possible

Also:

- Acid/chlorine injection points should be located POST filter
- FLOC cannot be used with DE (Diatomaceous Earth) or high rate sand filters

CDEVCLG pumps are rated 300 or 3000 gr/24hrs max (twin scale).

#### CertiFloc - Supplied Fully Assembled

<b>Q</b>	<b>CDEFLOC1</b>	Floc dosing set (as pictured)
<b>Q</b>	<b>CDEFLOC2</b>	Twin Pump Floc dosing set *

\* Two pumps drawing from one carboy.

#### Individual Components - Supplied Loose

<b>Q</b>	<b>CDEVCLG</b>	VCLG Floc dosing pumps gr/24hr
<b>Q</b>	<b>CDELASP/V40</b>	Carboy suction lance with level switch (4-6mm connections)
<b>Q</b>	<b>CDEW75U</b>	Carboy bund with support plinth
<b>Q</b>	<b>CDESTVN</b>	Pump mounting bracket

For twin Floc set, 2 x VCLG pumps and 2 x pump mounting brackets are required.

#### Replacement Injector

<b>Q</b>	<b>SPEM07310841</b>	0.50" - 4 x 6 injector - 5 bar (PAC)
----------	---------------------	--------------------------------------

#### Calculating the Addition Rate

- Minimum dose rate (gr/24hr) = filter flow rate (m<sup>3</sup>/h) x 5.8\*
- E.g. 100m<sup>3</sup>/h flow 100x5.8 = 580gr/24hr

\*Assumes the following:

Minimum addition rate of 0.2ml/m<sup>3</sup>/hr

SG of 1.2

VCOG pumps are rated 300 or 3000 gr/24hrs (twin scale)

Once the addition rate is calculated, simply turn the adjustment knob to the calculated setting and switch on the dosing pump.





## Wall Mount Dosing Pumps



Solenoid driven dosing pumps with various features ranging from manual, automatic and pulse proportional control. All Certikin dosing pumps are designed to integrate with Certikin controllers or can be used independently.

### What's in the box

- Level probe with filter
- Injection valve
- End User Manual
- Fixing screws
- Spare fuse
- 2m each suction, discharge and bleed tubing

Certikin dosing pumps can also be purchased as part of tank and bund sets. Please see page 198 for more information.

### Certikin FCE Series Dosing Pumps

Q	CDEFCE1022	FCE Dosing pump 2.2 Ltr/hr @ 10 BAR
Q	CDEFCE505	FCE Dosing pump 5 Ltr/hr @ 5 BAR
Q	CDEFCE3065	FCE Dosing pump 6.5 Ltr/hr @ 3 BAR
Q	CDEFCE0311	FCE Dosing pump 11 Ltr/hr @ 3 BAR
999	SPEM11006251	Maintenance kit to Suit F series 4mm x 6mm



CDEFCE0505

Maintenance kits available for most pumps. Please call us for assistance



CDEPERI

Economy pump with manual stroke frequency adjustment – PVDF/FPM

### Certikin ECO Peristaltic Dosing Pump

Q	CDEPERI	Peristaltic pump 6 Ltr/hr @ 1 BAR adjustable speed
999	SPPXVART	ECO Peristaltic Pump Tube
999	SPPXVARR	ECO Peristaltic Pump Roller

All dosing pumps supplied with metric connections. Imperial connections available on request.

**NOTE:** Economy peristaltic pumps have a maximum working pressure of 1 bar. Please consider system and back pressure plus servicing and maintenance of injectors. Set up and max run time should be known. Not suitable for either continuous or heavy use/ commercial applications or essence dosing. Warranty terms do not allow for installation error, operator error and / or mis application - Nominated run time, in optimum conditions is 2000 hrs. If in doubt, ask.

### Certikin EPR7 Peristaltic Dosing Pumps

Q	CDEPERIEPR7	6 l/hr @ 1 BAR
999	SPEMEPR7PT	Peristaltic Tubing for EPR7
999	SPEMEPR7PR	Pump Rollers for EPR7

EPR7 peristaltic pumps are suitable for commercial applications where a quiet pump option is required.

## Economy Peristaltic Carboy Pump Sets



Matching economy peristaltic dosing pump and bund sets, in a variety of colours are now available from Certikin. Ideally suited to plant rooms where space is at a premium, these compact sets also help operators reduce exposure to risk. Assign each chemical used in the plant room to a specific colour to differentiate.

The carboy bund is suitable for most 20-25L carboys allowing the chemical to be drawn straight from the chemical carboy further reducing exposure to risk and reducing manual handling.

- Uses the Eco Peri\* peristaltic dosing pump.

### Economy Peristaltic Carboy Pump Sets

Q	CDEEPCPSBL	Blue
Q	CDEEPCPSWT	White
Q	CDEEPCPSOR	Orange
Q	CDEEPCPSGN	Green
Q	CDEEPCPGR	Grey
Q	CDEEPCPSBK	Black



## Foot Mount Dosing Pumps



Solenoid driven dosing pumps with various features ranging from manual to automatic proportional control. All Certikin dosing pumps are designed to integrate with Certikin controllers or can be used independently.

Certikin dosing pumps can also be purchased as part of tank and bund sets. Please see page 197 for more information.

### Certikin HTA Series - Manual Pumps

<b>Q</b>	<b>CDEHTA1006</b>	HTA Dosing pump 0.6 Ltr/hr @ 10 BAR
<b>Q</b>	<b>CDEHTA1002</b>	HTA Dosing pump 2 Ltr/hr @ 10 BAR
<b>Q</b>	<b>CDEHTA0705</b>	HTA Dosing pump 5 Ltr/hr @ 7 BAR

Economy pump with manual stroke length and frequency adjustment – PVDF/FPM

### Certikin HTS Plus Series - Proportional Pumps

<b>Q</b>	<b>CDEHTS1006</b>	HTS Dosing pump 0.6 Ltr/hr @ 10 BAR
<b>Q</b>	<b>CDEHTS1002</b>	HTS Dosing pump 2 Ltr/hr @ 10 BAR
<b>Q</b>	<b>CDEHTS0705</b>	HTS Dosing pump 5 Ltr/hr @ 7 BAR

Economy pulse proportional pump with manual stroke length adjustment – PVDF / FPM

### Certikin AMS CL Series - Manual Pumps

<b>Q</b>	<b>CDEAMS0720</b>	AMS Dosing pump 20 Ltr/hr @ 7 BAR
<b>Q</b>	<b>CDEAMS0340</b>	AMS Dosing pump 40 Ltr/hr @ 3 BAR

High capacity pump with manual stroke length and frequency adjustment with low level probe – PVDF / FPM



Maintenance Kits  
available for  
all pumps.  
Please call us for  
assistance

### What's in the box



Level probe with Axial filter



Alarm output cable (MF pump only)



End User Manual



Fixing screws



Injection valve



Spare fuse



2m each suction (PVC), Discharge (LDPE)  
and Bleed (PVC) Tubing

All pumps supplied with metric connections.

## Pump, Tank & Bund Sets



### Pump & Carboy Bund Sets

Ideally suited to plant rooms where tank space is at a premium. This set allows the end user to place chemical carboys into the bund, reinsert the pump suction lance and continue operation. This reduces significantly the amount of chemical handling by the end user. As the bund is square, this gives greater flexibility in positioning the equipment inside the plant room and an overall reduced footprint.

- Certikin Pump and Carboy Bund Sets are suitable for use with most standard 20L and 25L Chemical Carboys.
- Comprising of a dosing pump, lance and matching bund, components which are commonly found in the majority of commercial pool/spa plant rooms.
- We can also supply regular tank and bund sets.
- Tank sizes range from 25Ltr to 200Ltr as standard. All tanks can be supplied with suitable bunds that provide a minimum of 110% ullage of the tank volume.
- Other accessories, such as electric or manual mixers, are available upon request.

#### Package Components

<b>Q CDELASP/V40</b>	Carboy suction lance with level switch
<b>Q CDESTVN</b>	Mounting bracket for wall mounted pumps

\*Don't forget a mounting bracket (CDESTVN) when using a wall mount dosing pump (as pictured)

#### Putting it all together - Why not let us preassemble them for you?

<b>- CDEPTC</b>	Pump, tank and bund set construction
-----------------	--------------------------------------



- 1) Dosing pump (wall mount pictured)
- 2) CDESTVN Mounting bracket
- 3) CDELASP/40 Carboy suction lance
- 4) CDEW75U Carboy bund
- 5) Chemical Carboy

Carbuoy bunds and suction Lances available in either blue or red at additional cost. Please enquire.



Wall mounted dosing pumps can be found on page 196\*  
Foot mounted dosing pumps can be found on page 197



Example pump, tank and bund set fitted with a manual mixer

## Tanks & Bunds



### Tanks safety bunds

PE tanks for chemical mixing and dosing system. With level indicator.

Tanks can be assembled with:

- metering pumps
- suction lances
- mixers
- feed water valve
- outgassing pump hose
- outgassing valve on the higher top side
- bleed water valve

Dummy holes ensure chemical isolation.

All dosing station components assembled on are enclosed into tank diameter.

Mixers screwed on **thread metal insert** are tilted for better central mixing.

Temperature: 0-40° C (32-104°F) Material: PE

#### 25 Litre Holding Tank

<b>Q CDE25U</b>	25 Ltr Holding Tank - Rectangular - 370mm x 270mm x 350mm
-----------------	---

#### Chemical Holding Tanks - Cylindrical

<b>Q ETCHT050N</b>	50 Ltr Holding Tank - Cylindrical - 420mm Dia x 505mm H
<b>Q ETCHT100N</b>	110 Ltr Holding Tank - Cylindrical - 495mm Dia x 735mm H
<b>Q ETCHT200N</b>	250 Ltr Holding Tank - Cylindrical - 610mm Dia x 850mm H

Tank model	Metering Pump Type	Electric Mixer	Suction lance
ETCHT050N	F (with bracket) H		CDELASP/V4
ETCHT100N	F (with bracket) H A	CDEMIXV8MON630 CDEMIX8MON630 CDEMIXV8TRI630 CDEMIX8TRI630 CDEMIXMAN600	CDELASP/V6
ETCHT200N	F (with bracket) H A	CDEMIXV8MON730 CDEMIX8MON730 730mm 3 Phase Electric Mixers On Request, please contact us.	CDELASP/V7

#### 30 Litre Chemical Bund Tank

<b>Q CDE50B</b>	Rectangular Bund to Suit CDE25U - 210mm H x 300mm x 500mm
-----------------	---

#### Chemical Bund Tanks - Cylindrical

<b>Q ETCBT050N</b>	Bund to suit ETCHT050N - 510mm Dia x 425mm H
<b>Q ETCBT100N</b>	Bund to suit ETCHT100N - 545mm Dia x 615mm H
<b>Q ETCBT200N</b>	Bund to suit ETCHT200N - 695mm Dia x 875mm H

#### Rectangular Tanks

<b>Q CDE25U</b>	25 Ltr Holding Tank - Rectangular - 370mm x 270mm x 350mm
<b>Q CDE50U</b>	50 Ltr Holding Tank - Rectangular - 370mm x 300mm x 500mm
<b>Q CDE75U</b>	75 Ltr Holding Tank - Rectangular - 440mm x 300mm x 600mm
<b>Q CDE125U</b>	125 Ltr Holding Tank - Rectangular - 460mm x 290mm x 1100mm
<b>Q CDE175U</b>	175 Ltr Holding Tank - Rectangular - 620mm x 290mm x 1100mm
<b>Q CDE250U</b>	250 Ltr Holding Tank - Rectangular - 825mm x 325mm x 1100mm

#### Rectangular Bunds

<b>Q CDE50B</b>	Rectangular Bund to Suit CDE25U - 210mm H x 300mm x 500mm
<b>Q CDE85B</b>	Rectangular Bund to Suit CDE50U - 300mm H x 310mm x 600mm

#### Chemical Carboy Bund

<b>Q CDEW75U</b>	To suit 25Lt Carboys 600mm H x 440mm x 300mm
<b>Q CDEW75U/BL</b>	Blue Carboy Bund to suit 25Lt Carboys 600mm H x 440mm x 300mm
<b>Q CDEW75U/RE</b>	Red Carboy Bund to suit 25Lt Carboys 600mm H x 440mm x 300mm
<b>Q CDEW75U/YE</b>	Yellow Carboy Bund to suit 25Lt Carboys 600mm H x 440mm x 300mm

#### Tank Safety Labels & Spill Kits

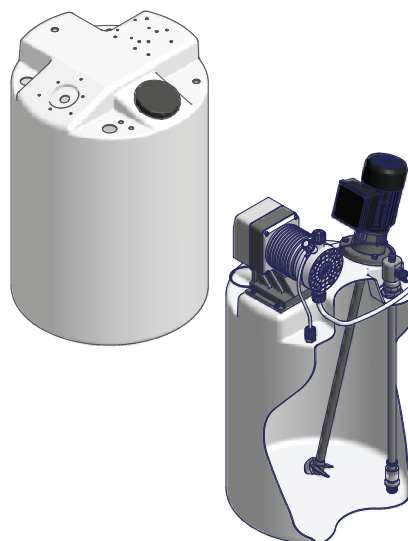
<b>Q LBL01</b>	Sodium hypochlorite label
<b>Q LBL02</b>	Sodium carbonate (soda ash) label
<b>Q LBL03</b>	Sodium bisulphate label
<b>Q LBL05</b>	Hydrochloric acid label
<b>Q LBL08</b>	Calcium hypochlorite label
<b>G SPILL01</b>	Spill kit - small - includes 25 pads, 4 socks, 2 cushions, 1 slab, disposable bag & tie, gloves and goggles
<b>G SPILL02</b>	Spill kit - large - as above with 50 pads

### Dosing station

Pre-assembled dosing station with:

- 1 metering pump (or 2, if any mixer)
- 1 mixer
- 1 feed water valve
- 1 outgassing valve
- 1 or 2 suction lances
- 1 bleed water valve
- 2 probe filters (if any mixer)

If 2 metering pumps are assembled on, install a suction lance with double suction input and a KDPV connection kit.



Certikin tanks and bunds can be supplied as prefabricated sets to suit your requirements. Data sheets available for Chemical day tanks and bunds. Please contact us on 01993 777200.



Sample point, injection point etc labels available on request. Please contact us for more info.



## Dosing Accessories



### Probes, Sensors & Accessories

Q	CDEEPHS	pH probe - 0.8m cable
Q	CDEEPHM	pH probe - 4.5m cable
Q	CDEEPHL	pH probe - 15m cable
Q	CDEERHS	ORP (Redox) probe - 0.8m cable
Q	CDEERHM	ORP (Redox) probe - 4.5m cable
Q	CDEERHL	ORP (Redox) probe - 15m cable
Q	CDEELE/PRLD	Copper/Platinum ECL6 Electrode for LD controllers
Q	CDEELE/PRWD	Copper/Platinum ECL6 Electrode for WD controllers
Q	CDESVCL3S/20	Free Chlorine SVCL Closed Amperometric Probe (Replacement for CDEECL3S/10 Grey Probe)
Q	CDESVCL3S/20	Free Chlorine SCL Closed Amperometric Probe
Q	CDEMC	Membrane cap to suit CDEECL3S/10 (Grey)
Q	CDEES	Electrolyte solution to suit CDEECL3S/10 (Grey)
Q	CDEMC SVCL3	Membrane cap to suit CDESVCL3S/20 and CDESVCL3S/20 (Green)
Q	CDEESSVCL3	Electrolyte Solution to suit CDESVCL3S/20 and CDESVCL3S/20 (Green)
Q	CDEECL20	Free Chlorine/Bromine amperometric cell - 0-10ppm
Q	CDFIL/60	5" Standard Pre-filter with cartridge - 60 micron - 6 x 8 connections
Q	CDFPED4	2 probe holder - pH & Redox - 6 x 8 connections
Q	CDEPEL	In-line saddle single probe holder - pH or ORP 0.5" or 0.75"
Q	CDEPEL	In-line tee single probe holder - pH or ORP - 0.5" or 0.75"



pH probe / electrode with cable

CDFPED4



CDEMC



CDEMC SVCL3

### Tubing

Q	FT4222LD/25	4mm ID x 6mm OD LDPE tubing - 25m coil
Q	FT4222/25	4mm ID x 6mm OD PVC tubing - 25m coil
Q	FT4223LD/25	6mm ID x 8mm OD LDPE tubing - 25m coil

### Multifunction Pressure Valve

Q	CDFMFKV	Multifunction pressure valve pump mount - 4 x 6 conns
Q	CDFMFKSV	Multifunction pressure valve wall mount - 4 x 6 conns



Multifunction pressure valve

### Injection Valves

Q	SPEM07311631	Double Junction injection valves - 1/2" 4 x 6 connections
Q	SPEM07310621	Standard injection valve - 1/2" 4 x 6 connections
Q	SPEM07310841	Floc injection valve - 1/2" 4 x 6 (5 bar)
Q	CDELINRV	Withdrawable injection valve - 1/2" 4 x 6 connections
Q	SPEMDROD	Rodable injection valve - 1/2" 4 x 6 connections




SPEM07310621

CDELINRV

### Mounting Bracket

Q	CDESTVN	Wall/foot mounted pump mounting bracket
---	---------	---



CDESTVN

### Level Probes

Q	CDE07601471	Level probe 4 x 6 - with filter and BNC connector
Q	CDE07602001	Level probe 6 x 8 - with filter and BNC connector



Level Probe



Buffer Solution

### Buffer Solutions

Q	CDEBSD	Buffer Solution ORP Redox 650mV - 55ml
Q	CDEBSA	Buffer Solution pH 4 - 55ml
Q	CDEBSB	Buffer Solution pH 7 - 55ml
Q	CDEBSC	Buffer Solution pH 9 - 55ml

## Dosing Accessories



### Suction Lance & Level Control

Q	CDELASP/V40	Carboy lance & level control - 45cm - 4 x 6 connections
Q	CDELASP/V6	Suction lance & level control - 63cm - 4 x 6 connections
Q	CDELASP/V7	Suction lance & level control - 72cm - 4 x 6 connections
Q	CDELASP/V9	Suction lance & level control - 90cm - 4 x 6 connections
Q	CDELASP/V10	Suction lance & level control - 115cm - 4 x 6 connections

Please note: Carboy suction lances are available in either red or blue at an additional cost and with an extended lead time. Please enquire.



Suction Lance & Level Control

Electric Mixers incorporate relatively small TEFC motors. The motor is rated at a maximum of 1A, however, it ordinarily operates nearer to 0.5A. The mixers incorporate three bearings, two within the motor arrangement and a third supporting the shaft. This is protected with a lip seal arrangement to prevent ingress etc by the chemical being agitated.

Overload protection for these small mixers is critical. The primary reason being that excess loading on the impeller or shaft will result in the motor drawing greater amps and, if not suitably arranged, the unit will ultimately self-destruct.

If the correct protection is in place as soon as these small mixers enter into an 'overload' situation, the automatic power supply interruption prevents the unit from terminally failing.

Please see an example of the appropriate electrical arrangement. Trip box listed if required.

### Electric Mixers - Single Phase

Q	CDEMIXV8MON630	High speed mixer (1400rpm) 630mm shaft
Q	CDEMIXV8MON730	High speed mixer (1400rpm) 730mm shaft
Q	CDEMIXV8MON830	High speed mixer (1400rpm) 830mm shaft
Q	CDEMIXV8MON980	High speed mixer (1400rpm) 980mm shaft
Q	CDEMIX8MON630	Low speed mixer (65 or 200rpm) 630mm shaft
Q	CDEMIX8MON730	Low speed mixer (65 or 200rpm) 730mm shaft
Q	CDEMIX8MON830	Low speed mixer (65 or 200rpm) 830mm shaft
Q	CDEMIX8MON1100	Low speed mixer (65 or 200rpm) 1100mm shaft

Please specify rpm required at the point of ordering low speed mixers. High speed recommended for use with Cal Hypo.



Electric Mixers - Single Phase

### Mixer Ratings

Certikin Part Ref	Supply	Power	FLC
CDEMIX8MON630 CDEMIX8MON830	220-240Vac	0.09kW	1.1A
CDEMIXV8MON630 CDEMIXV8MON830	220-240Vac	0.09kW	1.1A
CDEMIXV8MON980	220-240Vac	0.18kW	1.7A
CDEMIX8MON1100	220-240Vac	0.37kW	3.2A
CDEMIX8TRI630 CDEMIX8TRI830	230/400Vac	0.09kW	0.69/0.40A
CDEMIXV8TRI630 CDEMIXV8TRI830	230/400Vac	0.09kW	0.69/0.40A
CDEMIXV8TRI980	230/400Vac	0.18kW	1.01/0.59A
CDEMIX8TRI1100	230/400Vac	0.37kW	1.87/1.08A

"The omission of a motor overload protection device will, in most cases, negate any potential warranty claim"

### Electric Mixers - Three Phase

Q	CDEMIXV8TRI630	High speed mixer (1400rpm) 630mm shaft
Q	CDEMIXV8TRI830	High speed mixer (1400rpm) 830mm shaft
Q	CDEMIXV8TRI980	High speed mixer (1400rpm) 980mm shaft
Q	CDEMIX8TRI630	Low speed mixer (65 or 200rpm) 630mm shaft
Q	CDEMIX8TRI830	Low speed mixer (65 or 200rpm) 830mm shaft
Q	CDEMIX8TRI1100	Low speed mixer (65 or 200rpm) 1100mm shaft

Please specify rpm required at the point of ordering low speed mixers. High speed recommended for use with Cal Hypo.



Electric Mixers - Three Phase

### Manual Agitators

Q	CDEMIXMAN600	Manual agitator 600mm shaft
Q	CDEMIXMAN700	Manual agitator 700mm shaft
Q	CDEMIXMAN800	Manual agitator 800mm shaft



Manual Agitator

## Safety & Containment



Every site, regardless of type and size, should prioritise the safety of its operators and users. This is especially important within the plant room. There is a wide variety of Personal Protective Equipment (PPE) available. Risk assessments should be carried out to cover every aspect of chemical dosing equipment operation. Guidance notes are available from a number of sources such as SPATA, BISHTA and HSE.

### Personal Protective Equipment

G	PEEWF	500ml Eyewash fluid bottle
Q	CDEPPE	Basic PPE Pack - gloves, goggle and facemask
Q	CDEPPDLX	Deluxe PPE Pack - goggles, gauntlets, full face mask and cartridge
Q	PEGL	18" Long arm gauntlets - pair
G	PEGS	11" Gloves - pair
G	PEGG	Goggles - Chemically resistant/fog free
G	PEES	Emergency Eyewash Station
G	PEAPR	Polypropylene apron with ties
G	PERSP	3m Respirator including pre-filter
E	PE069	Disposable shoe covers - 50 pairs

### Spill Kits

G	SPILL01	Spill Kit - Small - Includes 25 pads, 4 socks, 2 cushions, 1 slab, disposable bag and tie, gloves and goggles
G	SPILL02	Spill Kit - Large - as above with 50 pads



## GRP Enclosures

For ultimate containment, chemical dosing equipment can be housed within GRP enclosures. Featuring a clear window, operating status can be viewed without exposure. Power and hydraulic isolators are external to the cabinet enabling control without ingress.

LED status lights can also be provided – green/red indicating status.

GRP enclosures are available in a range of sizes from stand-alone chemical pumps to every aspect of a monitoring and dosing system.

### GRP Enclosure

-	GRPMO	800mm x 600mm x 300mm GRP enclosure to suit monitoring panel
-	GRPPU	600mm x 500mm x 230mm GRP enclosure to suit single chemical dosing pump
-	GRPLED	LED status lights - monitoring panels only

Use of GRP enclosures will require on site pipe work modification – please contact us for more information.




BUSTER




TIMER 4ALL



TECH



Medium pressure  
professional UV-C



Low pressure  
professional UV-C

### BENEFITS OF UV-C DISINFECTION

- Reduces the level of chlorine up to 80%
- UV-C is effective against all micro-organism
- No red eyes or skin irritation
- Crystal clear water
- Fully automatic and cannot be overdosed
- Effective chloramine reduction



# POOL WATER HEATING

## Genie Condensing Boilers



The Certikin Genie range of gas condensing pool heaters is one of the world's only condensing pool heaters. The Genie S features a water to water heat exchanger with cupro-nickel tubes to provide long lasting durability even on salt chlorinated pools. Using condensing technology the Genie range delivers up to a fantastic 94% efficiency compared to standard direct fired pool heaters which typically operate at between 60 to 80% efficiency.

### Features

- Available in 20kW (68,000btu), 37kW (122,000btu) and 50kW (165,000btu) outputs
- Supplied as natural gas with conversion kit to LPG included
- Tamper proof lockable pool temperature display in C or F.
- Up to 94% condensing efficiency – equivalent to Sedbuk A
- Modulating output for accurate temperature control & increased efficiency
- IP44 for indoor or outdoor installations
- Lightweight compact design
- Pool connection left to right OR right to left
- Simple condensate disposal connections left or right side
- Pre-plumbed c/w a double non return valve & filling loop
- Plastic flue kits, push fit horizontal and/or vertical up to 20m FEL
- Multiple heater kit options
- Wall mounting kit available
- Suitable for use with salt chlorinated pools up to 30,000 ppm

### Genie Natural & Propane Gas Heaters

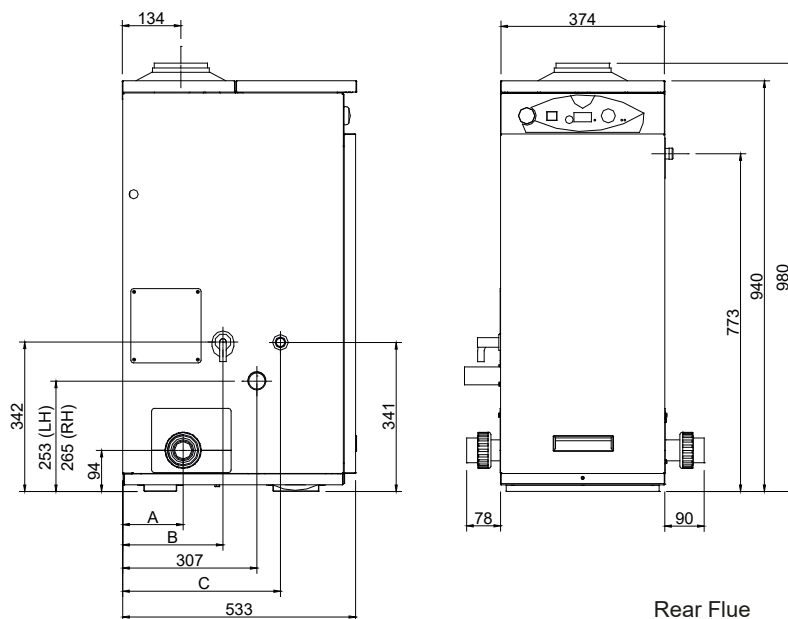
<b>E MB20S</b>	Genie 20 - 20kW (68,000 BTU) Output
<b>E MB35S</b>	Genie 35 - 37kW (122,00 BTU) Output
<b>E MB50S</b>	Genie 50 - 50kW (165,000 BTU) Output

### Balanced Flue Kits (Plastic Easifit System - One Size Fits All)

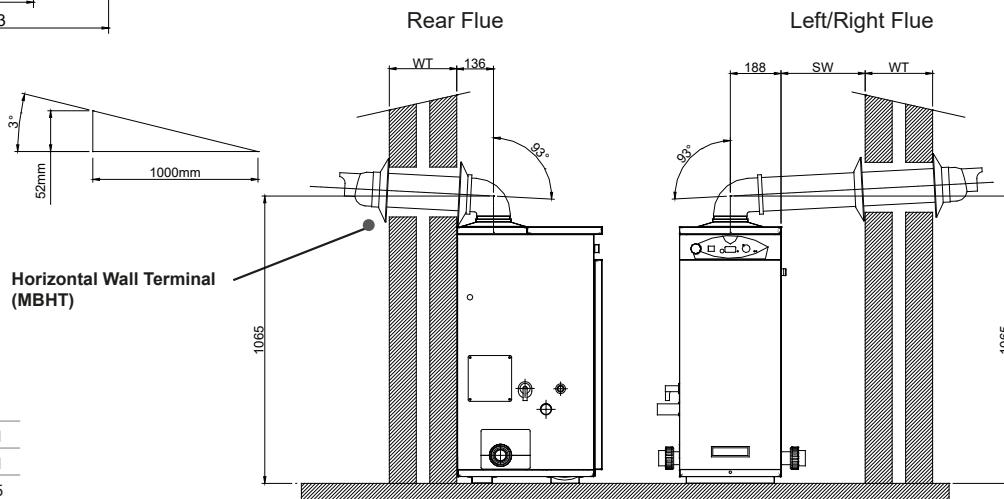
<b>E MBOT</b>	Genie Outdoor Terminal
<b>E MBHT</b>	Genie Horizontal Terminal
<b>E MBVT</b>	Genie Vertical Terminal
<b>E MBHVE</b>	Genie Horizontal/Vertical Extension Pipe - 1m length
<b>E MB90DB</b>	Genie 90° Flue Bend
<b>E MB45DB</b>	Genie 45° Flue Bend - pair
<b>E MBWMK35/50</b>	Genie Wall Mount Kit

### Multiple Heater Installation Kits

<b>E MBMIK2</b>	2 heater multiple installation kit (genie & oil)
<b>E MBMIK3</b>	3 heater multiple installation kit (genie & oil)



Delivery is free of charge to customer account/  
invoice address only via routine delivery  
(UK mainland only). Site delivery is charged at  
pallet rate (see page 8 for pricing and details)



### Dimensions in mm

Model	A	B	C
Genie 20	138	226	361
Genie 35	138	226	361
Genie 50	170	258	425

## Certikin Oil Fired Heaters



The Certikin Oil Fired Heaters are the most comprehensive on the market.

- 85% high efficiency and output
- Approved to latest OFTEC and EC standards
- UK based technical expertise
- Pre-plumbed for ease of installation
- Optional left, right or rear horizontal balanced flue kit available for all models
- Outdoor terminals are IP44 rated
- Vertical balanced flue kit available
- Pool temperature display
- Suitable for use with salt water pools
- 2 year limited warranty

Certikin Oil Heaters are supplied to accept single wall flue. An adaptor will need to be purchased elsewhere if twin flue is required.

### Certikin New Oil Fired Heaters Mk2

X	COH180	44kW (150,000 BTU) Output - 5" flue
X	COH220	51kW (175,000 BTU) Output - 5" flue
X	COH280	70kW (239,000 BTU) Output - 6" flue

### Flue Kits for COH110

X	SPCOHHC1	Horizontal Concentric Flue Kit
X	SPCOHCFM1	430mm Concentric Flue Extension for Horizontal Flue
X	SPCOHCFL1	930mm Concentric Flue Extension for Horizontal Flue
X	SPCOHTG2	Horizontal Flue Terminal Guard
X	SPCOHBFV1N	Vertical Concentric Flue Kit from 2021
X	SPCOHBFV15EN	500mm Concentric Flue Extension for Vertical Flue from 2021
X	SPCOHBFV11EN	1000mm Concentric Flue Extension for Vertical Flue from 2021

### Flue Kits for COH180

X	SPCOHBFV11	Outdoor Vertical Flue Kit
X	ZSPCOHHC2	Horizontal Concentric Flue Kit
X	SPCOHCFM	430mm Concentric Flue Extension for Horizontal Flue
X	SPCOHCFL	930mm Concentric Flue Extension for Horizontal Flue
X	SPCOHTG2	Horizontal Flue Terminal Guard
X	SPCOHBFV1N	Vertical Concentric Flue Kit from 2021
X	SPCOHBFV15EN	500mm Concentric Flue Extension for Vertical Flue from 2021
X	SPCOHBFV11EN	1000mm Concentric Flue Extension for Vertical Flue from 2021

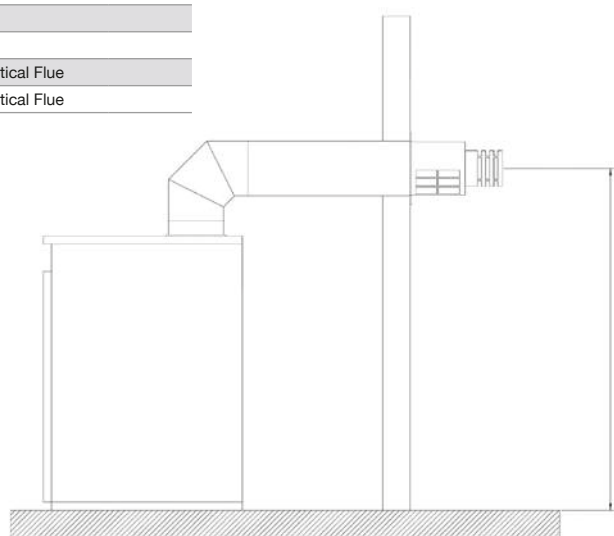
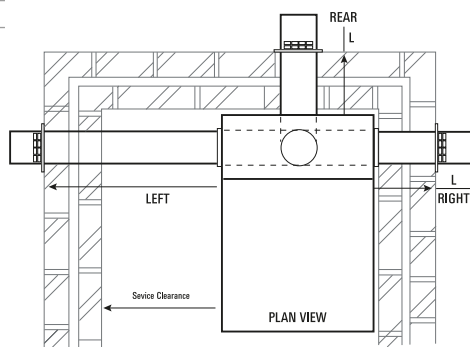
### Flue Kits for COH220

X	SPCOHBFV11	Outdoor Vertical Flue Kit
X	SPCOHHC2	Horizontal Concentric Flue Kit
X	SPCOHTG2	Horizontal Flue Terminal Guard
X	SPCOHVC2	Vertical Concentric Flue Kit
X	SPCOHCFM	Concentric Flue Extension 430mm for Horizontal and Vertical Flue
X	SPCOHCFL	Concentric Flue Extension 930mm for Horizontal and Vertical Flue

### Flue Kits for COH280

X	SPCOHBFV3	Outdoor Vertical Flue Kit
X	SPCOHHC3	Horizontal Concentric Flue Kit
X	SPCOHTG2	Horizontal Flue Terminal Guard
X	SPCOHVC3	Vertical Concentric Flue Kit
X	SPCOHCFM	Concentric Flue Extension 430mm for Horizontal and Vertical Flue
X	SPCOHCFL	Concentric Flue Extension 930mm for Horizontal and Vertical Flue

Model	A
110	1127
180/220	1245
280	1345



Horizontal Flue Dimensions length range in mm (from back/side of heater to outside of wall)

Model	Rear	Right	Left	Part No	Description	Options
110	471-631	363-523	500-523	SPCOHHC1	Horizontal concentric flue kit for 110	SPCOHCFM1 430MM EXTENSION SPCOHCFL1 930MM EXTENSION
180	451-611	365-525	500-525	ZSPCOHHC2	Horizontal concentric flue kit for COH180	SPCOHCFM 430MM EXTENSION SPCOHCFL 930MM EXTENSION
220	451-611	365-525	500-525	SPCOHHC2	Horizontal concentric flue kit for COH220	SPCOHCFM 430MM EXTENSION SPCOHCFL 930MM EXTENSION
280	407-567	303-463	n/a	SPCOHHC3	Horizontal concentric flue kit for COH280	SPCOHCFM 430MM EXTENSION SPCOHCFL 930MM EXTENSION



85%  
Efficiency



Delivery is free of charge to customer account/  
invoice address only via routine delivery  
(UK mainland only). Site delivery is charged at  
pallet rate (see page 8 for pricing and details)

# Thermalec Electric Heaters



The Thermalec sizing chart is for outdoor swimming pools in the South of England, running from the beginning of May until the end of September. For swimming pools in the North, multiply the heater size by 1.3 – 1.5 depending on the exposure of the pool.

The figures shown for capacity of the pool – M<sup>3</sup> – are based upon an average depth of 1.36m and are provided as a guide when an exact surface area is not known.

Indoor pools: providing the indoor air temperature is maintained at least 1°C above the pool temperature by an alternative form of heating 24 hours per day, the heater size may be reduced by multiplying by 0.7, but since running costs are related to the size of the pool and the temperature required, not the size of the heater, we advise keeping to the table where possible.

In countries where off-peak electricity is not available, heaters sized at 1kW per 1000 gallons (4500 litres) with the heater operating 24 hours per day, will normally be adequate and will give an 8°F (4.4°C) rise in 24 hours assuming no losses.

- Thermalec Heaters**
- Economy through efficiency
  - Does not require regular cleaning or descaling
  - Running cost will not increase with time
  - Thermal efficiency for life

**Thermalec Heaters - 1 & 3 Phase With Titanium Elements**

E	HT090SPA-T	9 kW Thermalec Spa Heater - (1 or 3 Ph)
E	HT120SPA-T	12 kW Thermalec Spa Heater - (1 or 3 Ph)
E	HT060T	6 kW Thermalec - (1 phase only)
E	HT075T	7.5 kW Thermalec - (1 or 3 phase)
E	HT090T	9 kW Thermalec - (1 or 3 Ph) - Pool Only
E	HT120T	12 kW Thermalec - (1 or 3 Ph) - Pool Only
E	HT150T	15 kW Thermalec - (1 or 3 phase)
E	HT180T	18 kW Thermalec - (1 or 3 phase)
E	HT210T	21 kW Thermalec - (1 or 3 phase)
E	HT240T	24 kW Thermalec - (1 or 3 phase)
E	HT300T	30 kW Thermalec - (3 phase only)
E	HT360T	36 kW Thermalec - (3 phase only)
E	HT480T	48 kW Thermalec - (3 phase only)
E	HT600T	60 kW Thermalec - (3 phase only)



Available to order.

**Heater sizing chart**

Size	24°C M <sup>3</sup>	24°C M <sup>3</sup>	27°C M <sup>3</sup>	27°C M <sup>3</sup>	30°C M <sup>3</sup>	30°C M <sup>3</sup>
3Kw	6	8	5	7	4	5
6kW	12	16	10	13	8	11
7.5kW	15	21	12	16	10	13
9kW	18	25	14	20	12	16
12kW	24	33	19	26	15	21
15kW	30	41	24	33	19	27
18kW	36	49	29	39	23	32
21kW	42	58	34	46	27	37
24kW	48	66	38	53	31	42
30kW	60	82	48	66	39	53
36kW	72	99	58	79	46	64
48kW	96	132	77	105	62	85
60kW	120	165	96	132	77	106
72kW	144	197	115	158	93	127
84kW	168	230	134	184	108	149
96kW	192	263	154	210	124	170
108kW	216	296	173	237	139	191
120kW	240	329	192	263	155	212



## Electro Electric Heaters



### Electro Nano Pool Heater for Splasher Pools (fully titanium)

- Easy installation, plug and play
- Robust, durable construction
- Analogue control with 1.5°C differential
- Ultra reliable flow switch allows safe operation with 1000 ltr / hr
- Fully titanium
- May be floor or vertically mounted
- 2 years conditional warranty
- Suitable for salt chlorinated water



#### Electro Nano Pool Heater

D	HEN3T	Nano 3kW heater with plug and play
D	HEN6T	Nano 6kW heater

### Electro Evolution 2 Heater (fully titanium)

<b>Heating Elements:</b>	Titanium	<b>Safety Thermal Cut Out:</b>	60°C (manual reset)
<b>Flow Tubes:</b>	Titanium	<b>Contactors:</b>	Siemens 3RT2023 or 3RT2027
<b>Flow Switch:</b>	Gold tipped reed switch with titanium fulcrum pin	<b>Control Thermostat:</b>	Analogue 0 to 45°C (1.5°C differential)
<b>Flow Requirements:</b>	<b>Minimum Flow</b> 2kW to 6kW = 1m³/hr 9kw to 24kW = 4m³/hr <b>Maximum Flow</b> 17m³/hr	<b>Water Connections:</b>	1.5" BSP supplied with 1.5" to 50mm ABS unions and 1.5"/1.25" hose tails

#### Electro Evolution 2 Heater

D	HEV045	4.5kW 1 phase with titanium tube and elements
D	HEV060	6 kW 1 phase with titanium tube and elements
D	HEV090	9 kW 1 phase with titanium tube and elements
D	HEV120	12kW 1 phase with titanium tube and elements
D	HEV150	15kW 1 phase with titanium tube and elements
D	HEV180	18kW 1 phase with titanium tube and elements
D	HEV153	15kW 3 phase with titanium tube and elements
D	HEV183	18kW 3 phase with titanium tube and elements
D	HEV243	24kW 3 phase with titanium tube and elements



### Electro Touch Screen Titan Optima Heaters (fully titanium)

<b>Heating Elements:</b>	Titanium	<b>Thermostats:</b>	1 x 60°C safety thermal cut out (auto reset) against enclosure over temperature 1 x 55°C safety cut out (manual reset)
<b>Flow Tubes:</b>	Titanium	<b>Control Thermostat:</b>	Smart touch screen 0 to 45°C (0.5°C differential) featuring BMS integration ready
<b>Flow Switch:</b>	Gold tipped reed switch with Titanium fulcrum pin	<b>Water Connections:</b>	63-mm spigot with unions for 2" / 63-mm NB
<b>Flow Requirements:</b>	<b>Minimum flow</b> 12m³/hr <b>Recommended flow</b> 30m³/hr <b>Maximum flow</b> 45m³/hr	<b>Electro Titan Optima Electric Pool Heaters available from 24kW to 120kW 3 phase, please contact us for more information.</b>	
<b>Contactors:</b>	Cascade wired dual Schneider contactor for each element bank		

#### Electro Optima Compact Heaters - 1 Phase

D	HEOCD13	3kW 1 phase touch screen heater
D	HEOCD14	4.5kW 1 phase touch screen heater
D	HEOCD16	6kW 1 phase touch screen heater
D	HEOCD19	9kW 1 phase touch screen heater



### Electro Optima Compact Heater (fully titanium)

<b>Heating Elements:</b>	Titanium	<b>Safety Thermal Cut Out:</b>	55°C (manual reset)
<b>Flow Tubes:</b>	Titanium	<b>Contactors:</b>	Dual Schneider electric
<b>Flow Switch:</b>	Gold tipped reed switch with Titanium fulcrum pin	<b>Control Thermostat:</b>	Digital 0 to 45°C (0.5°C differential) Touch screen BMS integration ready
<b>Flow Requirements:</b>	<b>Minimum flow</b> 3kW to 6kW = 1m³/hr 9kW to 24kW = 4m³/hr <b>Maximum flow</b> 17m³/hr	<b>Water Connections:</b>	1.5" BSP supplied with 1.5" to 50mm ABS unions

#### Electro Optima Compact Heaters - 3 Phase

D	HEOCDV6	6kW 1/3 phase touch screen heater
D	HEOCDV9	9kW 1/3 phase touch screen heater
D	HEOCDV12	12kW 1/3 phase touch screen heater
D	HEOCD315	15kW 3 phase touch screen heater
D	HEOCD318	18kW 3 phase touch screen heater
D	HEOCD324	24kW 3 phase touch screen heater



NOTE: We are unable to supply some export markets. Please contact us for more information.

# Heat Exchangers



## Bowman Heat Exchangers

The high performance specification of Bowman heat exchangers enables pools to be heated to the required temperature up to 3 times faster than many other models, reducing energy costs and CO<sub>2</sub> emissions.

Suitable for all kinds of pools, including salt or chlorinated, they are available in Cupro-nickel, Stainless Steel and Titanium, which has a full 10 year guarantee on the tube stack. Most models also incorporate an integrated end cover, which accommodates a solvent weld connection direct to the pool water flow pipework.

In addition to units for conventional boilers, specific models are also available for solar panels and heat pumps, in a range that covers everything from resort type complexes to spa pools and hot tubs.

### Bowman H/E - Cupro-Nickel Tube Stack

D	HEB5113-1C	20kW/68,000 BTU Heat Exchangers with plastic ends, stat pocket and socket unions EC80
D	HEB5113-2C	40kW/135,000 BTU Heat Exchanger with plastic ends, stat pocket and socket unions EC100
D	HEB5113	70kW/240,000 BTU Heat Exchanger plastic ends, stat pocket and socket unions EC120
D	HEB5114-2	100kW/340,000 BTU Heat Exchanger with plastic ends, stat pocket and socket unions FC100
D	HEB5115-2C	170kW/580,000 BTU Heat Exchanger with brass ends, stat pocket and 2.5" BSP connections FG100



### Bowman Solar Panel H/E - Cupro-Nickel Tube Stack

D	HEB5113	30kW/102,000 BTU Heat Exchangers with plastic ends, stat pocket and socket unions
D	HEB5113-5	75kW/256,000 BTU Heat Exchanger with plastic ends, stat pocket and socket unions
D	HEB5114-5	130kW/444,000 BTU Heat Exchanger plastic ends, stat pocket and socket unions



### Bowman H/E - Titanium Tube Stack

D	HEB5113-1T	25kW/85,000 BTU Heat Exchangers with plastic ends, stat pocket and socket unions
D	HEB5113-2T	50kW/170,000 BTU Heat Exchanger with plastic ends, stat pocket and socket unions
D	HEB5113-3T	76kW/260,000 BTU Heat Exchanger plastic ends, stat pocket and socket unions
D	HEB5114-2T	108kW/370,000 BTU Heat Exchanger with plastic ends, stat pocket and socket unions
D	HEB5115-2T	190kW/650,000 BTU Heat Exchanger with brass ends, stat pocket and 2.5" BSP connections



### Bowman Solar Panel H/E - Titanium Tube Stack

D	HEB5113-3T	30kW/102,000 BTU Heat Exchangers with plastic ends, stat pocket and socket unions
D	HEB5113-5T/S	75kW/256,000 BTU Heat Exchanger with plastic ends, stat pocket and socket unions
D	HEB5114-5T/S	130kW/444,000 BTU Heat Exchanger plastic ends, stat pocket and socket unions



## Heat Exchangers



### Electro G2 Heat Exchangers

Electro Multi-Tubular heat exchangers are comprised of a 37-piece Titanium tube bundle, giving a vast surface contact area for the two water circuits.

The primary circuit chamber – through which water from the heating source travels – is very narrow ensuring heat is absorbed and replaced with hot water quickly.

These strategic design features enable the Electro heat exchangers to perform very efficiently even when working with low value primary temperatures, such as solar heating systems.

The rigid aluminium jacket encapsulating a pocket of air thermally insulates the entire unit, ensuring that heat is transferred within the desired chamber and absorbed by the swimming pool water, rather than lost to the atmosphere.

Titanium Tube Bundles make the Electro Heat Exchangers ideal for use on Salt Chlorinated pools.



#### Electro G2 Titanium Heat Exchangers

E	HE30T	30kW Heat Exchanger (102,000BTU)
E	HE49T	49kW Heat Exchanger (167,000BTU)
E	HE85T	85kW Heat Exchanger (290,000BTU)
E	HE122T	122kW Heat Exchanger (416,000BTU)

### Electro Heatsmart Heat Exchanger Controls

- Smart touchscreen display
- BMS (Building Management System) Integration Ready
- Multi-lingual interface
- Programmable 24-hour time clock (4 time zones)
- Flow and temperature sensor ports
- Accurate control to 0.5°C
- Diagnostic display
- 1 metre long flow switch
- 1 metre long temperature sensor



Heatsmart

#### Electro Heatsmart Heat Exchanger Controls

E	HEHSC4	Heatsmart Plus Touchscreen control c/w sensors
E	HEHSCG	Heatsmart Plus Touchscreen control c/w sensors and Gundfos Pump

#### Certikin Finned Heat Exchanger S/S Grade 316

D	HESPA	55,000 BTU S/S heat exchanger (16kW)
D	HE100	100,000 BTU S/S heat exchanger (30kW)
D	HE130	130,000 BTU S/S heat exchanger (38kW)
D	HE170	170,000 BTU S/S heat exchanger (50kW)
D	HE230	230,000 BTU S/S heat exchanger (67kW)
D	HE460	460,000 BTU S/S heat exchanger (135kW)

#### Certikin Finned Heat Exchangers

For Certikin Finned Heat Exchanger female thread composite unions are required – 1 1/2" for HESPA, HE100, HE130, HE170 & HE230. 2" required for HE460.

#### Heat Exchanger Kits

D	ZZHE100	100,000 BTU S/S heat exchanger & Stat kit
D	ZZHE130	130,000 BTU S/S heat exchanger & Stat kit
D	ZZHE170	170,000 BTU S/S heat exchanger & Stat kit
D	ZZHE230	230,000 BTU S/S heat exchanger & Stat kit
D	ZZHE460	460,000 BTU S/S heat exchanger & Stat kit

Each kit includes: Heat Exchanger, Honeywell Stat, Stat Pocket, Drilled and Threaded End Cap & 1.5" Comp Unions 100-230 2" 460.

NOTE: We are unable to supply some export markets. Please contact us for more information.



Certikin Heat Exchangers are not suitable for use with saltwater pools

# Certikin Plate Heat Exchangers



### Features & Benefits:

- 'Counter-current flow' direction between primary and secondary fluids maintain a high constant heat transfer
- End plates can be removed for maintenance and service work

Certikin plate heat exchangers work by allowing recovery of the heat contained in one fluid being transferred to another fluid via a series of thin metallic plates to conduct the heat.

The fluids flow across the heat exchanger in opposite directions  
(Counter-current flow) to maintain a constant heat transfer.

The surface of each plate is manufactured with a pattern of grooves or channels allowing the fluids to flow across each one in turn. A gasket on each plate prevents the two fluids from contacting each other.

The plates are pressed and held together at each end by two steel pressure plates and tightened using threaded steel bars with nuts.


### Technical data:

- Plates available in 316 Stainless Steel or Titanium
- EPDM gaskets
- 316 stainless steel male threaded connections

Titanium models are available on request.

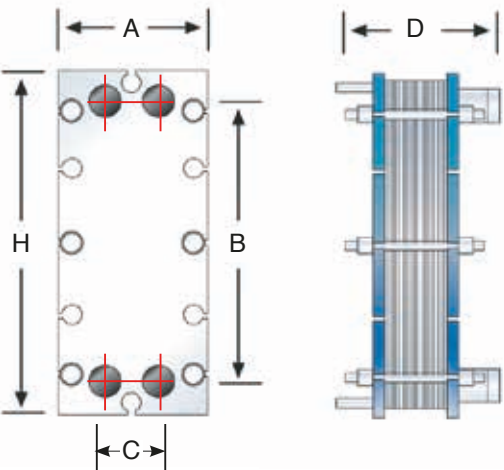
### Models With 316 Stainless Steel Plates

D	HEP17BS	17kW Certikin plate heat exchanger with S/S plates
D	HEP40BS	40kW Certikin plate heat exchanger with S/S plates
D	HEP58BS	58kW Certikin plate heat exchanger with S/S plates
D	HEP69BS	69kW Certikin plate heat exchanger with S/S plates
D	HEP105BS	105kW Certikin plate heat exchanger with S/S plates
D	HEP139BS	139kW Certikin plate heat exchanger with S/S plates
D	HEP174BS	174kW Certikin plate heat exchanger with S/S plates
D	HEP210BS	210kW Certikin plate heat exchanger with S/S plates
D	HEP290BS	290kW Certikin plate heat exchanger with S/S plates
D	HEP348BS	348kW Certikin plate heat exchanger with S/S plates
D	HEP407BS	407kW Certikin plate heat exchanger with S/S plates
D	HEP465BS	465kW Certikin plate heat exchanger with S/S plates
D	HEP535BS	535kW Certikin plate heat exchanger with S/S plates
D	HEP581BS	581kW Certikin plate heat exchanger with S/S plates
D	HEP675BS	675kW Certikin plate heat exchanger with S/S plates



### Dimensions & Technical Data

Heat Transfer		Primary Flow (Boiler)			Secondary Flow (Pool)			Dimensions					
kW	BTU	m³/hr	Head Loss	Conn	m³/hr	Head Loss	Conn	A	B	C	D	H	
17	59,000	0.75	3m	1.25"	0.74	3m	1.25"	200	230	69	160	310	
40	138,000	1.55	3m	1.25"	1.52	3m	1.25"	200	230	69	160	310	
58	198,000	2.56	3m	1.25"	2.51	3m	1.25"	200	230	69	160	310	
60	238,000	3.09	3m	1.25"	3.03	3m	1.25"	200	230	69	160	310	
105	358,000	4.64	3m	1.25"	4.55	3m	1.25"	200	230	69	160	310	
139	475,000	6.19	3m	1.25"	6.07	3m	1.25"	200	230	69	160	310	
174	595,000	7.71	3m	1.25"	7.56	3m	1.25"	200	230	69	160	310	
210	716,000	9.23	3m	1.25"	9.06	3m	1.25"	200	230	69	160	310	
232	793,000	10.3	3m	1.25"	10.1	3m	1.25"	200	230	69	160	310	
290	991,000	12.86	3m	2.5"	12.61	3m	2.5"	310	603	124	630	745	
348	1190,000	15.42	3m	2.5"	15.13	3m	2.5"	310	603	124	630	745	
407	1388,000	17.98	3m	2.5"	17.64	3m	2.5"	310	603	124	630	745	
465	1586,000	20.55	3m	2.5"	20.13	3m	2.5"	310	603	124	630	745	
535	1825,000	23.64	3m	2.5"	23.19	3m	2.5"	310	603	124	630	745	
581	1983,000	25.67	3m	2.5"	25.88	3m	2.5"	310	603	124	630	745	
675	2303,000	29.83	3m	2.5"	29.26	3m	2.5"	310	603	124	630	745	





## Solar Heating



### Thermecro

Thermecro is a patented solar heating system that uses renewable energy from the sun and converts 92% of solar radiation that strikes it into thermal energy to heat the water of residential pools, spas and aquatic installations. Thermecro is the most cost-effective solution to maintaining the desired temperature of any small to medium sized pool and is recommended as a secondary heating device.

Using an electric heater, heat pump or heat exchanger as the primary heat source, the water temperature rises to the desired level, and when reached, the Thermecro system switches on, maintaining the temperature by compensating for the pool heat loss. Thermecro is sea and salt chlorinated water compatible.

#### Thermecro

H	HESR-PP	PEX/HDPE pipe 25m
H	HESR-PEX	Pipe plumbing kit
H	HESR-PIV	Pool filtration pipe interface kit
H	HESR-DC	Digital heater solar controller
H	HESR-ALK	Solar rig adjustable leg kit
H	HESR-AO-16	16 tube solar array
H	HESR-16	16 tube solar heating system*
H	HESR-AO-32	32 tube solar array
H	HESR-32	32 tube solar heating system*
H	HESR-AO-48	48 tube solar array
H	HESR-48	48 tube solar heating system*

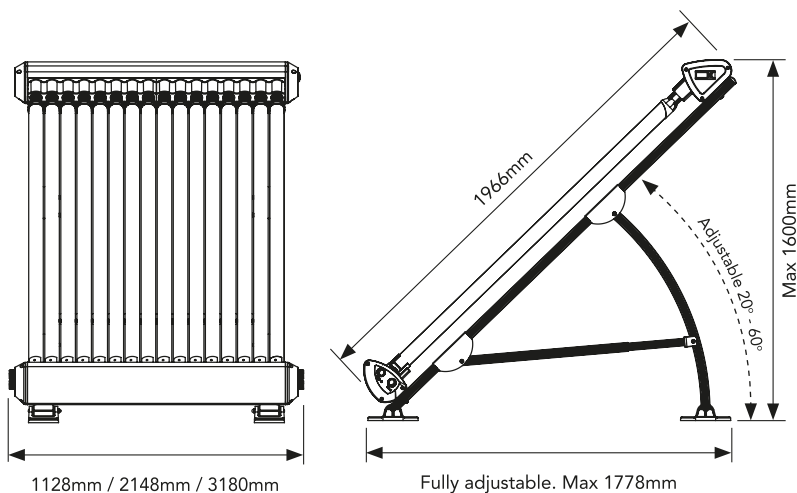
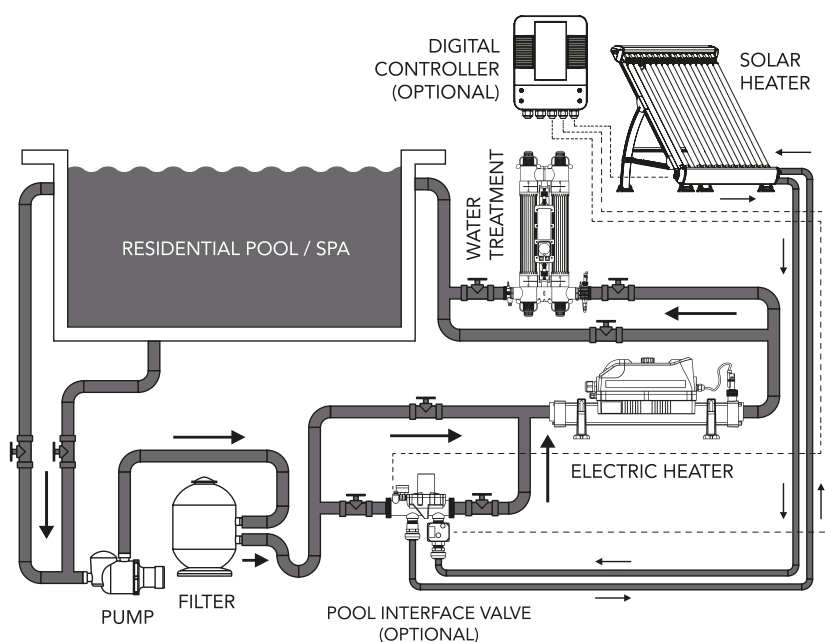
\*System includes pipe fittings, pool interface, solar controller and leg kit. Pipe is not included and needs to be purchased separately.



Solar Controller



Pool Interface





## Pool Control Panels

Certikin pool control panels offer an off the shelf, cost effective solution for pool plant control for any heater type.

### CCP01 Control Panel

MCB circuit breaker protection  
Fully wired IP55 enclosure  
Timed control of

- gas or oil pool heater
- pool pump (single phase 16amp)
- 1 x voltage free circuit

Switched pool lights circuit  
Conforms to IEE regulations

### CCP03 Control Panel

MCB circuit breaker protection  
Fully wired IP55 enclosure  
Timed control of

- electric heater (single phase, max 50 amps)
- pool pump (single phase 16amp)
- 1 x voltage free circuit
- pool lights

Conforms to IEE regulations

Certikin recommend the use of a pump overrun timer to protect heating equipment (not supplied).

Please Note: CCP01 and CCP03 do NOT comply with Amendment 3 to BS7671: 2008 (IEE Wiring Regulations 17th Edition), regarding non-combustible enclosures for consumer units in domestic premises.

If this unit is intended to be installed within a domestic premises then it must be enclosed in a cabinet or enclosure constructed of non-combustible material and comply with Regulations 421.2.201 and 132.12.



Pool Electric Control Panels

### Pool Electric Control Panels

X	CCP01	Universal pool control panel for Gas, Oil & Genie heaters
X	CCP03	Universal control panel for use with all Electric pool heaters - up to 16kW

### Calibrated Dial Thermostat

D	1700	Calibrated dial thermostat only
---	------	---------------------------------



Calibrated Dial Thermostat

### Calibrated Dial Thermostat & Pocket

D	ZZ1700	Calibrated dial thermostat with pocket
---	--------	--

### Brass Pocket

D	1700P	Calibrated dial thermostat brass pocket - 1/2" thread
---	-------	---



Brass Pocket

### Drilled & Tapped End Cap 0.5"

D	PG1703	Drilled/tapped end cap - Honeywell stat pocket
---	--------	--

### Drilled & Tapped End Cap 3/8"

D	PG1708	Drilled/tapped end cap - digital stat pocket
---	--------	--



Drilled & Tapped End Cap 0.5" or 3/8"

### Digital Thermostat

D	1706N	Digital thermostat suits S/S & Bowman Heat Exchangers and 1706BP pocket
---	-------	---



Digital Thermostat

### Digital Thermostat Pocket

D	1706P	Digital thermostat pocket - 3/8" thread
---	-------	---

### Honeywell Pocket

D	1704	Honeywell pocket to suit 1707 - 0.5" threaded
---	------	---



Digital Thermostat Pocket



Honeywell Pocket

# POOL COVERS



## Need help on how to quote? Certikin's got you covered...

Quoting for a new solar, heat retention or winter cover with Certikin couldn't be easier. All you need is the length and width of the pool to begin.

### Solar and Thermal Covers only

All our cover pricing is in m<sup>2</sup> (metres squared). If you have measurements in any other format, you will need to convert them accordingly:

- Feet to metres – multiply by 0.30480
- Inches to centimetres – multiply by 2.54
- Centimetres to metres – divide by 100
- Millimetres to metres – divide by 1000

Once you have converted the pool dimensions into meters, multiply by the length and by the width to get your m<sup>2</sup> figure.

Then, select the solar or thermal cover material required and simply multiply the price shown by your m<sup>2</sup> figure to give you the list price.

Should the pool have a square or rectangle step section, simply repeat the above and add to the price of the main cover already calculated.

For Roman End sections or shaped steps, you will need to add code FCSRE if you would like us to shape in our factory. If you would prefer to cut this on site, then please do not allow for this code.

For freeform or shaped pools (i.e. any pool which is not square or rectangle), you will need to multiply the longest length and widest width measurements to get your m<sup>2</sup> figure. Then you will need add code FCSHAP to allow for the shaping. This code is charged as per the m<sup>2</sup> figure previously calculated.

Other optional extras to add to the cover such as a leading edge tow kits, ladder cut outs, radius corners, cover to roller straps, hemming etc can be found on pages 266, and are individually priced. Please review your material selection for any optional extra exclusions.

### Winter Covers only

Winter covers are priced including an overlap. You will need to allow for an extra 600mm (0.6m) to the length and width before pricing.

Shaped covers have a separate price per m<sup>2</sup>, please allow for this if the pool is not square or rectangular.

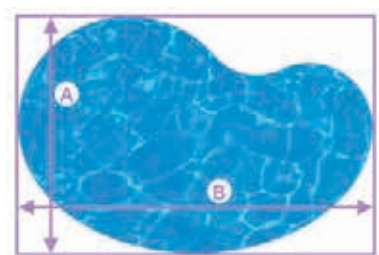
### Still unsure?

Not to worry, we have a handy Excel spreadsheet which can be tailored to your trade account which makes pricing even easier for you.

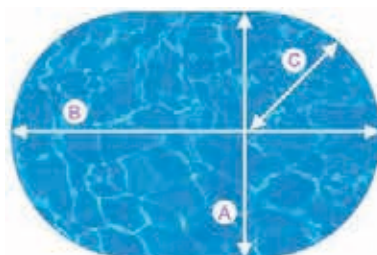
To request a copy, please contact us.

## How to measure a pool cover


Measuring a pool cover depends on pool shape. Measure the largest 'rectangle' and add in additional areas.



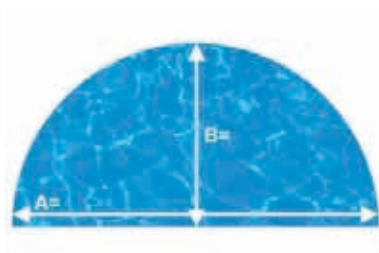
Kidney / Freeform



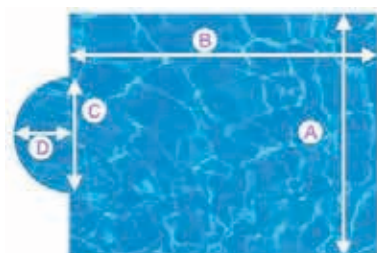
Oval




Rectangular



Roman-End



Rectangular + Roman-End



Round



## Certikin Solar Blanket - High Performance - GeoBubble



More than ever, a solar blanket is a firm necessity when it comes to operating a pool in the UK. By offering solar gain, heat retention and a water loss barrier, a good quality and well-made bubble cover will provide years of service and save money far beyond its original cost in a very short period of time.

Certikin offers a range of solar covers to suit every need from our unique GeoBubble design which has multiple user benefits, right through to the long established industry standard 400 and 500 micron traditional bubble covers.

### No matter what choice is right for a specific instance, these facts cover the whole range:

- All Certikin covers are manufactured at floor level to ensure the flattest possible finish to each cover, however some reversion at the welded seam can be visible
- All covers sized up to 40'x 20' (12m x 6m) are delivered in a storage bag and come complete with a complimentary basic solar protection sheet
- If connecting your cover to a reel system, it is recommended that you use one of our Aquablade towing systems to safely dispense the cover onto the pool, see page 249
- Covers which require shaping can be shaped in the factory at a charge or can be trimmed on site with household scissors. For shaped covers which require hemming, a template or comprehensive dimensions should be supplied at point of order
- Blankets are invoiced in metric at their actual square metre finished size
- Imperial measurements are rounded up to the nearest 1" on length and width
- Failure to use the supplied, or similar, solar protection sheet, failure to maintain water quality to SPATA standards or the running of pool water temperatures in excess of 30°C will result in the cover warranty being void

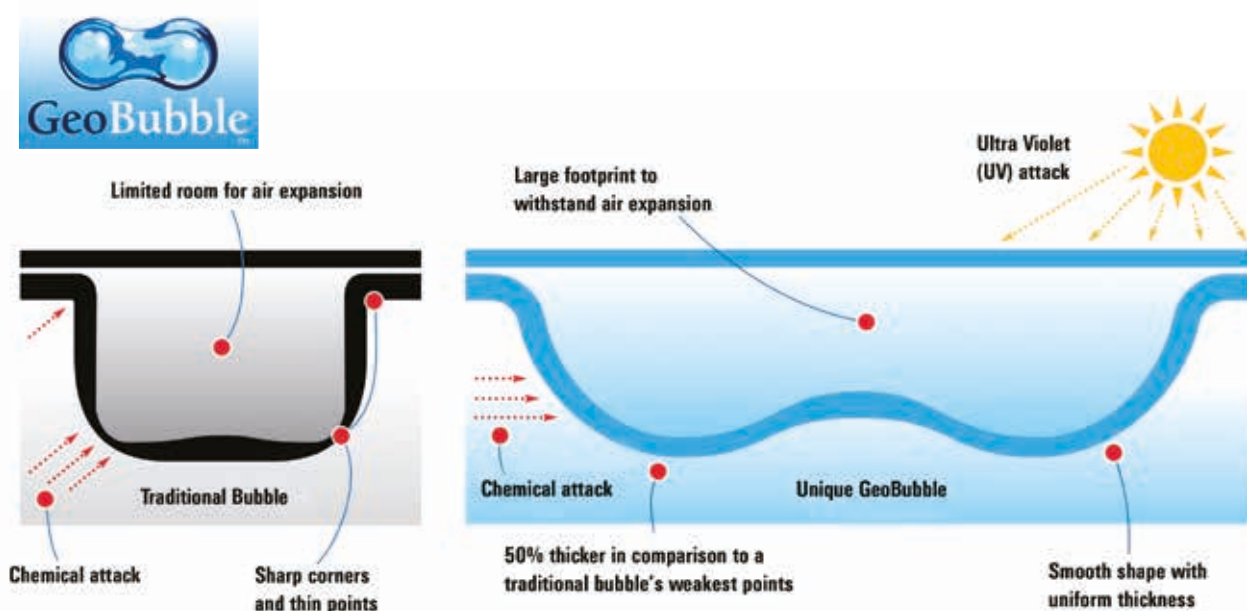
### What shape is a bubble?

Traditional bubble cover materials have always made use of a circular/cylindrical bubble design, but experience has begun to show that this design offers multiple weak points which can be prone to premature failure in the harsh environments of a swimming pool.

The new GeoBubble extrusion has specifically been created to combat the attacks of UV and pool chemicals and has converted the limitations of a traditional bubble to great advantages.

Sharp corners which were once an area of high stress have been replaced by a smoother, more uniform shape and a thickness of material (50% thicker than standard bubble) which considerably increases the bubbles' resistance to attack from the water. On the surface, improved UV additives, stabilisers and anti-oxidants have added to the covers' overall durability and within the bubble a larger cavity offers more room for air expansion.

All in all, GeoBubble covers offer excellent levels of performance and durability over standard pool covers.



Please note: Orders for all solar, thermal, winter covers and bag liners will be rounded up to the nearest m<sup>2</sup>.

## Certikin Solar Blanket - High Performance - GeoBubble



### Sol+Guard - Hint of Blue

#### Sol+Guard

The highly efficient Sol+Guard offers high performance in solar gain and heat retention. The highly transparent material, with just a hint of blue colouring to the bottom layer, allows high levels of solar entry into the pool and the 500 micron thickness provides durability, good heat retention and low water loss levels.

#### Sol+Guard 180

Offers all the benefits of the standard Sol+ product but with the additional UV protection through increased protective additives (1.2% as opposed to 0.99%), making it ideal for extreme sun traps and overseas use.

- Highly translucent material - very subtle hint of blue
- Can increase pool water temperature by up to 8°C
- 2060mm panel width
- 460g per m<sup>2</sup>

#### GeoSol + Guard - Hint of Blue

N	<b>SBSPG</b>	Per m <sup>2</sup> GeoSol + Guard
N	<b>SBSPG180</b>	Per m <sup>2</sup> GeoSol + Guard 180



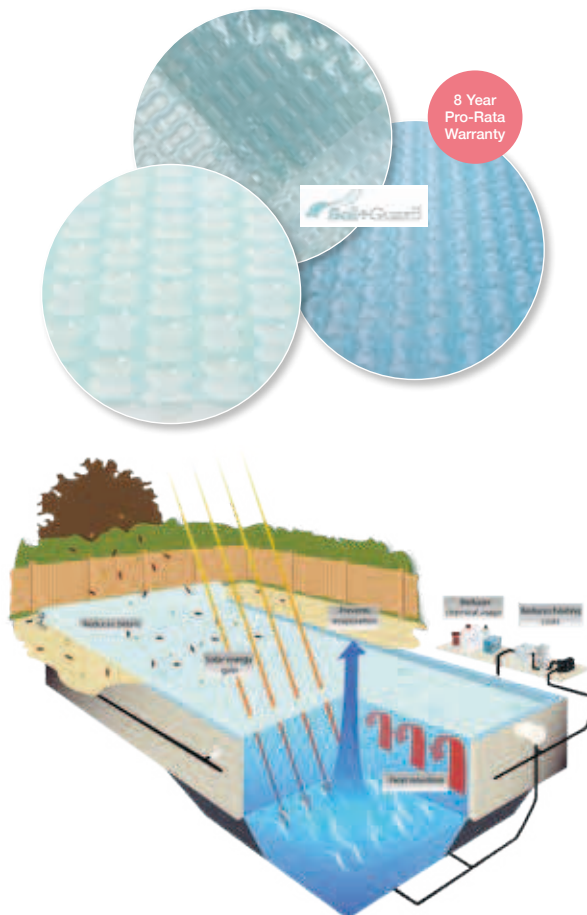
Increase pool temperature through solar energy gain



Eliminate water evaporation



Reduce energy consumption



### EnergyGuard Selective Transmission - Midnight Blue

Maximising pool temperature and inhibiting algae growth at the same time is now possible with this innovative light filtering material, meaning there is no need to compromise between temperature performance and chemical savings.

Offering optimized solar gain and algae inhibition, the patent applied for EnergyGuard material now effectively delivers the best possible balance between solar heat gain, chemical and filtration reductions, making it the most innovative solar cover to date.

- Ultra tough materials - maximum durability
- Opaque colouring inhibits algae growth
- 2060mm panel width
- 460g per m<sup>2</sup>

#### Energy Guard ST Midnight Blue

N	<b>SBEPGST</b>	Per m <sup>2</sup> Energy Guard Selective Transmission
---	----------------	--



Increase pool temperature through solar energy gain



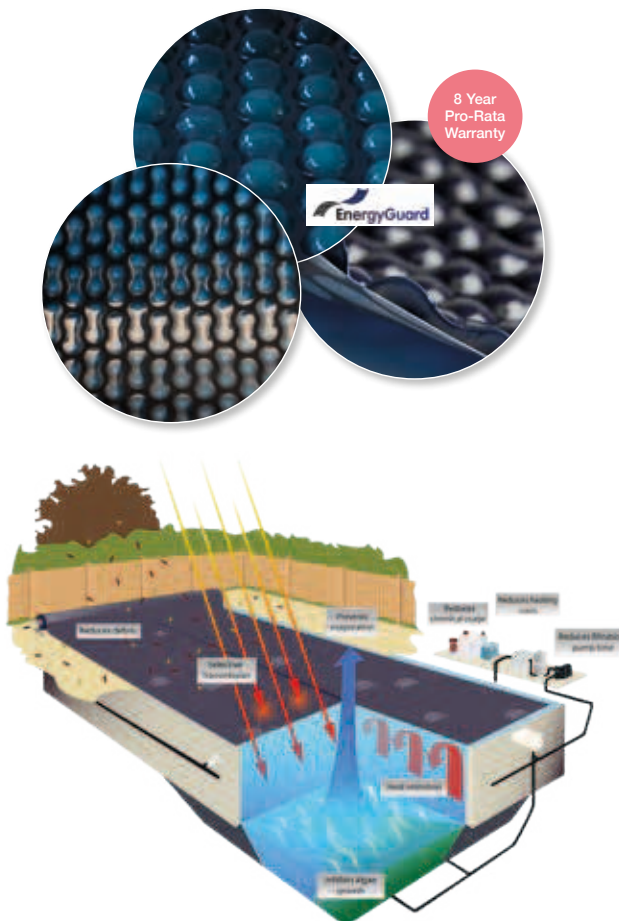
Eliminate water evaporation



Reduce energy consumption



Inhibits algae growth and debris



Please note: Orders for all solar, thermal, winter covers and bag liners will be rounded up to the nearest m<sup>2</sup>.

## Certikin Solar Blanket - High Performance - GeoBubble



### 400 Micron GeoBubble Blanket - Blue/Blue

**M SBTGP** Per m<sup>2</sup> GeoBubble 400 Micron


- Extended life span
- Translucent colouring
- 2060mm panel width
- 368g per m<sup>2</sup>



### 500 Micron GeoBubble Blanket - Blue/Blue

**M SBPG** Per m<sup>2</sup> 500 Micron GeoBubble Blanket - Blue/Blue

- Translucent colouring
- 2060mm panel width
- 460g per m<sup>2</sup>



### 400 Micron GeoBubble Blanket - Blue/Silver

**M SBTPG** Per m<sup>2</sup> 400 Micron GeoBubble Blanket - Blue/Silver

- Reflective underside - increases heat retention
- Translucent colouring
- 2060mm panel width
- 368g per m<sup>2</sup>



### 400 Micron GeoBubble Blanket - Black/Black

**M SBTPG** Per m<sup>2</sup> 400 Micron GeoBubble Blanket - Black/Black

- 2060mm panel width
- 368g per m<sup>2</sup>




**NEW**

### 600 Micron GeoBubble Blanket - Light Blue/Blue

**N SBLBPG** Per m<sup>2</sup> 600 Micron GeoBubble Blanket - Light Blue/Blue

- 2060mm panel width
- 369g per m<sup>2</sup>



Please note: Orders for all solar, thermal, winter covers and bag liners will be rounded up to the nearest m<sup>2</sup>.

# Certikin Solar Blankets - Standard



## 400 Micron Blanket - Blue/Blue

<b>M</b>	<b>SBTP</b>	Per m <sup>2</sup> 400 Micron Blanket - Blue/Blue
----------	-------------	---

- 12mm diameter standard bubble
- Translucent colouring for maximum solar penetration
- 2060mm panel width
- 368g per m<sup>2</sup>



## 400 Micron Blanket - Blue/Silver

<b>M</b>	<b>SBTDP</b>	Per m <sup>2</sup> 400 Micron Blanket - Blue/Silver
----------	--------------	---


- 12mm diameter standard bubble
- Reflective underside increases heat retention
- 2060mm panel width
- 368g per m<sup>2</sup>



## 500 Micron Blanket - Blue/Blue

<b>M</b>	<b>SBCP</b>	Per m <sup>2</sup> 500 Micron Blanket - Blue/Blue
----------	-------------	---

- 12mm diameter standard bubble
- Translucent colouring for maximum solar penetration
- 2060mm panel width
- 460g per m<sup>2</sup>



Please note: Orders for all solar, thermal, winter covers and bag liners will be rounded up to the nearest m<sup>2</sup>.



## Certikin Heat Retention Covers



### Foam Heat Retention Covers for Indoor Pools

Certikin foam heat retention covers are manufactured from a closed-cell PE foam. Our 6mm Thermalux is suitable for all heat retention purposes on pools run up to 30°C, and benefits from a laminated underside and a strong woven polyethylene top coat making it extremely hard wearing. The density of the material helps to keep light penetration to a minimum and therefore reduces algae growth.



Our popular 6mm foam is now available with a solid white surface and joined with a matching solid white joint tape. The crisp white finish is ideal for blending with spas, white tiles and lighter coloured pool surrounds – or just to stand out! Overall performance of the cover is exactly the same as the traditional full blue foam.

Of course the main purpose of a heat retention cover is to limit heat loss and this is where foam covers come into their element – a good fitting and correctly used 6mm foam cover will eliminate heat loss by 85 - 90%, significantly reducing running costs and offering a very quick payback period (retention and payback will differ from site to site).

Due to the nature of these materials, and the manufacturing process, some creasing of the top coat can be present (especially on hemmed covers) and the cover may not lie perfectly flat. Covers are rolled, not folded, for dispatch in order to eliminate these where possible.

Unless requested otherwise at time of order, all 6mm foam covers will be made approximately 30mm narrower than pool width to allow ease of movement on and off the pool. Covers at or over 100m<sup>2</sup> cannot be hemmed.


For all modifications and accessories such as hemming, reinforcing, shaping, towing systems etc. Please see page 249.



### Spa / Hydrotherapy Foam for Indoor Pools


A dense 12mm foam which is ideal for spas and small hydrotherapy pools with running temperatures of up to 40°C. Double layered blue textured foam with a clear foil laminate to the top and bottom surfaces. Can be made into jumbo rolls (50m x 3m) for multiple cover cut outs. Panel width 1500mm (jumbo roll only). 1 year warranty.

The Thermalux 12mm foam is not suitable for roller systems – and cannot have any accessories attached.



### Heat Retention Bubble Covers

Certikin heat retention bubble covers are manufactured from the highest grade materials and are suitable for all pools. Based on a 400 micron density bubble material and with a tough, tear resistant woven surface, these covers are suitable for frequent use areas where durability is essential. Solar weave is particularly suitable for outdoor pools as it combines the features of a heat retention cover with the translucent surface of a solar blanket, thus also benefiting from solar gain. As with all Certikin covers, floor level welding makes them as flat and even as possible. Hemming is available for extra longevity, and covers can be made to size or are easily trimmed on site.



### RaeGuard™

The specially selected pigments of RaeGuard™'s silver & white layers are designed to reflect and scatter radiative heat, and maximise reflection in the targeted mid-infrared region.

The unique GeoBubble™ air cell provides the cover with a substantial barrier layer which works to insulate and prevent the transfer of thermal energy away from the surface of a pool.



Please note: Orders for all solar, thermal, winter covers and bag liners will be rounded up to the nearest m<sup>2</sup>.




## Certikin Heat Retention Covers

### Thermalux 6mm Foam - Blue/Blue

**N TXP** Per m<sup>2</sup> Thermalux 6mm Foam

- Tough woven surface and laminated underside
- Hemming optional - at extra cost
- 350g / m<sup>2</sup> - panel width 1850mm
- R-value 0.16 / U-value 6.25




4 Year  
Pro-Rata  
Warranty

### Thermalux 6mm Foam - White/Blue

**N TXPW** Per m<sup>2</sup> Thermalux 6mm Foam

- Unique solid white woven surface
- Joined with matching white strap
- White hemming optional - at an extra cost
- 350g / m<sup>2</sup> - panel width 1850mm
- R-value 0.16 / U-value 6.25



4 Year  
Pro-Rata  
Warranty

### Thermalux 6mm Foam - Grey

**N TXP12** Per m<sup>2</sup> Thermalux 6mm Foam

- Double thickness foam with lamination to both sides
- For use on pools/spas up to 40°C
- Panel width 1850mm
- R-value 0.32 / U-value 3.1
- Jumbo Rolls to specifications - Minimum 100m<sup>2</sup>




12 Month  
Warranty

### Thermalux 12mm Foam

**N TXPG** Per m<sup>2</sup> Thermalux 12mm Foam

- Unique solid grey woven surface
- Joined with matching grey strap
- Grey hemming optional - at an extra cost
- 350g / m<sup>2</sup> - panel width 1850mm
- R-value 0.16 / U-value 6.25



4 Year  
Pro-Rata  
Warranty

### Solar Weave

**N SWPG** Per m<sup>2</sup> Solar weave

#### Solar Weave

- Tough, tear resistant top surface for longevity and improved heat retention
- Semi-transparent colouring also allows solar gain
- Increased UV protection
- Weight 540g/m<sup>2</sup>
- 2060mm panel width
- Density 400 micron



3 Year  
Pro-Rata  
Warranty

### Bubble Weave

**N BWPG** Per m<sup>2</sup> Bubbleweave

#### Bubble Weave

- Opaque blue, reinforced top coat with extra UV protection
- Extremely tough, hard-wearing cover
- Weight 540g/m<sup>2</sup>
- 2060mm panel width
- Density 400 micron



3 Year  
Pro-Rata  
Warranty


### RaeGuard

**N SBRG** Per m<sup>2</sup> RaeGuard


**N SBRGW** Per m<sup>2</sup> RaeGuard Weave

Hemming limited to 30ft x 15ft on SBRG & SBRGW

- Available with or without a reinforcing weave
- Retain heat and maintain pool temperature
- Works on both indoor and outdoor pools
- Weight 460g/m<sup>2</sup>
- 2060mm panel width
- Density 500 micron



8 Year  
Pro-Rata  
Warranty



8 Year  
Pro-Rata  
Warranty

SBRG RaeGuard

SBRGW RaeGuard Weave



Please note: Orders for all solar, thermal, winter covers and bag liners will be rounded up to the nearest m<sup>2</sup>.

## Aquablade Leading Edge Towing System & Floating Cover Accessories



### Aquablade Leading Edge Towing System.

- For the effortless application of any cover the Aquablade is unparalleled. Made from tough foam filled netting it will not fill with water and will keep the cover buoyant at all times
- Orders for covers with factory fitted Aquablades over 6.1m (20') in width will automatically have commercial leading edges attached unless otherwise requested
- Factory stitched bridges are an optional accessory allowing a roman end to be fitted to your blanket along with a full width Aquablade. Items should be ordered separately and are factory fitted only

#### Aquablade Leading Edge Towing System

N	AQB1	DIY Domestic 3.65m (12')
N	AQB1F	Factory fitted Domestic 3.65m (12')
N	AQB2	DIY Domestic 4.88m (16')
N	AQB2F	Factory fitted Domestic 4.88m (16')
N	AQB3	DIY Domestic 6.10m (20')
N	AQB3F	Factory fitted DIY Domestic 6.10m (20')
N	AQBC1	Commercial up to 8m
N	AQBC2	Commercial up to 10m

Aquablade is available in white or black

### Cover Guide

- Heavy duty 60mm tube with floatation foam inside the ABS tube for buoyancy
- As the foam is encapsulated by the tube it will not degrade, get mouldy etc
- Easy push together fit with O-rings to lock tubes in position
- Push fit end caps
- Heavy duty mesh for longevity. Rotating fixing points which are very, very strong
- The mesh sleeve is tight to the ABS tube which should prevent most twigs and leaves from getting inside the mesh
- Available in blue, grey, black and white with press fix connectors in the same colours
- Items are DIY Fitted only

#### Cover Guide

Q	COVG012	Cover Guide Blue upto 12' (3.65m)
Q	COVG016	Cover Guide Blue upto 16' (4.87m)
Q	COVG020	Cover Guide Blue upto 20' (6.09m)

#### Additional Extras - for All Floating Pool Covers

N	FCHEM	Hemming - per running metre *
N	FCSRE	Shaping for Roman ends/steps/corners/ladders/rail cutouts (un-hemmed each)
N	FCRT	Reinforced tail edge - per metre
N	F CRS	Reinforced sleeve - per metre (specify sleeve diameter)
N	FCSHAP	Freeform shaping - per m <sup>2</sup>
N	FCEX4	Factory stitched PVC bridge for 4' radius RE
N	FCEX5	Factory stitched PVC bridge for 5' radius RE
N	FCEX6	Factory stitched PVC bridge for 6' radius RE
N	FCEXFT	Factory fitted PVC bridge - per ft

\* Available in black, blue, green, light grey and white

#### Cover Repair Tape

24	GEOTAPE	Cover Repair Tape, Clear, 100mm wide and sold on a 20m roll
----	---------	---

### Universal Cover To Roller Strap Kit

Suitable for most domestic rollers. The nine strap kit contains cover connectors, quick release buckles and a selection of roller connections which allow fitting to the current and old Certikin Atlas roller, the Plastica Slidelock roller and any roller which requires push through grommets (e.g. Aquamat) – there is also a self-drilling screw attachment option which will work on practically any aluminium roller tube.

#### Additional Extras - Cover To Roller Connection

N	DRCCTR101	Universal cover to roller strap kit - 1m strap *
N	DRCCTR103	Universal cover to roller strap kit - 3m strap *


\* Available in black

### Premium Protect Solar Sheet

Certikin solar blankets come with a basic protective sheet, but for superior performance and durability, the Premium Protect Solar Sheet is the best choice to prevent lasting damage which can be caused by trapped heat when the cover is stored on the reel in direct sunlight. This product can reduce temperatures within a coiled cover by up to 30°C, significantly lowering the risk of non-warranty failure. By using UV-stabilized reflective material, it enhances the life and performance of any solar blanket. Additionally, it is easy to secure with the solar sheet strap kit.

#### Premium Protect Solar Sheet

M	PPSS25	Premium protect solar sheet 25m x 1m
M	PPSS06	Premium protect sheet 6m x 1m
P	PPSSK1	Solar sheet strap kit - 3 adjustable straps



Cover Repair Tape





## Domestic Pool Reel Cover



Manufactured from a durable but attractive blue PVC, the Certikin domestic reel cover is a simple but effective way of keeping your domestic pool cover roller, and the cover itself, clean and dry over winter. This prolongs the appearance, life and effectiveness of both the reel and pool cover. The two part tunnel system simply slips over the reel and overlaps in the centre – choose the correct size for the reel width you have. A set of straps then secures the reel cover around the pool cover to keep it in place, protecting the reel and cover from the winter environment.



### Certikin Domestic Reel Cover

<b>P</b>	<b>DRCRCS15</b>	Reel Storage Cover Small – Reels Up To 15'
<b>P</b>	<b>DRCRCM18</b>	Reel Storage Cover Medium – Reels Up To 18'
<b>P</b>	<b>DRCRCL22</b>	Reel Storage Cover Large – Reels Up To 22'

## Eco-Reel - Domestic and Commercial Bubble Cover Rollers



Our Eco-Reel roller offers exceptional value for money by combining high quality stainless steel end supports with a sturdy telescopic aluminium tube system and all the features you would expect from a premium style roller. The Eco-Reel is available in three styles - mobile, fixed-floor and fixed-wall - each offering three size ranges for pools from 2.6m to 5.7m wide and is suitable for bubble covers up to 12m in length. However, the optimum operational capacity of the reel system is surpassed when a cover exceeds 60m<sup>2</sup>. Each system includes a crank handle, a slide-lock anti-unwind system and fully adjustable cover-to-roller strap kit as standard.

### Features

- High quality stainless steel end supports
- Sturdy telescopic aluminium tubing
- Easy turn crank handle
- Slide-lock locking system on all models
- Adjustable cover to roller kit with all models
- Suitable for bubble covers from 2.6m to 5.7m wide

Commercial units are now available for bubble covers 6-8m wide. Maximum cover size is 120m<sup>2</sup> (maximum cover length 16m). All Eco Reels are not suitable for TXP covers.



Eco Reel - Commercial

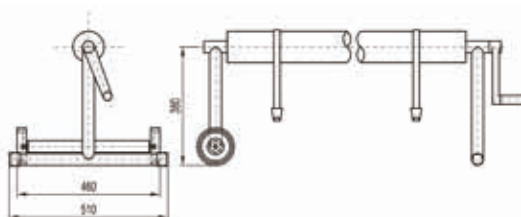
### Eco Reel - Commercial

<b>P</b>	<b>DRERM68/P</b>	Eco Reel Plus - Mobile 6m - 8m
<b>P</b>	<b>DRERW68/P</b>	Eco Reel Plus - Wall Mount 6m - 8m
<b>P</b>	<b>DRERF68/P</b>	Eco Reel Plus - Floor Fixed 6m - 8m
<b>P</b>	<b>DRERMROD</b>	Eco Reel Plus Mobile Spreader Rod - for covers over 100m <sup>2</sup>

All Eco reels are not suitable for using TXP - 6mm foam covers

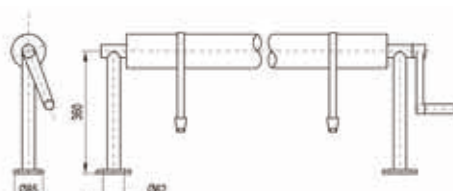
### Eco Reel - Domestic (Mobile)

<b>P</b>	<b>DRERM43</b>	Eco-Reel - Mobile 2.6m - 4.3m
<b>P</b>	<b>DRERM57</b>	Eco-Reel - Mobile 4.1m - 5.7m



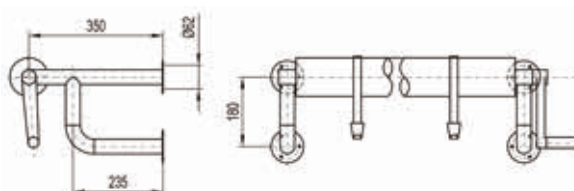
### Eco Reel - Domestic (Floor)

<b>P</b>	<b>DRERF43</b>	Eco-Reel - Floor Fixed 2.6m - 4.3m
<b>P</b>	<b>DRERF57</b>	Eco-Reel - Floor Fixed 4.1m - 5.7m



### Eco Reel - Domestic (Wall)

<b>P</b>	<b>DRERW43</b>	Eco-Reel - Wall 2.6m - 4.3m
<b>P</b>	<b>DRERW57</b>	Eco-Reel - Wall 4.1m - 5.7m





## Slidelock Telescopic & Monaco Reel System



### Slidelock Telescopic Reel System

The domestic Slidelock telescopic reel system is widely considered to be the best domestic reel on the market, thanks to its ease of installation and great strength.

- The reels can be supplied with a range of different end stands at no extra cost
- Cover to roller kit included
- Manufactured in anodised aluminium tube, with stainless-steel axle crank handles and end stands, the latter of which has a mirror polished finish
- Allow an overlap each side of between 6" and 1'. Max. recommended area of material on either size of the reel is 75sq. m (800sq. ft.). Extra care should be taken when quoting or installing reels for covers over 19' wide



#### Slidelock Telescopic Reel System

P	<b>DSR15</b>	Slidelock Telescopic Reel - Standard 15'
P	<b>DSW15</b>	Slidelock Telescopic Reel - Wall Mount 15'
P	<b>DSB15</b>	Slidelock Telescopic Reel - Base Plate 15'
P	<b>DSS15</b>	Slidelock Telescopic Reel - Sleeved 15'
P	<b>DSSW15</b>	Slidelock Telescopic Reel - Side Wall 15'
P	<b>DSR21</b>	Slidelock Telescopic Reel - Standard 21'
P	<b>DSW21</b>	Slidelock Telescopic Reel - Wall Mount 21'
P	<b>DSB21</b>	Slidelock Telescopic Reel - Base Plate 21'
P	<b>DSS21</b>	Slidelock Telescopic Reel - Sleeved 21'
P	<b>DSSW21</b>	Slidelock Telescopic Reel - Side Wall 21'

### Monaco Premier Geared Domestic Reel

British-made, the Monaco Premier roller system offers exceptional durability and convenience. Its rigid telescopic tubing, anti-reel locking device, and polished stainless-steel supports ensure stability and smooth operation. The deluxe 5-spoke hand wheel, paired with the 3:1 Smartgear system, significantly reduces effort when winding the cover. A cover to roller kit is included as are adjustable feet for uneven surfaces, with an optional locking castor set available.



Monaco Premier Geared Domestic Reel

#### Monaco Premier Geared Reel

Q	<b>DRMP16</b>	Monaco Premier Geared Reel - to 16' (4.88) wide
Q	<b>DRMP21</b>	Monaco Premier Geared Reel - to 21' (6.40) wide
Q	<b>DRMPK1</b>	Monaco Reel Locking Castor Pack
Q	<b>DRMPK2</b>	Monaco Reel Anchor Bolts (no castors)
Q	<b>DRMPK2/C</b>	Monaco Reel Anchor Bolts (for systems with castors)

#### Slidelock Reel Accessories

Q	<b>DSPK1</b>	Slidelock strap set (pack of 10 individually packed)
Q	<b>DSPK2</b>	Reel easy castor pack (6) - to suit pre 2021 models
Q	<b>DSPK2N</b>	Reel easy castor pack - to suit 2021 onwards models
Q	<b>DSPK3</b>	Reel easy threaded deck anchors - per pair
Q	<b>DSPK4</b>	Reduction Gearbox




Smart Gear System

### Monaco Reel Standard X

- 3-spoke thermoplastic steering wheel, heavy duty with central metal hub for strength
- SmartGear, factory fitted
- Weights: Small reel 26kg, Large reel 28kg

**NEW**



Monaco Reel Standard X

#### Monaco Reel Standard X

Q	<b>DRMX16</b>	Monaco Standard X geared reel upto 16' (4.87m)
Q	<b>DRMX21</b>	Monaco Standard X geared reel upto 21' (6.4m)

## Certikin Solex Solar Powered Roller



The Certikin Solex solar powered roller is specifically designed to be easy to install, simple to operate, economical, flexible, offering a convenient progression from a standard manual pool roller without the requirement of an electrical supply or wiring.

- Can be installed on new and existing pools
- Suitable for solar covers up to 6m x 12m
- Self-powered though a photovoltaic panel
- Supplied with cover to roller cords
- The use of an Aquablade towing system is strongly recommended for covers using the Solex roller, and the roller should be mounted over the end of the pool, not set back



#### Certikin Solex Solar Roller

Q	<b>DRSOL</b>	Certikin Solex solar roller
---	--------------	-----------------------------



## Aquatronic Automatic Roller System



### Features Include:

- No hard wiring required, plugs directly into the mains
- Trickle charge battery fitted to allow continuous supply in event of power disruption
- Lock out on front of control panel to completely eliminate unwanted use
- Thermal cut out to protect motor and prolong life
- Easy to read and use LCD display
- Full control instructions available in hard copy or electronic format
- Can be floor or wall (back or side) mounted (Max square meter for wall fixing is 50m<sup>2</sup>)
- R60 80G 24V motor as standard with pre-set limit switches to control start / stop position of cover
- Covers secured directly to roller tube to keep square while operating
- UPVC housings to cover end support brackets
- Operation from control panel or radio remote key fob, with remote key switch or push button option available



The Aquatronic remote roller comes with a control package designed to offer ease of use, reliability and value for money

Suggested maximum cover size is 112.5m<sup>2</sup> with a length limit of 25m.

For ease of use we recommend that the cover is fitted with an Aquablade leading edge towing kit, which can be supplied factory fitted or for DIY fit.

### Points to consider when ordering an Aquatronic Roller:

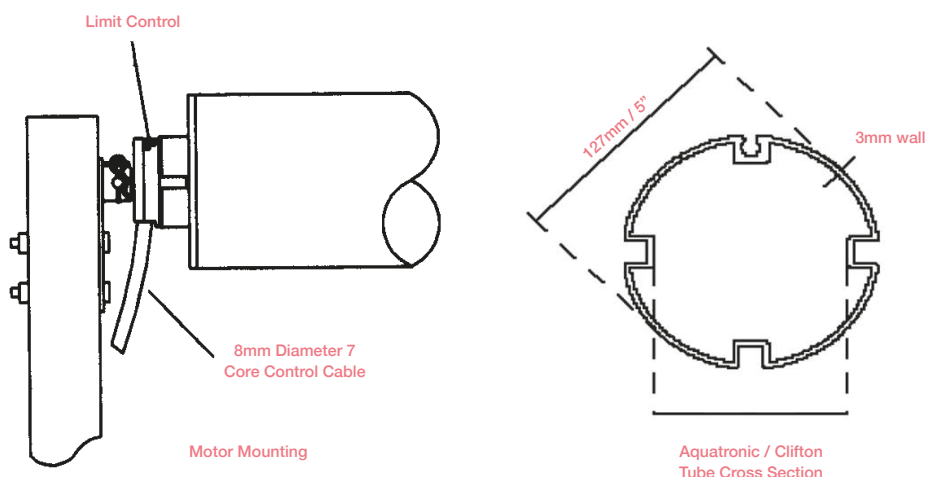
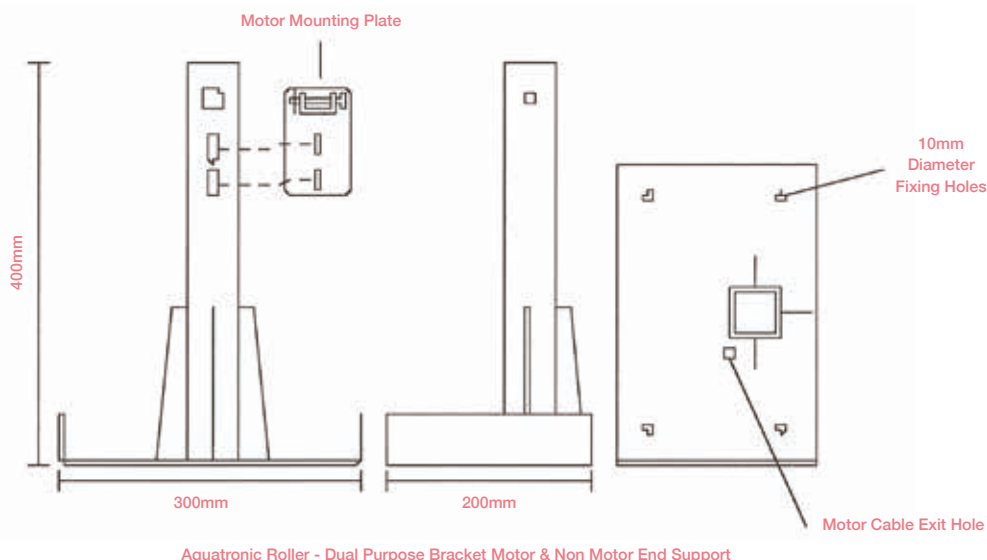
1. The motor is pre-installed into the roll-up tube and is complete with a 15 metre long, 8mm diameter, 7 core YY control cable which feeds back to the main control panel
2. The cable can be extended using standard 10amp electrical connections, but the overall cable length should be limited to 30 metres. Please ask at the point of order, or specify on the Aquatronic Roller order form, if extra cable is required. Extensions of the cable are the responsibility of the installer
3. The control panel includes an adjustable time delay function which allows time for the user to move from the control station (either key switch, push button or radio remote) to the pool side to begin guiding the cover. For the key switch and push button this time is adjustable up to 30 seconds, for the radio remote this is adjustable up to 5 seconds - this should be considered when planning the location of the control station
4. The key switch is a 3 position 'stay-put' switch and is connected to the main control panel by a minimum 0.5mm<sup>2</sup> standard 3 core cable (not supplied). The push button is pre-wired with a 15m signal cable
5. If ordered with a cover, it will be pre-secured to the roller and calibrated for basic start and stop position, but some fine tuning of calibration will be needed on site at point of installation
6. Covers are connected via a 6mm nylon rod fed through the back edge of the cover / connection piece. Please inform of distance from pool edge to final limited roller position at point of order
7. For pools with limited surrounding space, the motor mounting plate can be used as a wall mounting plate for both the motor and / or non-motor end of the roller. Wall mounting can only be a maximum of 10m x 5m pool size (50m<sup>2</sup>)
8. Pricing is for roller only. Price for cover connection piece and towing kit is separate
9. The Aquatronic roller is a semi automatic product. Floating covers require a towing boom and manual guidance to manoeuvre them on and off the pool
10. Bracket hook hinges are not included in this system
11. Suitable for pools of up to 15m x 7.5m or covers up to 112.5m<sup>2</sup> where the maximum width is 7.5m

Please contact us for quotations and orders.



**FREE: 400 micron standard bubble cover plus factory fitted Aquablade with every Aquatronic (or pay the difference to upgrade)**

## Aquatronic Automatic Roller System

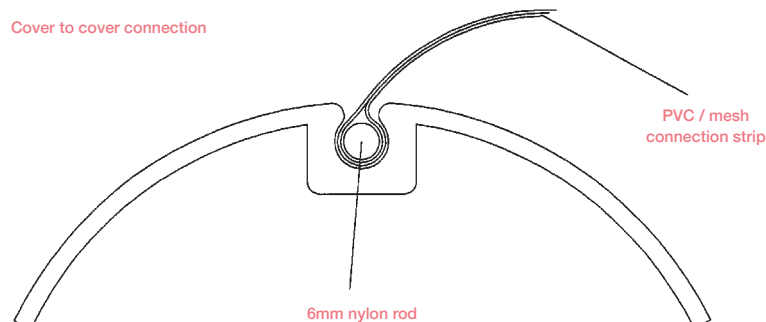


### Cover to Roller Connection - Aquatronic

When ordering your commercial roller please consider how your cover should attach to the roller tube. Straps should be avoided as these can allow larger covers to float off centre. We offer two alternatives for cover to roller connection:

1. Extend the length of your cover to reach the roller - please specify the extra length required when ordering. If you are ordering both cover and roller from Certikin, we will pre-fit the cover to the roller to ensure a square cover operation and quicker installation on site. Please remember to price your larger cover accordingly. Particularly suitable for shaped / oval covers.
2. Made to measure cover connection piece. We will manufacture a connection sheet to connect your existing or newly ordered cover to the roller. For indoor pools this will be a PVC sheet, for outdoor pools this will be a mesh sheet. This connection piece can be fitted to your roller at point of manufacture-a newly ordered pool size cover can then be fitted to it in our factory, or you can fit your own cover to it on site with the fixing toggles provided. Please specify distance of roller from pool edge when ordering. PVC and mesh can be supplied in blue or green.

**Please contact us for quotations and orders.**





## Commercial Cover & Reel Systems



The need to reduce carbon emissions has become greater than ever, with most commercial operators looking for new ways to reduce their carbon footprint and minimise impact on climate change.

It is now widely accepted that installing a heat retention cover is the single most effective means of reducing swimming pool energy consumption. Fit the right cover on your pool and you will see a reduction in energy bills. Depending on the type of reel system you opt for, a payback period as short as 12 months can be expected.


It is not just the reduced energy bills that make for such a strong argument for covering your pool. The vast majority of heat loss is through evaporation but, with a pool cover in place, evaporation is virtually eliminated. You will also benefit from reduced humidity and condensation in the pool building.

**For pricing and details please contact us.**




### Motorised Reel Systems

Fully automated cover and reel systems are increasingly popular. The benefits of fast and efficient cover operations include time saving and reduced manual handling for poolside staff. For ease of use, the system can be operated via a key switch or remote control. Motorised systems include safety features and quiet motors with soft start and stop electronics to prolong the life of the cover.



### Light Commercial Motorised

- Ideal for small commercial swimming pools
- Quiet motors with soft start - soft stop mechanism
- Manufactured from stainless steel
- Maximum cover size 170 sq.m.
- 9m maximum standard tube length
- 168mm tube diameter
- Key switch and remote control
- Auto stop end of run settings



Please note: Products and solutions shown on this page will differ in appearance and design from that shown on previous pages.





### Leading Edge and Reinforcing

- Helps operation of heat retention covers and saves wear and tear
- Heat welded and fitted to cover
- Recommended for all covers over 12m long
- Includes all tow ropes and reinforced reel end



### Mobile Reel System

This system is ideal for smaller commercial swimming pools and is similar to the Commercial Piggyback Reel but with one tube/axis.

It is manufactured using a 127mm (5") aluminium tube with nylon end bosses, high-grade polished stainless frame and 127mm braked castors.



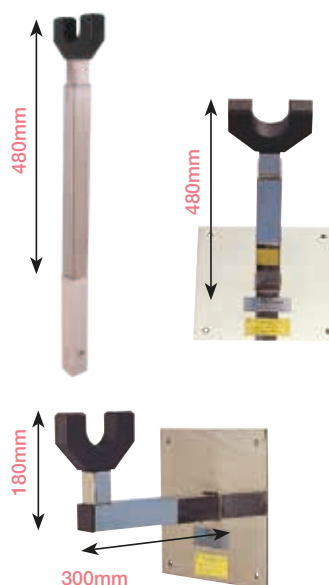
### Piggybank Mobile Reel System

The dual tubes allow one reel system to cover a pool almost twice its width with ease. This system has proved popular with schools and local authorities. The end stands are manufactured from a high-grade polished stainless steel. The 150mm (6") stainless steel braked castors allow the reel system to be repositioned for rolling covers on and off the pool. Simply attach the straps to the tube and roll the first cover onto the reel system. Move the reel across and repeat the process to remove the second cover. The reel system can then be removed from the pool edge and stored when not in use. A 6:1 reduction gearbox is advised for covers over 140 sq m per tube (1500 sq ft).



### Fixed Manual

- Suitable for most smaller commercial pools
- Nylon end bosses and anodised tube
- Optional reduction gearbox
- Highly polished stainless steel end stands as standard
- White powder coating available on request
- Approximate weight of each end stand including bearing is 10kg plus 2kg extra per 240mm run of tube



# Winter Debris Covers



- Certikin winter debris covers are manufactured to the highest standards using the finest grade woven polyethylene
- They are available in an attractive forest green, blue, tan or grey
- Covers should be ordered to allow for a 300mm (1') overlap around the full perimeter. When ordering please add 600mm (2') to each dimension
- Covers are invoiced in metric to the actual sq/metre finished size
- Freeform covers are made to the dimensions and drawings supplied at the time of order and will be charged using the largest measurements of the pool

## Ordering Winter Debris Covers

- When ordering please suffix code with G, B, T or GY to indicate colour required
- Maple - Made from woven polyethylene with reinforced corners, anti-chafing strips and stainless steel fixings at approximately 1.2-1.6m centres


**Criss Cross** - As for the Maple but with webbing straps stitched across the full length and width of the cover for extra strength.

For extra protection against wear, a tough PVC skirt can be added to any cover.

At point of order please specify if dimensions given are pool or cover size.


**Please Note:** In the Spring and Summer months, Winter Covers will be batch produced as opposed to on demand - Please contact us for lead times.

Criss cross covers over 100m<sup>2</sup> are not available.



Tan

Blue



Grey

Green

## Certikin Winter Debris Covers - Maple

<b>N</b>	<b>WDM</b>	Per m <sup>2</sup> - Maple Cover - Rectangular
<b>N</b>	<b>WDM/SH</b>	Per m <sup>2</sup> - Maple Cover - Shaped
<b>N</b>	<b>WDM/100</b>	Covers over 100m <sup>2</sup> - Per m <sup>2</sup>
<b>N</b>	<b>WDM/CSS</b>	Closer Strap Spacing and / or longer straps (over 50cm) - Per m <sup>2</sup>

## Certikin Winter Debris Covers - Criss Cross

<b>N</b>	<b>WDX</b>	Per m <sup>2</sup> - Criss Cross Cover - Rectangular
<b>N</b>	<b>WDX/SH</b>	Per m <sup>2</sup> - Criss Cross Cover - Shaped
<b>N</b>	<b>WDX/CSS</b>	Closer Strap Spacing and / or longer straps (over 50cm) - Per m <sup>2</sup>



Grey WDC C/O Azure Pools



Tan WDC C/O Safe-T-First, Cyprus

Please note: Orders for all solar, thermal, winter covers and bag liners will be rounded up to the nearest m<sup>2</sup>.





## Winter Debris Covers

### Automated Design & Cutting

Certikin North's manufacturing equipment and software capabilities have allowed the expansion of both the design and cutting of the Winter Debris Covers. The software is used to convert the supplied dimensions into a cutting pattern for a cover which includes all necessary overlaps and seam, as well as pre-marked strap positioning. The ability to visualise and position straps at the design stage allows for a more accurate strap placement, thus generating better tensioning of the cover all around. Incorporating steps, ladder or rail cut outs is easily achieved and we are able to create free-form shapes from supplied dimensions to suit any shaped pool. With the exception of covers created from a supplied template, all new Winter Debris Covers are now manufactured using this new automated system.

#### Optional Extras - for Maple Covers

N	WDRE4M	4' radius roman end Maple
N	WDRE5M	5' radius roman end Maple
N	WDRE6M	6' radius roman end Maple
N	WDSSM	Small walk-in-step (max 3.25m <sup>2</sup> ) Maple
N	WDL5M	Large walk-in-step (per m <sup>2</sup> ) Maple
N	WDHR	Hand rail slits - per pair
N	WDRCM	Replacement cover (per m <sup>2</sup> ) no fixings Maple

Please suffix code with either G, B, T or GY to indicate colour

#### Optional Extras - for Criss-Cross Covers

N	WDRE4X	4' radius roman end Criss-Cross
N	WDRE5X	5' radius roman end Criss-Cross
N	WDRE6X	6' radius roman end Criss-Cross
N	WDSSX	Small walk-in-step (max 3.25m <sup>2</sup> ) Criss-Cross
N	WDL5X	Large walk-in-step (per m <sup>2</sup> ) Criss-Cross
N	WDHR	Hand rail slits (per pair) Criss-Cross
N	WDRCX	Replacement cover (per m <sup>2</sup> ) no fixings Criss-Cross

Please suffix code with either G, B, T or GY to indicate colour

#### Optional Extras - Maple or Criss-Cross

N	WDPVC	PVC protective under skirt (per m) Maple or Criss-Cross
N	WDRAIL	Single hand rail cut out (per m) Maple or Criss-Cross
N	WDPVC/SH	PVC Protective Under Skirt (per m) Maple or Criss Cross - For Shaped Covers



Grey WDC with ladder cut-out.  
Image courtesy of Safe-T-First, Cyprus

### Above Ground Pools

Certikin Above Ground Winter covers are ideal for timber pools. Covers are manufactured from the same materials as standard debris covers and can be made to almost any size and shape; ladder entry points can also be included. Our standard design allows the cover to fold 50mm over the edge of the timber frame, but other preferences of sizing can be accommodated if specified at point of order. The perimeter of the cover incorporates a tough 25mm webbing through which eyelets are secured. For each eyelet an elasticated ball loop and stainless steel hook is provided (see image) to allow the cover to be tensioned and secured over the pool. (Basic fixing screws are provided for each hook, but screws may not be suitable for all pools). Available in all colours.

#### Above Ground

N	WDEG/AG	Above ground debris cover - green - per m <sup>2</sup>
N	WDEB/AG	Above ground debris cover - blue - per m <sup>2</sup>
N	WDET/AG	Above ground debris cover - tan - per m <sup>2</sup>
N	WDEGY/AG	Above ground debris cover - grey - per m <sup>2</sup>
N	WDHR	Handrail slits - per pair



WDC for timber above ground pools.

### Low Profile Fitting

Wooden Deck Fitting - Manufactured as per the Maple and Criss Cross covers, but supplied with a fitting suitable to secure into a timber decking surround. Concrete Fitting - Using the same low profile springs as the above, but supplied with 10mm Aluminium anchors which drop flush into the ground when the cover is not in use. This avoids leaving open holes in the pool surround which can fill with dirt when using a standard P Pin fixing. Available in all colours.

#### Low Profile Fitting

N	WDM/DE	Maple Debris Cover - Wooden Deck Fitting
N	WDX/DE	Criss Cross Debris Cover - Wooden Deck Fitting
N	WDM/CO	Maple Debris Cover - Concrete Fitting
N	WDX/CO	Criss Cross Debris Cover - Concrete Fitting
N	WDHR	Handrail slits - per pair

Please note: Orders for all solar, thermal, winter covers and bag liners will be rounded up to the nearest m<sup>2</sup>.

### Winter Cover Repairs

Certikin are no longer able to accept existing winter covers back for repair.

However we can offer you a replacement cover at a very competitive price.

Please contact us with your requirements.

## Walu Mobile Safety Deck



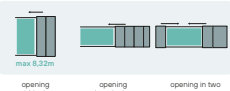


As a modular system, the Walu Deck can be installed on most domestic pool shapes and sizes so long as sufficient firm, level ground is available around the pool. The system is based around an aluminium frame which rolls along tracks on rollers with stainless steel needle bearings. The Deck closes completely and is entirely rigid with modules which roll together, fasten with a quick acting mechanism and then lock against the track. It needs no electrical connections and is easy and quick to install – all required fixings and timbers are supplied. The Deck is finished in an attractive, hard wearing high quality timber.

### Walu Deck Features

- Makes the most of your space around and over your pool
- Attractive and durable hard wood
- Suitable for existing or new build pools
- Complies with safety standard NF P 90-308
- Easy to install – no electrical connections
- Suitable for almost any shape of pool
- Prevents evaporation and heat loss
- Slows down the development of algae
- Integral PVC membrane helps keep pool clean
- Quick and easy operation - motorisation options available
- Can be supplied with or without timber

### Comparison table Walu Deck 2023

Model	Origin	Flat
Dimensions	Made to size	Fixed
Pool dimensions	Max. range distance: <b>8.32m</b>	<b>F23:</b> max <b>2.2m x 2.2m</b> <b>F32:</b> max <b>3m x 3m</b> or 2x <b>F32:</b> <b>3m x 6m</b> <b>F42:</b> max <b>4m x 4m</b> or 2x <b>F42:</b> <b>4m x 8m</b>
Height without cladding  (with MOSO + 4cm)	<b>TM1:</b> (small decks): 16cm <b>TM2:</b> (large decks): 24.3cm	16 cm
Profiles	 TM1 ou TM2 	 Thin
Availability	On demand	In stock
<b>MAX</b> Load 	600kg to 1500kg / module (depending on size)	500kg
Motorisation 	✓ (option)	✓ (option)
Height control wheels 	✓ max 19mm	✓ max 14mm
Average installation time (2 people)	1 -2 day(s)	1 -2 day(s)
Insulation	✓ (60mm or 120mm) (option)	✓ (60mm) (option)
Cladding "Moso" 	✓ (optional, not pre-cut)	✓ (optional, cut-to-size)
Structure for finishing with ceramic tiles 60 x 60 x 2 cm. (Tiles not included)	✓ (option)	✓ (option)
Finishing strip in wood or heat-lacquered aluminium	✓ (option)	✓ (option)
<b>Possible configurations</b>	 <p>max 8.32m</p> <p>opening widthwise    opening lengthwise    opening in two parts</p>	 <p>2.2 x 2.2m</p> <p>3 x 6m</p> <p>4 x 8m</p>

For a quotation please contact us.





## Walu Evolution Manual Safety Cover



### For Shaped and Rectangular Pools

The Walu manual safety cover, exclusive to Certikin in the UK, is firmly established as the finest bar supported safety cover on the market. Manufactured to French standard NF P 90-308, the Walu has a maximum load capacity of 100kg (approx. 15.5 stone / 220lbs) and is extremely easy to both install and operate.

#### All systems benefit from:

- Exclusive patented design allows individual components to be replaced on site if required
- Adjustable and locking anchor strap positions allowing for the most effective fixing point
- Reinforced flexible composite fabric panels with anti-abrasion treatment
- Half-round anodised aluminium support poles
- Stainless steel fixings throughout
- Complete with crank handle – can be operated from either side – extra cranks available for two person operation
- Shaping for step sections and ladders available
- All round cover – eliminates the need for a summer cover, winter cover and reel system

Surcharge for shaped covers of 20% applies.

Covers for pools smaller than 19m<sup>2</sup> at surface area (excluding steps) will face a flat surcharge of £199.00 nett.

A 20cm overlap is allowed around the perimeter for copings.

#### Walu Evolution - for Shaped Pools & Rectangular Pools

Q - Up to 11m x 5m - Opaque (36' x 16' approx) - per m<sup>2</sup>



Ideal for shaped pools

#### Cover Selection Key & Pricing Tips



Suitable for in-ground pools



Suitable for above-ground pools



Maximum pool size (excluding steps)



Ladder cutouts possible (extra charge) - length only



Cover overlap from pool edge (add all round to pool for pricing)



Step section at end of cover possible (extra charge)



Step section on side cover possible (extra charge)




\* Shaped Walu covers carry a 15% surcharge - this is added to the largest dimensions of the cover



Quick release system as standard with Evolution models



Removable Anti-lift kit



100% modular - the only swimming pool cover with bars and panels that can be replaced individually on site.

#### Evolution Colours



## Walu Starlight Manual Safety Cover



### Refined performance for rectangular pools

Walu Starlight is an enhanced and refined version of the popular Evolution model. The support poles for the Starlight are inverted so the half-round suspends beneath the cover giving a more aesthetically pleasing look to the visible cover surface. The end of the support poles are formed with flattened profiles which allow for a closer and flatter fit to the coping stones.

The main benefit of these features, however, is that the inverted poles mean that the cover is easier to handle, with both the winding and unwinding being smoother operations.

Walu Starlight is designed for use on rectangular pools only (with or without steps and ladders) so the inverted support bars can sit neatly between the coping stones and, as such, coping to coping measurements must be supplied when ordering.

Covers for pools smaller than 19m<sup>2</sup> at surface area (excluding steps) will face a flat surcharge of £199.00 nett.



### Walu Starlight - for Rectangular Pools

Q - Up to 11m x 5.5m - Opaque (36' x 16' approx) - per m<sup>2</sup>

#### Cover Selection Key & Pricing Tips



Suitable for in-ground pools



Suitable for above-ground pools



Maximum pool size (excluding steps)



Ladder cutouts possible (extra charge) - length only



Cover overlap from pool edge (add all round to pool for pricing)



Step section at end of cover possible (extra charge)



Step section on side cover possible (extra charge)

\* Shaped Walu covers carry a 15% surcharge - this is added to the largest dimensions of the cover



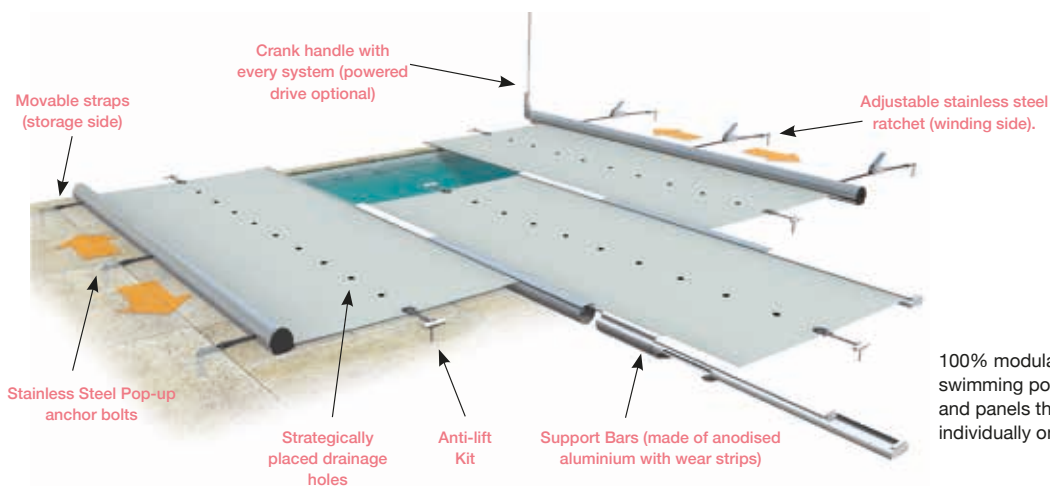
Low profile flattened bars



Quick release system as standard with Starlight models



Removable Anti-lift kit



100% modular - the only swimming pool cover with bars and panels that can be replaced individually on site.

### Starlight Colours



## Walu Woodstar Above Ground Wooden Pool Cover



A sister product to the successful Walu Evolution, the Woodstar is specifically designed to offer the same level of safety and simplicity for above ground pools. Secured with stainless steel ratchets and pre-angled brackets, the Woodstar is easy to install and operate.

The Woodstar removes the need for any other cover or reel system on your above ground pool and can be made to a perfect width, with cut-outs for ladder entry points, filtration systems and counter-current systems all possible.

The pool surround must be at least 50cm above ground level for operation and any cut outs can only be to one central end of the pool.

Covers for pools smaller than 19m<sup>2</sup> at surface area (excluding steps) will face a flat surcharge of £199.00 nett.


### Walu Woodstar Cover for Above Ground Pools

Q	-	Up to 10m x 5m - Opaque (33' x 16' approx) - per m <sup>2</sup>
Q	-	Ladder cut out - each

#### Colours available



Walu Woodstar - Designed for above ground wooden pools



\*Ladder cut out on diagonal width only

## Walu Prestige



This single-panel cover is designed in one piece. The flat aluminum profiles and the quality of the opaque 650 g/m<sup>2</sup> fabric panel make this product stand out. No tensioning system on the lengths of the cover for faster installation and handling and a smoother winding and unwinding of the cover.

### Walu Prestige

Q	-	Up to 10m x 5m - Opaque (33' x 16' approx) - per m <sup>2</sup>
---	---	---

#### Colours available



Replaceable profile with flat end Adjustable straps with stainless-steel ratchets





## Walu Manual Safety Cover - Additions & Extras



### RollPower Winding System

Whilst the Walu cover is designed to be a fully functional manual safety cover, motorised assistance is available. The RollPower winding system is a low level, high torque system which sits neatly at floor level after being connected to the receiving bar of the Walu cover (in-ground systems only). A flexi-cord drive control extends from the base unit so the operator walks along the side of the pool as the system manoeuvres the cover off the pool. An integral carry handle and control storage compartment allow the RollPower to be removed from the pool side easily when not in use. The RollPower is fully rechargeable and requires little maintenance. Suitable for use with covers on pools up to 11m x 5.5m.

The Walu Winch is a deck mounted system which, when combined with a RollPower, allows the user to motorise the closing operation of the cover. Mount the removable winch on to the pool deck, feed the cover pulling strap through and use the RollPower (sold separately) to pull the cover onto the pool.



#### Cover Operation: Options & Accessories

<b>Q</b>	<b>WALSP02</b>	Walu cover 4:1 crank - up to 11m x 5.5m
<b>Q</b>	<b>WALSP36UK</b>	RollPower Winder
<b>Q</b>	<b>WALSP26</b>	Walu winch - unwinding system

### Walu Quick Release System

Makes operating any Walu cover easier and quicker than before by allowing the tensioning ratchets to be loosened rather than being fully released and unfastened. The quick release system comes as standard with all new Evolution and Starlight systems and can be added to the price of a Walu Eco or Woodstar. The quick release system can also be applied as a retro-fit to an existing Walu cover.

#### Quick Release System

<b>Q</b>	<b>WALSP19</b>	Walu quick release kit - no ladder/steps
<b>Q</b>	<b>WALSP20</b>	Walu quick release kit - with ladder/steps



### Step Sections & Ladders Cut Outs

The Walu Safety Cover can be manufactured to suit almost any pool. Incorporating step sections and roman ends is no problem and they are priced in proportion to the size required. Steps in the traditional positions along the width of the pool are covered by a section attached to the main cover. Steps affixed down the length of the pool require a separate section plus a support bar to make the section safe and allow the main cover to travel over the opening of the step.

Ladder cut outs are tensioned all the way around the rail slits to ensure the safety of the cover is not compromised.

Shaped and freeform pools can also be covered with the Walu Evolution – details & measurements must be supplied and a shaping surcharge applies.

Shaping surcharge for freeform pools is 20%.



For step on the width of the pool



For step on the length of the pool

#### Step Sections & Ladders Cut Outs

<b>Q</b>	-	Step section (square or radius step) - per m <sup>2</sup>
<b>Q</b>	-	Support bar for step section on length of cover
<b>Q</b>	-	Ladder cut outs - pool ends only



# SPAS

# Harvia Legend Hot Tub



The Harvia Legend tub is a cost effective and low maintenance hot tub. Featuring a stove heater, it consumes no electricity or gas and there are no pumps, wiring or filtration to operate. Simply fill the tub with water and the fire box with wood and within a couple of hours your hot tub is ready to use. The heated water rises and flows into the tub and pulls cooler water back into the heater to repeat the cycle. Four to six people can easily fit in the hot tub making it suitable for versatile use, from evening parties to family moments. The large glass hatch of the stove allows you to easily see if more wood needs to be added while you enjoy the roaring fire of the stove and warming water of the tub.

The Harvia Legend is unique in that it is designed to be filled when you plan to use it and emptied when finished. This means you do not need to worry about water maintenance and equipment breakdown when not in use. It comes fully assembled and can easily be lifted with two people and conveniently slid into place. Attach the heater with a couple of clamps, attach the chimney and you are ready to go!

If additional heating is required, Harvia has a high-quality electric heater that is designed to be used with the outdoor hot tub. Used in combination with the wood burning stove, it makes the heating time more efficient, and it can also be used independently to maintain the water temperature.

Also available is an insulated cover which will help speed up heating and keep your water hotter for longer whilst protecting the hot tub from debris. Adding the optional set of steps will make getting in and out of the hot tub safer.

- Dimensions:
- Depth 910 x height 1100 mm
  - Diameter 1700 mm
  - Dry weight 131 kg (weight of the pool without stove and chimney: 83 kg)
  - Water volume 1540 litres (minimum 650 litres)
  - Chimney Ø 150 mm, 2 m + cowl
  - Chimney thermal protection 1 m
  - Drainage 2 ½" female thread + hose connector 38 mm

For domestic private use only.

## Harvia Legend Hot Tub

E	HL/HT	Harvia Legend Wood Burning Hot Tub
E	HL/HTC	Harvia Legend Hot Tub Insulated Cover
E	HL/HTEH	Harvia Legend Hot Tub Electric Heater
E	HL/HTS	Harvia Legend Hot Tub Steps



HL/HT



HL/HTC



HL/HTEH



HL/HTS







## Spa Accessories From Leisure Concepts

### Cover Lifter

E	LC/CMI-ECO	Covermate Eco
E	LC/CMIII-ECO	Covermate III Eco
E	LC/CMI-PLAST	Covermate I
E	LC/CMII-US	Covermate II Understyle
E	LC/CMIII-PLAST	Covermate III
E	LC/CS	Cover shelf
E	LC/CC	Cover Catch

### Steps

E	LC/SMST-ESPR	Smartstep Espresso
E	LC/DSII-ESPR	Durastep Espresso
E	LC/DSII-GR	Durastep Coastal Grey
E	LC/DSII-TEAK	Durastep Teak
E	LC/SMJR-ESPR	Smartstep Junior Espresso

Please call us to discuss further colour options.



Smartstep



Durastep Deluxe



Durastep II

### Around The Spa

E	LC/SC	Spa Caddy
E	LC/SB	Smart Bar - c/w drawer
E	LC/STRII-BLACK	Safe-T Rail 2 - black



Spa Caddy



Smart Bar - c/w Drawer



Safe-T Rail 2

### Swimspa Steps

E	SS6-3-E-BLK	Swimspa Step 3 Tread (Espresso) Black Arms
E	SS6-3-G-BLK	Swimspa Step 3 Tread (Grey) Black Arms
E	SS6-4-E-BLK	Swimspa Step 4 Tread (Espresso) Black Arms
E	SS6-4-G-BLK	Swimspa Step 4 Tread (Grey) Black Arms

Please call us to discuss further colour options.



Swimspa Steps 4 Tread



Swimspa Steps 3 Tread

Available Colours:



Espresso



Grey

## Certikin Manufactured Spa Covers



Certikin spa covers are created from the highest-grade materials at our purposely equipped Leeds manufacturing facility. Rigorous testing has taken place to ensure the finished product meets the requirements for spa covers within the recently launched European Domestic Spa Standard EN17125, and also the safety aspects of the commonly quoted American Standard ASTM F1346-91.

Our spa covers are made to order to almost any size and shape, with some common sizes and colours being held in stock for quick dispatch. The use of superior materials throughout results in a premium-quality product offering high levels of durability and heat retention at a competitive price – speak to us for further details.

All Certikin spa covers benefit from the following features:

- Compliant with European Standard EN17125, and with the safety aspects of American Standard ASTM F1346-91
- Closed cell, chemical resistant, heat retention PE foam filled full length central hinge included as standard
- Three tapered thicknesses: 10cm to 5cm (4" to 2"), 12.5cm to 7.5cm (5" to 3"), 15cm to 10cm (6" to 4")
- Price bracketed, per tapered thickness, up to 2400mm (94") – custom sizes and Swimspa covers also available
- 16 colour options, all in high-quality UV and mildew protected marine grade vinyl
- 25kg/m³ flame retardant, reinforced, EPS inserts heat sealed in 500G poly
- Minimum 4 qty lockable, reinforced straps
- Double stitched and reinforced handles
- Anti-moisture grommets
- YKK zippers
- Serial number included for easy re-ordering
- Easy to use manual or electronic order form
- 3-year pro-rata warranty



**NEW**



Almond

**NEW**



Mahogany



Merlot\*



Ash Grey



Carbon\*



Tan



Brown



Chestnut



Burgundy



Sky Blue



Navy



Teal




Hunter Green



Light Grey



Charcoal Grey



Black

### 5x Pro-Tex colour options

- Reduces cover weight by up to 25%
- 3x stronger than traditional vinyl
- Provides superior tear and abrasion resistance
- Made with recyclable materials



Black\*



Charcoal\*



Chestnut\*



Forest Green\*



Navy\*

### Cover Caps

E	SCCAP7712	Spa Cover Cap 7'x7'x12"
E	SCCAP8812	Spa Cover Cap 8'x8'x12"

### Heavy Duty Straps

E	SCHS84BK	Spa Cover to 84" Heavy Duty Strap Black
E	SCHS90BK	Spa Cover to 90" Heavy Duty Strap Black
E	SCHS96BK	Spa Cover to 96" Heavy Duty Strap Black

### Shine n Protect

A	SFSNP/12	Spafresh 0.5ltr Shine 'N' Protect Spray - 12 pack
---	----------	---



Cover Cap



Heavy Duty Strap



Shine 'n' protect



# Spa Cover Order Form

Order ☐ Quote ☐

(For Certikin office use only) Sales Order No.

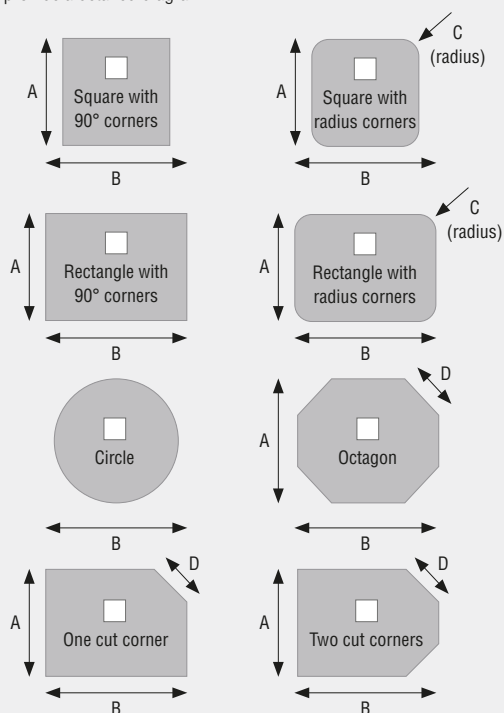
Account Name:			
Account Number:		Date:	

## Spa Details IF KNOWN:

Brand:			
Model:		Year:	

## Cover Dimensions:

Select the appropriate shape - for all other shapes or dimensional combination please provide a detailed diagram.



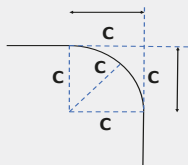
**NOTE:** Unless otherwise informed, the seam hinge will split the LONGEST measurement.

☐ Tick here for a hinge splitting the shortest measurement.

Dim A in Inches:		Dim B in Inches:	
Dim C in Inches:		Dim D in Inches:	

## How to measure a radius:

The radius of a corner is equal to the distance from the projected imaginary 90° corner to where the curve starts.



**For all other cover shapes please supply a separate detailed diagram with dimensions**

Separate / additional information provided ☐

The spa cover will be manufactured to the dimensions supplied on this document, but within accepted tolerances.

Please sign and date below to verify that the information provided is correct and constitutes an order for this cover.

Signature:		Date:	
------------	--	-------	--

Certikin International Limited Terms and Conditions for the supply of goods, and/or services apply which are available on Certikin's Website [www.certikin.co.uk](http://www.certikin.co.uk).

Customer Reference:			
<b>Delivery Details:</b>			
Name:			
Address:			
	Postcode:		
Contact Number:			

<b>Skirt Length:</b>		<b>Strap Length:</b>	
(will be 100mm / 4" from underside of cover unless specified)		(will be 200mm / 8" from underside of cover unless specified)	
<b>Strap Position:</b>	1 <input type="checkbox"/> 2 <input type="checkbox"/> 3 <input type="checkbox"/> 4 <input type="checkbox"/> Custom <input type="checkbox"/>		
<b>Strap inset (distance from parallel cover edge):</b>			
Must be at least equal to any radius Dim C. Will be set evenly unless specified.			

## Cover Thickness:

100mm to 50mm (Nominal 4" to 2")	125mm to 75mm (Nominal 5" to 3")	150mm to 100mm (Nominal 6" to 4")

## Foam Filled Full Length Heat Seal Hinge:

Automatically included at no extra cost



## Vinyl Colour Options:

Colour options are for guidance only - finished product colours may differ.

Almond	Mahogany	Merlot*	Carbon*
Tan	Brown	Navy	Teal
Hunter Green	Chestnut	Light Grey	Ash Grey
Charcoal Grey	Black	Burgundy	Sky Blue

## Pro-Tex Colour Options:

Colour options are for guidance only - finished product colours may differ.

Black*	Charcoal*	Chestnut*
Forest Green*	Navy*	

## Additional Extras

Spa cover cap 7'x7'x12"*	<input type="checkbox"/>	Spa cover cap 8'x8'x12"*	<input type="checkbox"/>
Heavy Duty straps for spa up to and including:	84" <input type="checkbox"/>	90" <input type="checkbox"/>	96" <input type="checkbox"/>
Please note that the strap colour will match the colour of the cover ordered.			
Spafresh 0.5ltr Shine 'N' Protect Spray*	<input type="checkbox"/>		

\*surcharge applies

Flexible Spa Panel Kits



A more cost effective way to update spa cabinets is our flexible spa panel kit. Also available in black, espresso and deep grey the roll of replacement panels is easily installed by cutting to height and then wrapping around the existing framework of any 8' x 8' or less spa. The kit also includes colour coordinated fixings.

In some instances the old cabinet may not need to be removed before applying the Flexible Spa Panel.

Available in black, espresso and deep grey the kit can replace the skirting around nearly any spa with a radius corner

Flexible Spa Panel Kits

E	FSPK-BLACK	Flexible Spa Panel Kit Black
E	FSPK-ESPR	Flexible Spa Panel Kit Espresso
E	FSPK-GREY	Flexible Spa Panel Kit Deep Grey



Spa Accessories & Fragrances



inSPArations Pool Refresh

inSPArations Pool Refresh moisturisers are the perfect weekly treatment to keep your skin moisturised and your pool or spa smelling fresh and clean.

- Pool water freshener and skin moisturiser in one
- Reduces skin irritation and masks chemical odours
- Add weekly or after each water treatment
- Bottle size: 20oz (600ml)
- Dosage rate – Pool Refresh: 5oz per 15,000 gallons (150ml per 56,000 litres)

This superior pool product adds a moisturiser to your pool's water, without affecting the pool water chemistry, which leaves your skin feeling soft.

The inSPArations Pool Refresh also masks chlorine or chemical odour without creating clouding or foaming in your water.

Add weekly or after each water treatment to keep your pool feeling and smelling fresh.

InSPArations Pool Refresh

Q	PREFRESH/6	Pool Refresh - Weekly Pool Freshener And Moisturizer
Q	REFRESHCT	Pool / Spa Refresh Countertop Display - Includes USB Diffuser



Countertop display sold separately.

The Spa Frog is easy to set-up and use. It continuously doses the spa water helping to keep the water crystal clear, allowing you to enjoy relaxing in your spa.

Spa Frog

E	SPAFROGBR	Spa Frog - bromine cartridge
---	-----------	------------------------------



Spa Frog

## Tiled Spas From Certikin - Domestic



A new and extended range of tiled spas from Certikin for domestic, light and heavy commercial use.

- All spas come with chrome / stainless steel fittings as standard.
- All spas come complete with LED light(s).
- All spas come plumbed and tiled with steel frame and insulation.

For Spa Pack Options please see page 323.

### Domestic Spas (Skimmer) - Round



Q	TS/R213	2.13m diameter Skimmer Spa
Q	TS/R23	2.30m diameter Skimmer Spa
Q	TS/R24	2.40m diameter Skimmer Spa
Q	TS/R28	2.80m diameter Skimmer Spa

### Domestic Spas (Skimmer) - Square

Q	TS/SQ18	1.8m square Skimmer Spa
Q	TS/SQ20	2.03m square Skimmer Spa
Q	TS/SQ22	2.2m Square Skimmer Spa
Q	TS/SQ23	2.3m Square Skimmer Spa
Q	TS/SQ24	2.4m Square Skimmer Spa
Q	TS/SQ25	2.5m Square Skimmer Spa
Q	TS/SQ30	3.0m Square Skimmer Spa
Q	TS/SQ35	3.5m Square Skimmer Spa

### Domestic Spas (Skimmer) - Other

Q	TS/RT1915	1.9m x 1.5m Rectangle Skimmer Spa
Q	TS/RT3522	3.5m x 2.2m Rectangle Skimmer Spa
Q	TS/HS2524	2.5m x 2.4m Horseshoe Skimmer Spa
Q	TS/OC19	1.9m Octagon Skimmer Spa
Q	TS/SPP	2.16m Snail Plunge Pool Skimmer







**Commercial Spas (Deck Level) - Round**

Q	TS/ROF25	2.5m diameter Deck Level Spa
Q	TS/ROF26	2.6m diameter Deck Level Spa
Q	TS/ROF30	3.0m diameter Deck Level Spa
Q	TS/ROF36	3.6m diameter Deck Level Spa

**Commercial Spas (Deck Level) - Square**

Q	TS/SQOF22	2.23m Square Deck Level Spa
Q	TS/SQOF23	2.3m Square Deck Level Spa
Q	TS/SQOF25	2.5m Square Deck Level Spa
Q	TS/SQOF30	3.0m Square Deck Level Spa
Q	TS/SQOF35	3.5m Square Deck Level Spa

**Commercial Spas (Deck Level) - Octagon**

Q	TS/OCOF24	2.4m Octagon Deck Level Spa
Q	TS/OCOF25	2.5m Octagon Deck Level Spa

**Commercial Spas (Deck Level) - Vitality**

Q	TS/VS41	4.1m x 4.1m Vitality Spa
Q	TS/VS55	5.5m x 4.3m Vitality Spa

For technical drawings and details on bespoke spas please contact us.





## Tiled Spas From Certikin

Spa Type	Spa Name	Size of spa (mm)	No. of Loungers	No. of Nozzles Per Lounger	No. of Jets	No. of Air Injectors	No. of Air Pads	No. of Nozzles Per Air Pad	No. of Suctions	No. of Inlets	No. of Lights	No. of Skimmers	No. of Down Spouts	No. of Air Bellows	Handrails	Water Cannon
Domestic	2.13m Circular	2130mm dia	-	-	10	OE	OE	-	4	2	1	1	N/A	2	OE	OE
Domestic	2.30m Circular	2300mm dia	-	-	12	OE	OE	-	4	2	1	1	N/A	2	OE	OE
Domestic	2.40m Circular	2400mm dia	-	-	12	OE	OE	-	4	2	1	1	N/A	2	OE	OE
Domestic	2.80m Circular	2800mm dia	-	-	14	OE	OE	-	4	2	1	1	N/A	2	OE	OE
Domestic	1.80m Square	1800mm x 1800mm	1	12	6	OE	OE	-	4	2	1	1	N/A	2	OE	OE
Domestic	2.03m Square	2030mm x 2030mm	-	-	12	OE	OE	-	4	2	1	1	N/A	2	OE	OE
Domestic	2.20m Square	2200mm x 2200mm	-	-	12	OE	OE	-	4	2	1	1	N/A	2	OE	OE
Domestic	2.40m Square	2400mm x 2400mm	-	-	12	OE	OE	-	4	2	1	1	N/A	2	OE	OE
Domestic	2.50m Square	2500mm x 2500mm	-	-	15	OE	OE	-	4	2	1	1	N/A	2	OE	OE
Domestic	3.00m Square	3000mm x 3000mm	-	-	18	OE	OE	-	4	2	2	1	N/A	2	OE	OE
Domestic	3.00m Square	3500mm x 3500mm	2	16	20	OE	OE	-	8	2	2	1	N/A	2	OE	OE
Domestic	1.90mx 1.50m Rectangle	1900mm x 1500mm	-	-	6	OE	OE	-	4	2	1	1	N/A	2	OE	OE
Domestic	3.50m x 2.20m Rectangle	3500mm x 2200mm	-	-	10	OE	OE	-	6	2	1	1	N/A	2	OE	OE
Domestic	2.50m x 2.40m Horseshoe	2500mm x 2400mm	-	-	17	OE	OE	-	4	2	1	1	N/A	2	OE	OE
Domestic	1.90m x 1.90m Octagon	1900mm x 1900mm	-	-	11	OE	OE	-	4	2	1	1	N/A	2	OE	OE
Snail Plunge Pool	2.16m Snail Plunge	2160mm	-	-	-	OE	OE	-	2	1	1	1	N/A	N/A	OE	OE
Commercial	2.50m Circular	2500mm dia	-	-	12	OE	OE	-	4	2	1	N/A	4	1	OE	OE
Commercial	2.60m Circular	2600mm dia	-	-	12	OE	OE	-	4	2	1	N/A	4	1	OE	OE
Commercial	3.00m Circular	3000mm dia	-	-	12	OE	OE	-	4	2	1	N/A	4	1	OE	OE
Commercial	3.60m Circular	3600mm dia	-	-	14	OE	OE	-	4	2	1	N/A	4	1	OE	OE
Commercial	2.23m Square	2230mm x 2230mm	1	10	6	OE	OE	-	4	2	1	N/A	4	2	OE	OE
Commercial	2.30m Square	2300mm x 2300mm	-	-	6	OE	OE	-	4	2	1	N/A	4	1	OE	OE
Commercial	2.50m Square	2500mm x 2500mm	-	-	12	OE	OE	-	4	2	1	N/A	4	1	OE	OE
Commercial	3.00m Square	3000mm x 3000mm	-	-	15	OE	OE	-	4	2	1	N/A	4	1	OE	OE
Commercial	3.50m Square	3500mm x 3500mm	-	-	24	OE	OE	-	4	2	2	N/A	4	1	OE	OE
Commercial	2.40m Octagon	2400mm x 2400mm	-	-	11	OE	OE	-	4	2	1	N/A	4	1	OE	OE
Commercial	2.50m Octagon	2500mm x 2500mm	-	-	11	OE	OE	-	4	2	1	N/A	4	1	OE	OE
Vitality Spa	4.10m Square	4100mm x 4100mm	2	16	20	OE	1	16	6	2	2	N/A	4	4	2	1
Vitality Spa	5.50m x 4.30m	5500mm x 4300mm	4	20	12	OE	1	16	8	4	3	N/A	4	4	4	2

Please check final drawings for exact dimensions. Please check actual spa specification for final details.  
OE = Optional Extra

## Iberspa Acrylic Inground Spas for Domestic and Light Commercial use



IBER01

SPIBS021



IBER02

SPIBS022




IBER05

SPIBS013



IBER06

SPIBS012



White




Sterling



Alba



Silver



Pearl Shadow

The updated and modernised range of Certikin Iberspa domestic inground spas takes the modern look of portable spas and then develops these for the use inground. These spas have the multi-jet arrangement and layout of portable spas with a design structure for inground. All spas have integrated leg kit and pre-plumbed pipework layout to a single location.

For detailed drawings please contact us.

### Iberspa Inground Spa Shells

J	IBER01	Deluxe Twin Lounger - 2330 x 2330 x 900
J	IBER02	Round Spa - 2050 x 2050 x 892
J	IBER05	Deluxe Single Lounger - 2160 x 2160 x 900
J	IBER06	Deluxe Twin Lounger - 1980 x 1980 x 740

- Leg kit included
- LED light included add transformer PU11060
- Contact us for details.

### Optional Extras for Inground Spas

E	PU11060	Transformer 12v 60VA
J	ZZ1942	Pipework Kit Comprising: 21m x 2" pipe, 20 x 2" 90°, 10 x 2" 45°, 10 x 2" sockets and adhesive

### Common Spares

999	SPIBS012	Iberspa Headrest with Recess Shape Rear
999	SPIBS013	Iberspa Skimmer Cover to suit IBER05 & IBER06
999	SPIBS021	Iberspa Large Head Rest IBER01
999	SPIBS022	Iberspa Small Head Rest IBER05

### Spa Standard Specifications

Model	IBER01	IBER02	IBER05	IBER06
Water Jets	52	20	34	28
Air Jets	16	10	16	14
Seats (max)	4-5	5	5-6	4-5
Shell Water Vol (Ltr)	1610	780	1610	935
Filter Pump HP	0.5	0.5	0.5	0.5
Booster Pump HP	2 x 2	2	2	2
Cartridge Filter (Sq ft)	50	50	50	50
Blower (W)	900	900	900	900
Electric Heater (KW)	6	6	6	6
Amps Single Phase	55	45	45	45



## Spa Pack Options

### Domestic Spa Packs

To suit any tiled, acrylic or concrete spa

Design your spa pack to suit any configuration of:

- Filtration
- Air blower
- Heating
- Booster pump
- Controls
- Switching

#### Filtration - No 1

J 1	Cartridge filter with 0.5HP 1Ø pump
J 2	24" Top mount sand filter with 0.75HP 1Ø pump
J 3	30" Top mount sand filter with 0.75HP 1Ø pump

#### Air Blower - No 2

J 0	No air
J 1	900W blower 1Ø
J 2	1.1kW blower 1Ø
J 3	2 x 1.1kW blower 1Ø

#### Heating - No 3

J 0	No heating
J 1	6kW heating 1Ø
J 2	7.5kW heating 1Ø
J 3	Bowman heat exchanger

#### Booster Pump - No 4

J 0	No booster pump
J 1	2HP booster pump 1Ø
J 2	2 x 2HP booster pumps 1Ø
J 3	3 x 2HP booster pumps 1Ø

#### Controls - No 5

J 0	No controls
J 1	1Ø electric heater controls
J 2	3Ø electric heater controls
J 3	1Ø heat exchanger
J 4	3Ø heat exchanger

#### Switching - No 6

J 0	Standard air switch
J 1	1 x Piezo box - 3 button per box
J 2	2 x Piezo boxes - 3 button per box

#### How To Order:

Use the code ZZDSP and then add on the appropriate ending to the code for the specific option that is required.

Example Kit: ZZDSP112112

Domestic Pack with:

- Cartridge filter + 0.5HP 1Ø pump (**No 1 - option 1**)
- 900W Air blower (**No 2 - option 1**)
- 7.5kW Electric heater (**No 3 - option 2**)
- 1 x 2HP Booster pump 1Ø (**No 4 - option 1**)
- 1Ø Electric heater controls (**No 5 - option 1**)
- 2 Piezo switches (**No 6 - option 2**)



# Certikin Heavy Commercial Spas



## 2.3m Round Overflow Spa

J	IS/ROF23	2.3m Round Overflow Spa
Dimensions:	2300mm Ø	No of jets: 8
Volume:	1120 litres	No air nozzles: 10
Weight:	Dry 175kg / Full 1295kg	LED light: x1 RGB Light
		No of seats: 5



2.3m round overflow spa

## 2.5m Round Overflow Spa

J	IS/ROF25	2.5m Round Overflow Spa
Dimensions:	2500mm Ø	No of jets: 8
Volume:	1370 litres	No air nozzles: 12
Weight:	Dry 208kg / Full 1578kg	LED light: x1 RGB Light
		No of seats: 6



2.5m and 3m round overflow spa

## 3.0m Round Overflow Spa

J	IS/ROF30	3.0m Round Overflow Spa
Dimensions:	3000mm Ø	No of jets: 18
Volume:	2290 litres	No air nozzles: 18
Weight:	Dry 310kg / Full 2600kg	LED light: x1 RGB Light
		No of seats: 9

## 2.28m Square Overflow Spa

J	IS/SQOF22	2.28m Square Overflow Spa
Dimensions:	2280mm x 2280mm	No of jets: 24
Volume:	1200 litres	No air nozzles: 12
Weight:	Dry 147kg / Full 1347kg	LED light: x1 RGB Light
		No of seats: 6



2.28m Square Overflow Spa

## 3.65m Stretched Overflow Spa


J	IS/SOOF3	3.65m Stretched Overflow Spa
Dimensions:	3655mm x 2810mm	No of jets: 16
Volume:	2490 litres	No air nozzles: 20
Weight:	Dry 375kg / Full 2875kg	LED light: x1 RGB Light
		No of seats: 10



3.65m Stretched Overflow Spa

## Options for Heavy Commercial Spas

J	ZZ1725RS	Small balance tank c/w with lid, auto level and float switch
J	ZZ1735RS	Large balance tank c/w with lid, auto level and float switch
J	TS/BT1414	Small balance tank & lid only
J	TS/BT202147	Large balance tank & lid only



White



Sterling

### Please note:

Commercial Overflow and Domestic Spas have leg kits.

Due to the limitations of the printing process the acrylic sheet colour may vary from that shown. Please call us for samples.



## Light Commercial & Heavy Duty Spa Packs

### Light Commercial Spa Packs

Design your spa pack to suit any configuration of:

Filtration / Air blower / Heating / Booster pump / Controls & Switching

#### How To Order:

Use the code ZZLC3P for 1Ø and ZZLC3P for 3Ø and then add on the appropriate ending to the code for the specific option that is required.

#### Example Kit: ZZLC3P12110 - Light commercial spa pack

- 24" filter (No 1 - option 1)
- 1 x 1kW air blower (No 2 - option 1)
- 7.5kW heater (No 3 - option 2)
- 1 x 2HP booster pump (No 4 - option 1)
- Controls for 1 x booster (No 5 - option 1)
- Air switches (No 6 - option 2)

#### Light Commercial Filtration - No 1

J 1	24" Filter & 0.75HP Circulation Pump
J 2	30" Filter & 1HP Circulation Pump
J 3	36" Filter & 1.5HP Circulation Pump
J 4	1050mm Filter & 2HP Circulation Pump
J 5	1200mm Filter & 3HP Circulation Pump

#### Light Commercial Air Blower - No 2

J 0	No air
J 1	1.1kW air blower 1Ø & Controls
J 2	2 x 1.1kW air blower 1Ø & Controls
J 3	3 x 1.1kW air blower 1Ø & Controls

#### Light Commercial Heating - No 3

J 0	No heating
J 1	6kW heating
J 2	7.5kW heating
J 3	9kW heating
J 4	12kW heating
J 5	Bowman heat exchanger

#### Light Commercial Booster Pump - No 4

J 0	No booster pump
J 1	1 x 2HP booster pump
J 2	2 x 2HP booster pumps
J 3	3 x 2HP booster pumps

#### Light Commercial Controls - No 5

J 0	No controls
J 1	Controls 1 x booster
J 2	Controls 1 x booster H/E
J 3	Controls 2 x booster
J 4	Controls 2 x booster H/E
J 5	Controls 3 x booster
J 6	Controls 3 x booster H/E

#### Light Commercial Switching - No 6

J 0	Standard air switch
J 1	1 x Piezo box - 3 button per box
J 2	2 x Piezo boxes - 3 button per box
J 3	3 x Piezo boxes - 3 button per box

### Heavy Commercial Spa Packs

Design your spa pack to suit any configuration of:

Filtration / Air blower / Heating / Booster pump / Controls & Switching

#### How To Order:

Use the code ZZHC3P for 1Ø and ZZHC3P for 3Ø and then add on the appropriate ending to the code for the specific option that is required.

#### Example Kit: ZZHC3P423232 - Heavy commercial spa pack

- 1200mm filter & 3HP Circ pump (No 1 - option 4)
- 2 x 1.1kW air blower (No 2 - option 2)
- 9.0kW heater (No 3 - option 3)
- 2 x 2HP booster pump (No 4 - option 4)
- Controls for 2 x booster (No 5 - option 3)
- 2 x Piezo controls (No 6 - option 2)

#### Heavy Commercial Filtration - No 1

J 1	800mm Alpine Plus & 1HP Circulation Pump
J 2	950mm Alpine Plus & 1HP Circulation Pump
J 3	1050mm Alpine Plus & 2HP Circulation Pump
J 4	1200mm Alpine Plus & 3HP Circulation Pump

#### Heavy Commercial Air Blower - No 2

J 0	No air
J 1	1.1kW air blower 1Ø & Controls
J 2	2 x 1.1kW air blower 1Ø & Controls
J 3	3 x 1.1kW air blower 1Ø & Controls

#### Heavy Commercial Heating - No 3

J 0	No heating
J 1	6kW heating
J 2	7.5kW heating
J 3	9kW heating
J 4	12kW heating
J 5	Bowman heat exchanger

#### Heavy Commercial Booster Pump - No 4

J 0	No booster pump
J 1	1 x 2HP booster pump
J 2	2 x 2HP booster pumps
J 3	3 x 2HP booster pumps

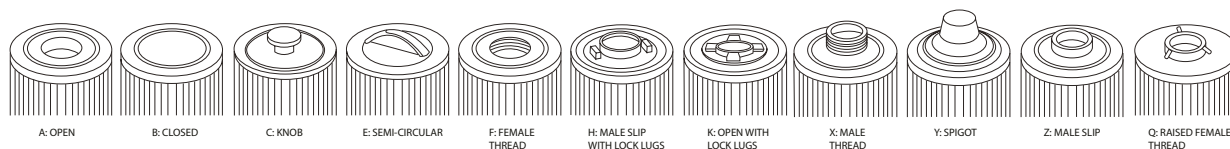
#### Heavy Commercial Controls - No 5

J 0	No controls
J 1	Controls 1 x booster
J 2	Controls 1 x booster H/E
J 3	Controls 2 x booster
J 4	Controls 2 x booster H/E
J 5	Controls 3 x booster
J 6	Controls 3 x booster H/E

#### Heavy Commercial Switching - No 6

J 0	Standard air switch
J 1	1 x Piezo box - 3 button per box
J 2	2 x Piezo boxes - 3 button per box
J 3	3 x Piezo boxes - 3 button per box

## Replacement Cartridges



### Replacement Cartridges

	Code	Unicel Number	Length mm	Outside Diameter mm	Hole Diameter Top	Hole Diameter Bottom	Top End Cap Type	Bottom End Cap Type	Sq ft	To suit	Price
H	CF-PCC040-G	6CH-940	152	210	Handle	38	B	X	50	Cartridge for Artesian, Barrier Reef, Canadian, Catalina, Coleman, Elite, Garden Leisure, Great Lake, Gulf Coast, Hydropool, Hydro Spa, Iberspa, Inspirations, Leisure Bay, Spa Crest, Sun Ray, US Spa & Vita Spas.	
H	CF-PCD175-G	C-7367	267	181	Closed	48	B	A	75	Cartridge for Dimension One - Post 2000	
H	CF-PCH500-G	C-7656	500	177	75	75	A	A	50	Cartridge for CalSpas & Vita Spas	
H	CF-PCO035-G	C-4335	235	125	54	54	A	A	35	Cartridge for Garden Leisure, Canadian, Hydro US Spa & Waterside Leisure	
H	CF-PCO050-G	C-4950	335	125	54	54	A	A	50	Cartridge for Arctic, Beachcomber	
H	CF-PCO075-G	C-4975	511	125	54	54	A	A	75	Cartridge for Hydropool & Emerald Spas	
H	CF-PCO172-G	C-4401	117	125	54	54	A	A	35	Cartridge for Spaform, Balboa Spas	
H	SPCD73532	-	270	180	Closed	70	B	A	50	Cartridge for Caldera Martinique, Kauai, Cumberland	
H	SPCD73722	-	420	200	Closed	90	B	A	100	Cartridge for Caldera Elation, Geneva, Niagara, Tahitian, Cantabria, Florence. All from July 2014 onwards	
H	SPCD73531	-	374	180	Closed	70	B	A	75	Cartridge for Caldera Moorea, Olympia, Hawaiian, Salina, Makena; (also for Elation, Geneva, Niagara, Aspire, Tahitian, Provence, Seychelles, Reunion). Pre July 2014	
H	SPCD76136	-	268	213	76	76	A	A	65	Cartridge for Caldera Palatino, Marino, Vanto	
H	SPCD74148	-	235	125	54	54	A	A	35	Cartridge for Caldera Aventine	
H	SPCD74817	-	418	204	76	76	A	A	100	Cartridge for Caldera Cantabria (pre-July 2014)	
H	SPCD31489	-	-	-	-	-	-	-	30	Cartridge for Caldera Capitolo, Celio	
H	SPFS303279	-	240	135	Closed	46	E	X	50	Cartridge for Fantasy Entice, Splendor, Drift, Embrace, Enamor, Enamor Premier, Entice Premier	
H	SPFS303263	-	168	125	Closed	46	B	X	25	Cartridge for Fantasy Aspire	
H	WSAKU1608	-	235	126	-	55	-	-	25	Cartridge for Sevilla (1 req), Alveston (1 req), Warwick (1 req), Evesham (1 req) and Stratford (1 req)	
H	WSAKU1609	-	175	152	-	45	-	-	25	Cartridge for Pershore (2 req)	
H	WSAKU1831	-	337	124	-	55	-	-	50	Cartridge for Cordoba (1 req), Porto (1 req) and Valencia (1 req)	



## Spa Filters & Accessories



### Hayward Filters - Complete

D	HAC225	25 ft <sup>2</sup> cartridge filter (in-line)
D	HAC500	50 ft <sup>2</sup> cartridge filter C500 - 50 g/p/m

### Replacement Cartridges for Haywards Filters

D	C7626	25 ft <sup>2</sup> Multifit Asp/Hayward-Amprod 250 x 178mm dia
D	C7656	50 ft <sup>2</sup> Multifit Asp/Hayward-Amprod/Purex 500 x 178 mm dia

### Accessories

E	4702	Commercial rules - covers sauna steam & spa
E	4705	Spa pipe label
E	CK7	Gib hand rail - pinch anchor
E	CK8	Gib hand rail - plate
E	CK9	Stainless steel blower air loop
A	HD108N	Auto water leveller

### Covers

E	JZ4002SS	Jacuzzi type stainless steel escutcheon
E	SPHY20	Hydro air 1.5" suction cover white

### Spa Cleaning - Grit Gitter

E	GG120	Grit Gitter - hand held spa cleaner
---	-------	-------------------------------------

### Spa Cleaning

E	ABSP	Spa pad 6" x 9"
---	------	-----------------

### Spa Wand

E	POSW	Spa wand
E	POSWP	Spa wand - Professional



C7656

Please Note:  
The HAC225 is not a floor mounted filter  
but one that hangs from the pipework.



CK9



HD108N




GG120



ABSP

Additional Information:  
Spa pad (Code ABSP) in the  
Accessories box is made from crushed  
walnut shells and is designed to clean  
an acrylic shell without scratching.



POSW



POSWP

## Spa Fittings



### Spa Jet

<b>E</b>	<b>ZZWWS001</b>	Spa Jet 1" cons body, internal gasket - S/S face. Possible alternative for JZ4002
----------	-----------------	---

### Hydro Air Hydrojet

<b>E</b>	<b>ZZHY4007/I</b>	Hydro air hydrojet - GRP
----------	-------------------	--------------------------

### Hydro Air Slimline Jet

<b>E</b>	<b>HY4008C</b>	Hydro air slimline jet - GRP
----------	----------------	------------------------------

### Hydro Air Swimjet

<b>E</b>	<b>HY4016</b>	H/A swimjet fitting - GRP
----------	---------------	---------------------------

### Hydro Air Hydrojet - Concrete

<b>E</b>	<b>ZZ4017I</b>	H/A Hydrojet - concrete (imperial)
<b>E</b>	<b>ZZ4017M</b>	H/A Hydrojet - concrete (metric)

### Plate Skimmer

<b>E</b>	<b>HY4033</b>	Plate skimmer
----------	---------------	---------------

### Hydro Air Concrete Extension

<b>E</b>	<b>HY4018</b>	Concrete Ext for HY4007
----------	---------------	-------------------------

### Hydro Air Venturi Tee - Concrete

<b>E</b>	<b>ZZHY4015</b>	H/A Venturi tee - Concrete
----------	-----------------	----------------------------

### Face Trim - 4038 Hayward

<b>E</b>	<b>HA4038P</b>	Face trim 4038 - Hayward
----------	----------------	--------------------------

### Weir Skimmer - Hayward

<b>E</b>	<b>HA4038SP</b>	Weir skimmer - H/W SP1090
----------	-----------------	---------------------------

### Air Control

<b>D</b>	<b>FLX008</b>	Flolux Floair Control
----------	---------------	-----------------------



ZZWWS001

ZZHY4007/I



HY4008C



HY4016




ZZ4017/I or ZZ4017/M



HY4033



HY4018



ZZHY4015



HA4038P



HA4038SP



FLX008



## Spa Fittings



### Hydro Air Eyeball Return

E	HY4006	H/A eyeball return - GRP
---	--------	--------------------------

### Hydro Air A/V Suction

E	HY4025/M	A/V suction - 50mm
---	----------	--------------------

NB: HY4025M only now available in metric - for conversions contact us.

### Hydro Air Chrome A/V Cover

E	HY4083C	Hydro air chrome A/V cover for HY4025
---	---------	---------------------------------------



HY4006



HY4025/M



HY4083C

### Air Check Valve Spring

E	HY4218A	H1.5" 1/2lb spring
---	---------	--------------------

### Herga Push Button - White

E	HG3890W	White push button - Herga
---	---------	---------------------------

### Herga - Chrome Push Button

E	HG3890C	Chrome push button - Herga
---	---------	----------------------------



HY4218A



HG3890W



HG3890C

### Hydro Air air injector

D	HY6427	Hydro air injector for concrete 1"
---	--------	------------------------------------

### Hydro Air - Air Control 1"

E	SPHY03	Hydro air - air control 1"
---	--------	----------------------------

### Air Bellow

E	HG3892	Air bellow
---	--------	------------



HY6427



SPHY03



HG3892

### Air Switch - Bottom Outlet

E	HG3895B	Latching Air switch - bottom outlet
E	HG3895M	Momentary Air switch - bottom outlet

### Latching Air Switch - Side Outlet

E	HG3895S	Air switch - side outlet
---	---------	--------------------------

### Air Bellow Insert

E	HG3895	A/B insert for HG3890
E	FT4221/30	30m coil of air tube



HG3895B



HG3895S



HG3895



FT4221/30

### Air Track - Concrete Spas

E	M6000N	Air track for concrete spa - 2 x 48"
E	M6001N	Air track adaptor spigot to solvent fitting (track to fitting)
E	M6002N	Air track spigot to spigot (track to track)
E	M6003N	Air track bar plug
E	M6004N	Air track equal tee
E	M6005N	Air track 90° elbow
E	M6006N	Air track 45° elbow
E	M6007N	Air track 1" end cap



Air Track

Please note: M6001N is required for each track to fitting connection.



## CMP Fittings

### 2" Spa Master Gunite Jets Stainless Steel/White

<b>E</b>	<b>CMP005</b>	Rotational Internal (Spins)
<b>E</b>	<b>CMP006</b>	Double Roto Internal (Spins)
<b>E</b>	<b>CMP007</b>	Massage Internal
<b>E</b>	<b>CMP008</b>	VTX Internal (soft directional)

#### Product Features

- CMP wave design
- High End Stainless Steel Spa Jet Design
- 4 1/4" Face Diameter
- Interchangeable with each other



### 2" Spa Master Jet Bodies

<b>E</b>	<b>CMP009</b>	2" Straight body, wall fitting, threaded ring with white niche
<b>E</b>	<b>CMP010</b>	2" Gunite body, wall fitting, threaded ring with white niche

#### 2" Straight body

- Installs with 2" E class pipe (GP200EP6)
- + 1" Standard PVC pipe
- 1.5" Spigot (1" S) Water
- 1" Spigot (0.5" S) Air
- Includes Niche
- For Gunite Pools



CMP009

#### 2" Gunite body

- Installs with 2" E class pipe (GP200EP6)
- + 1" Standard PVC pipe
- 2" Socket Water
- 1.5" Socket Air
- With Niche
- For Gunite Pools



CMP010

### Suctions

<b>E</b>	<b>CMP002</b>	CMP High Volume Stainless Steel Suction
<b>E</b>	<b>CMP003</b>	CMP High Volume Suction Gasket
<b>E</b>	<b>CMP012</b>	CMP High Volume White Suction

CMP002 and CMP012 have an open area of 7974.17mm<sup>2</sup>-  
14.35 m<sup>3</sup>/hr at 0.5m/s velocity.  
2" connection.



CMP002

CMP003

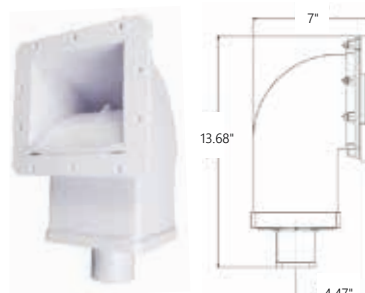
CMP012

### Front Access Above Ground Skimmer

<b>E</b>	<b>CMP001</b>	Front Access Skimmer Grey
<b>E</b>	<b>CMP011</b>	Front Access Skimmer White

#### Front Access Skimmer

- Complete Kit Includes Diverter Plate, Trim Plate, Mounting Plate, Gasket, Plug & Screws
- 1.5" Socket
- 1.5" Female Inside Threads for Pressure Test
- Face: 7"H x 7-3/8"W
- Throat: 1-1/4"




# CERTIKIN EUROSWM PUMP

**EFFICIENT, POWERFUL & RELIABLE**

DAB Pumps Ltd has over 40 years expertise in manufacturing pumps for a variety of different applications. Their sought-after Euroswim is a low noise, self-priming centrifugal pump with a large pre-filter basket enabling the user to empty less often and minimize maintenance.




## QUIET AND RELIABLE




### Energy Saving

High performance with low energy consumption



### Reliability

Corrosion resistant materials for a long life even at extreme conditions



### Simplicity

Easy-to-open transparent cover for quick cleaning of the filter



# E.SWIM VARIABLE SPEED PUMP

**THE HEART OF THE SWIMMING POOL**

## Energy Saving

- High efficiency brushless motor
- 8 speed settings with timer
- Optimized hydraulic parts to reduce head losses
- Variable speed or variable flow function

## Comfort

- Quiet
- New user friendly LCD display
- Simple control and setting of working parameters
- Integrated diagnostics for the protection of the pump



**QUIET OPERATION, ENERGY SAVING AND EFFICIENT**

## Spa Pumps, Blowers & Control Panels



### ITT Spa Pumps & Unions

D	ITT-15/4402S	ITT Hydroair 1.5HP 2 speed pump
D	ITT-15/460	ITT Hydroair 1.5HP 1 phase pump
D	ITT-07/350	ITT Hydroair 0.75HP 1 phase pump
D	SPTT440UNB	440 series 2" white union (suction side)
D	SPTT430UN	430 series 1.5" white union

### ITT Air Blowers

E	ITT-602H	500W ITT bath blower with heater
E	ITT-602	500W ITT domestic blower
E	ITT-802	700W ITT domestic blower
E	ITT-102	900W ITT domestic blower
E	ITT-1200	1200W ITT domestic blower

### Airflo Air Blower

E	WB01	Airflo Blower - 900 Watt c/w 2" ports
---	------	---------------------------------------

### Commercial Air Blowers

E	BVC041M	0.4kW - 1 PH Air Blower
E	BVC043M	0.4kW - 3 PH Air Blower
E	BVC151M	1.1kW - 1 PH Air Blower
E	BVC153M	1.1kW - 3 PH Air Blower
E	BVC155M	1.5kW - 1 PH Air Blower
E	BVC156M	1.5kW - 3 PH Air Blower
E	BVC223MVM	2.2kW - 3 PH Air Blower
E	BVC303MVM	3.0kW - 3 PH Air Blower
E	BVC403MVM	4.0kW - 3 PH Air Blower
E	BVC553MVM	5.5kW - 3 PH Air Blower

- All units are manufactured in die-cast aluminium alloy
- Standard motors are two pole, totally enclosed air cooled, and continuous duty rated
- IP54 protection rated Insulation class F
- Max temperature 40°C
- Special voltages available on request

Airflo Blower comes with 2" ports ready to accept the pipe. Can be laid on its side to reduce height.

### Spa Electric Controls

E	CON3831	Commercial control 1Ø
E	CON3831HE	Commercial control 1Ø H/E
E	CON3833	Commercial control 3Ø
E	CON3833HE	Commercial control 3Ø H/E
E	CON3801P	Bath control - pneumatic switching
E	CON3811P	1 pump control air up to 2HP
E	CON3853	Automatic purging timer
E	CON4001	Piezo switch
E	CON4100	Piezo switch control box
E	CON3826	2 pump domestic control (1ph)
E	CON3826HE	2 pump domestic control with h/exchanger (1ph)



ITT Pump



ITT Air Blower



WB01



Commercial Air Blower



Spa Electric Controls



# SAUNA, STEAM & MASSAGE COUCHES



# Harvia Variant Sauna



The Variant sauna range offers the superb build quality that you would expect from Harvia. With a sleek Finnish design and ergonomically crafted bench, headrest, and backrest, these saunas are the perfect choice to meet your wellness needs.

**The key benefits:**

- Glass door - bronze or clear
- Upper and lower Abachi benches
- Abachi backrests and bench surrounds
- Spruce panelling - Pine, Aspen & Alder available on request
- Spruce heater guard
- Equipment pack - light, lamp shade, bucket, ladle, sand timer and a hygro-thermometer
- Delta or Vega heater including stones

**Harvia Variant Sauna**

H	HVS1212	1150mm x 1150mm Variant Sauna
H	HVS1215R	1150mm x 1505mm Variant Sauna - right hand door
H	HVS1215L	1150mm x 1505mm Variant Sauna - left hand door
H	HVS1515	1505mm x 1505mm Variant Sauna
H	HVS1515R	1505mm x 1505mm Variant Sauna - right hand door
H	HVS2015	1945mm x 1505mm Variant Sauna
H	HVS2015R	1945mm x 1505mm Variant Sauna - right hand door
H	HVS2015L	1945mm x 1505mm Variant Sauna - left hand door
H	HVS2020	1945mm x 1945mm Variant Sauna
H	HVS2020R	1945mm x 1945mm Variant Sauna - right hand door
H	HVS2220	2195mm x 1945mm Variant Sauna
H	HVS2220R	2195mm x 1945mm Variant Sauna - right hand door
H	HVS2220L	2195mm x 1945mm Variant Sauna - left hand door
H	HVS2220H	2195mm x 1945mm Variant Sauna - central door
H	HVS3020H	2820mm x 1945mm Variant Sauna - central door
H	HVS2222	2195mm x 2195mm Variant Sauna
H	HVS2222R	2195mm x 2195mm Variant Sauna - right hand door
H	HVS2520	2380mm x 1945mm Variant Sauna
H	HVS2520R	2380mm x 1945mm Variant Sauna - right hand door
H	HVS2520L	2380mm x 1945mm Variant Sauna - left hand door
H	HVS2522	2380mm x 2195mm Variant Sauna
H	HVS2522R	2380mm x 2195mm Variant Sauna - right hand door
H	HVS2522L	2380mm x 2195mm Variant Sauna - left hand door
H	HVS2522M	2380mm x 2195mm Variant Sauna - central door

The saunas in this price list are manufactured in spruce and with the interior in Abachi. If you choose another wood material for panelling, the price increases as shown on this table.

Outside	S	S	S	P	P	P	A	A	TA
Inside	P	A	TA	P	A	TA	A	TA	TA
Add Charge	15%	18%	24%	25%	30%	35%	36%	42%	47%

Outside	P	A	TA	A	TA	A	TA	TA
Inside	S	S	S	P	P	A	A	TA
Add Charge	15%	18%	24%	30%	35%	36%	42%	47%

S = Spruce, P = Pine, A = Aspen / Alder, TA = Heat Treated Aspen

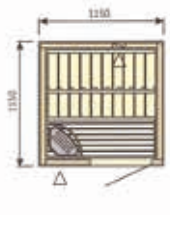
Height of sauna 2.03m with adjustable feet 20mm-40mm



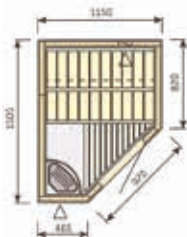
Image shows Variant View Sauna, for more info go to page 336



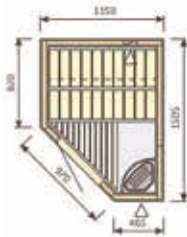
HVS1212



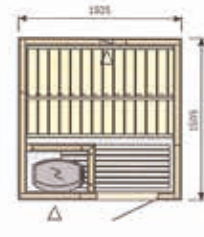
HVS1215R



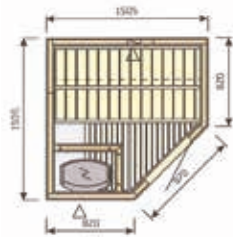
HSV1215L



HSV1515



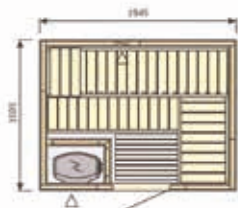
HSV1515R



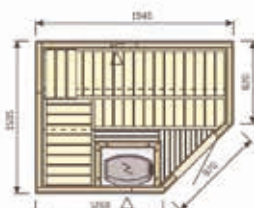




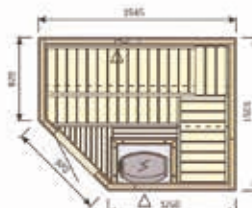
HVS2015



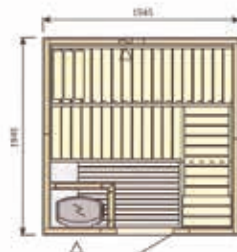
HVS2015R



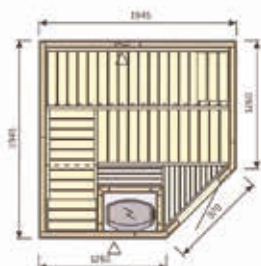
HVS2015L



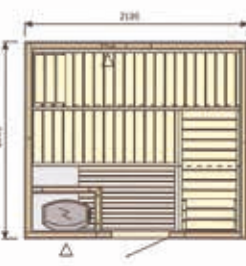
HVS2020



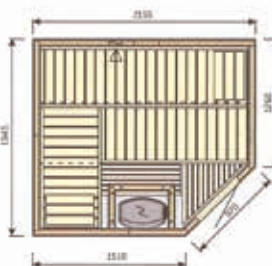
HVS2020R



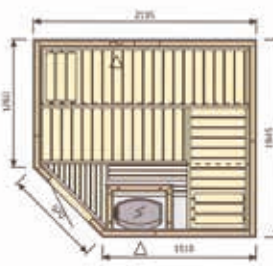
HVS2220



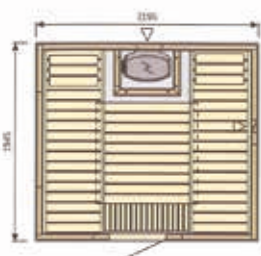
HVS2220R



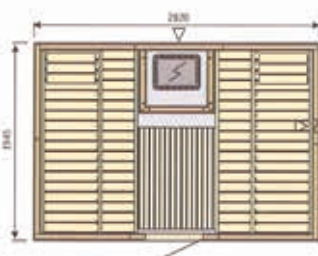
HVS220L



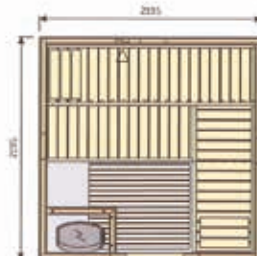
HVS2220H



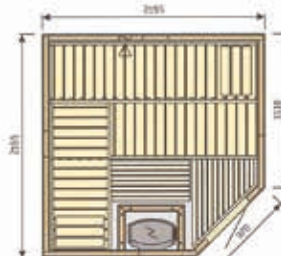
HVS3020H



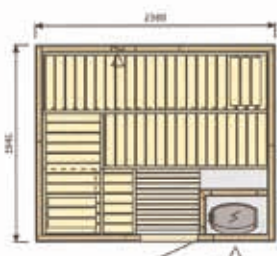
HVS2222



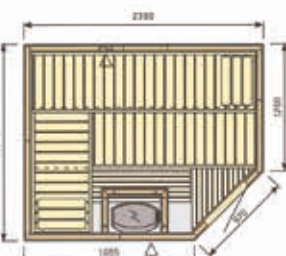
HVS2222R



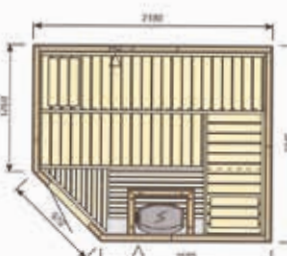
HVS2520



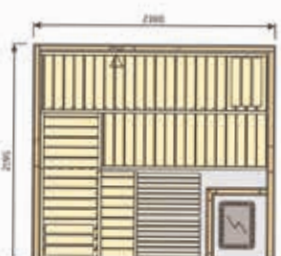
HVS2520R



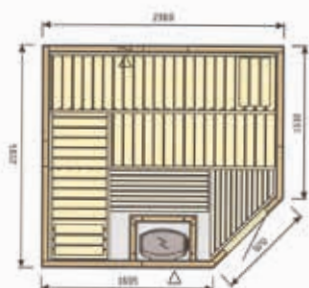
HVS2520L



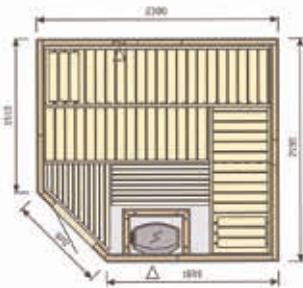
HVS2522



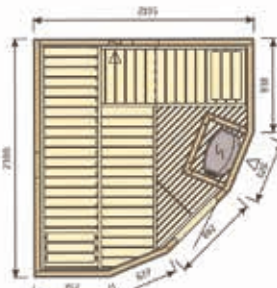
HVS2522R



HVS2522L



HVS2522M



	HVS1212	HVS1215R/L	HVS1515	HVS1515R	HVS2015	HVS2015R/L	HVS2020	HVS2020R	HVS2220	HVS2220R/L	HVS2220H	HVS3020H	HVS2222	HVS2222R	HVS2520	HVS2520R/L	HVS2522	HVS2522R/L	HVS2522M
Glass Door	1	1	1	1	1	1	1	1	1	1	1	1	1	1	1	1	1	1	1
Lower Bench Abachi	1	1	1	1	1	1	1	1	1	1	2	2	1	1	1	1	2	1	1
Upper Bench Abachi	1	1	1	1	2	2	2	2	2	2	2	2	2	2	2	2	2	2	2
Backrest Abachi	1	1	1	1	2	2	2	2	2	2	2	2	2	2	2	2	2	2	2
Bench Surround Abachi	1	1	1	1	2	2	2	2	2	2	2	2	2	2	2	2	2	2	2
Headrest Abachi	-	-	-	-	1	1	2	2	2	2	2	2	2	2	2	2	2	2	2
Heater Guard Spruce	1	1	1	1	1	1	1	1	1	1	1	1	1	1	1	1	1	1	1
Equipment Pack	1	1	1	1	1	1	1	1	1	1	1	1	1	1	1	1	1	1	1
Heater - Delta - kW	3.6	3.6	-	-	-	-	-	-	-	-	-	-	-	-	-	-	-	-	-
Heater - Vega - kW	-	-	4.5	4.5	6.0	6.0	6.0	6.0	8.0	8.0	9.0	8.0	8.0	8.0	8.0	8.0	8.0	8.0	8.0
Sauna Stones - 20kg	1	1	1	1	1	1	1	1	1	1	2	1	1	1	1	1	2	1	1



The modern design incorporates large glass walls on the front to let in natural light and create an open and spacious feeling.

Easy to install, they give the choice of installing the benches on either side of the sauna.

There is the option to add lighting to the Variant View saunas, and with the lights being controlled by DMX it allows the user full control of colour and brightness.

- Cost effective solution
- Six models available in the range
- Interior and exterior walls are made of spruce
- Benches are made of aspen
- Optional DMX controlled lighting
- Price includes 'Wall Heater' and accessory kit (Ladle, Bucket, Hygrometer/Thermometer, Sand Timer)

**Harvia Variant View Saunas**

<b>H</b>	<b>HVS1212SVX</b>	1210mm x 1183mm Variant View Sauna c/w DMX lighting plus 3.6kW 'The Wall' Heater
<b>H</b>	<b>HVS1616SVX</b>	1635mm x 1607mm Variant View Sauna c/w DMX lighting plus 6kW 'The Wall' Heater
<b>H</b>	<b>HVS1620SVX</b>	2060mm x 1608mm Variant View Sauna c/w DMX lighting plus 6kW 'The Wall' Heater
<b>H</b>	<b>HVS2020SVX</b>	2060mm x 2033mm Variant View Sauna c/w DMX lighting plus 8kW 'The Wall' Heater
<b>H</b>	<b>HVS1616CVX</b>	1635mm x 1635mm Variant View Sauna c/w DMX lighting plus 6kW 'The Wall' Heater
<b>H</b>	<b>HVS2020CVX</b>	2060mm x 2033mm Variant View Sauna c/w DMX lighting plus 8kW 'The Wall' Heater

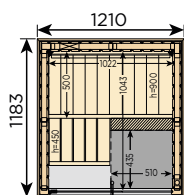




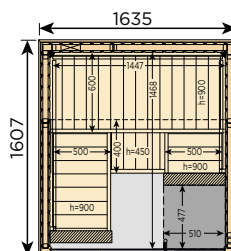
## Variant View cabin sizes

Model	Name	Dimensions (mm)
HVS1212SVX	Mini	1210 x 1183 x 2016
HVS1616SVX	Small	1635 x 1607 x 2016
HVS1620SVX	Medium	2060 x 1608 x 2016
HVS2020SVX	Large	2060 x 2033 x 2016
HVS1616CVX	Corner	1635 x 1635 x 2016
HVS2020CVX	Corner Large	2060 x 2033 x 2016

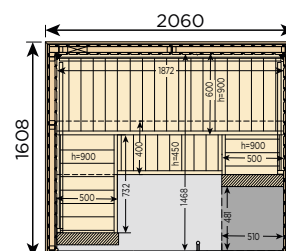
Variant View Mini  
HVS1212SVX



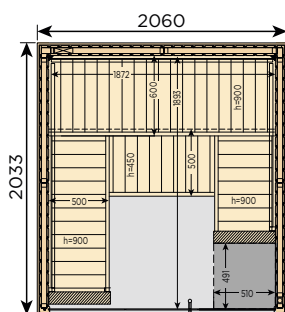
Variant View Small  
HVS1616SVX



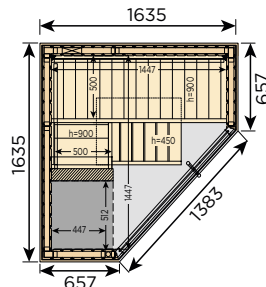
Variant View Medium  
HVS1620SVX



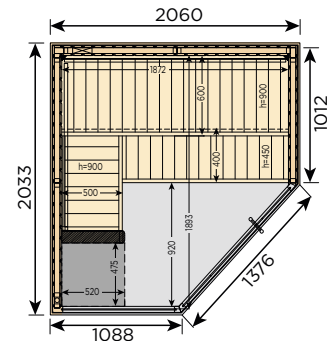
Variant View Large  
HVS2020SVX



Variant View Corner  
HVS1616CVX



Variant View Large Corner  
HVS2020CVX





**Features**

- Easy installation
- Versatile material selection (Ventura panels always inside the cabin)
- Streamlined look with full glass front and enhanced Ventura panels
- Measures and lay-out easily modifiable
- Enhanced PIR insulation
- Available as a hybrid sauna

**Product details**

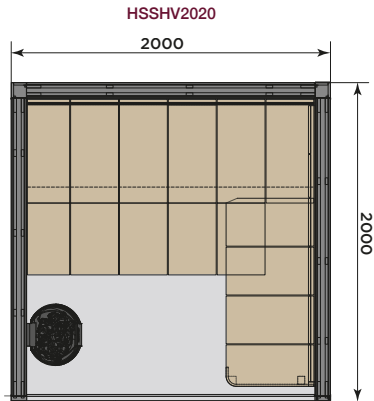
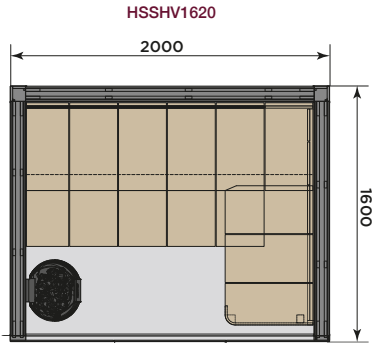
- High performance (PIR insulation) for energy efficiency
- Glass wall made of single pane 8mm tempered glass
- Ventura benches with high quality ash veneer on top
- External and internal panels with high quality ash veneer on top

**Harvia Ventura Sauna**

<b>H</b>	<b>HSSHV1620</b>	Ventura Sauna Cabin 2000 x 1600 x 2100
<b>H</b>	<b>HSSHV2020</b>	Ventura Sauna Cabin 2000 x 2000 x 2100

Includes: Harvia Spirit Heater with Xenio Controller with 60kG of stones + accessory pack (ladle, Hygrometer, etc)

Technical details	SHV1620	SHV2020
Persons	1-3	1-6
Width x Depth x Height, mm	2000x1600x2100	2000x2000x2100
Net weight, kg	315	360
Recommended heating output, kW	4-6	9-16



Wall & Bench Material



Ash



## Harvia Fenix Sauna



Includes: Harvia Virta Heater with Xenio Controller + stones + accessory pack (ladle, Hygrometer, etc)

### Features

- Element cabin made of black treated spruce
- Roof element with roof rim
- Formula sauna interior made of aspen wood
- 1 x 600mm bench and 3 x 500mm benches
- Ventilation slit, backrests and intermediate bench panel included
- Optional RGBW led lights
- Layout can be installed in right or left orientation

### Product details

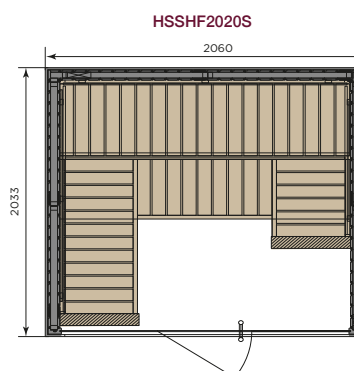
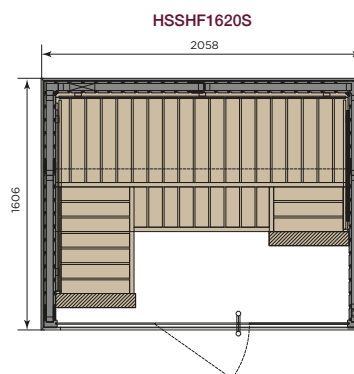


- Glass fiber insulation with aluminum foil vapor barrier
- Door made of single pane safety glass (600 x 1897 x 8mm) left or right hinged
- 2 x single pane safety glass elements, clear (629 x 1939 x 8mm)
- 15mm sturdy black treated tongue and groove boards
- Wall thickness ca. 75mm width

### Harvia Fenix Sauna

**H HSSH1620S** Fenix Sauna Cabin 2058 x 1606 x 2016

**H HSSH2020S** Fenix Sauna Cabin 2060 x 2033 x 2016

Technical details	Fenix 1620	Fenix 2020
Persons	1-6	1-6
Width x Depth x Height, mm	2058x1606x2016	2060x2033x2016
Net weight, kg	306	360
Recommended heating output, kW	7.5-11	9-16




Wall Material



Black Treated Spruce

Bench Material



Aspen





# Harvia Block Sauna



Includes: Harvia Virta Heater with Xenio Controller + stones  
+ accessory pack (ladle, Hygrometer, etc)

**Features**

- Block sauna cabins can be tailored to fit your premises and taste, there is also two standard sizes available in Alder (shown and priced)
- Easy fast installation
- Bespoke options include a mix and match the panel of your choice (alder, aspen, heat treated aspen, or heat treated brushed alder). Spruce is available for nonvisual surfaces. Please contact the Commercial Dept for pricing on these options
- Open and spacious feeling with high quality black framed tempered glass.
- Enhanced insulation
- Additional RGBW LED lights in horizontal or vertical orientation can be added
- Available as a hybrid sauna
- High performance (PIR insulation) for energy-efficiency
- Glass walls are made of single pane 8mm tempered glass
- Block benches are equipped with sturdy 42x66 spruce frames
- Wall thickness ca. 100mm width

Note: We are pricing the Alder version from the standard range.  
Images shown relate to the right handed model, left handed configuration available on request.


**Harvia Block Sauna**

<b>H</b>	<b>HSSHB1620ALD</b>	Block Sauna Cabin 1600 x 2000 x 2100
<b>H</b>	<b>HSSHB2020ALD</b>	Block Sauna Cabin 2000 x 2000 x 2100


Technical details	SHB1620ALD one glass corner	SHB2020ALD one glass corner
Persons	1-3	1-6
Width x Depth x Height, mm	1600x2000x2100	2000x2000x2100
Net weight, kg	315	360
Recommended heating output, kW	4-6	9-16



**HSSHB1620ALD**



**HSSHB2020ALD**



**Wall Material**



**Bench Material**





## Harvia Outdoor Sauna



For centuries in Finland saunas were a separate building with its characteristic features. Now you can experience the same with the Harvia outdoor sauna range.

You can choose from an electric heater or the original wood burning stove option and it is an ideal addition to the garden.

The range comes complete with the wood and all the necessary components to construct the sauna.

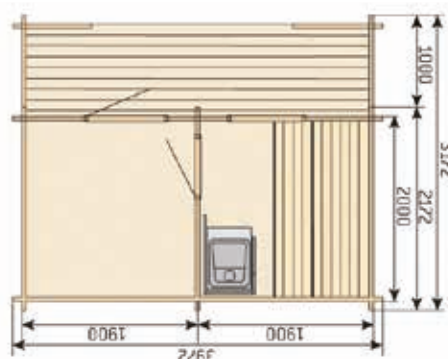
Two models are available both of which come with verandas.



HSO4000

### Harvia Outdoor Sauna

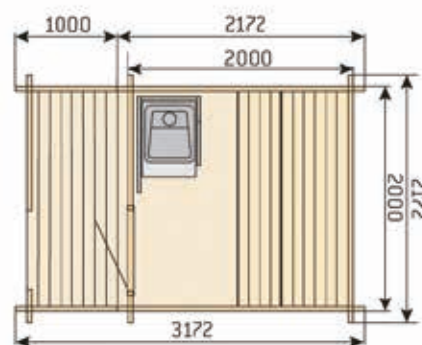
H	<b>HSO2200E</b>	2000 x 2000mm sauna c/w electric heater
H	<b>HSO2200W</b>	2000 x 2000mm sauna c/w wood burning heater
H	<b>HSO4000E</b>	1900 x 2000mm sauna & changing room c/w electric heater
H	<b>HSO4000W</b>	1900 x 2000mm sauna & changing room c/w wood burning heater



HSO4000



HSO2200



HSO2200



NEW

## Almost Heaven Barrel Saunas



ALMOST HEAVEN  
SAUNAS

Either you are tall, you like a lot of room, or both. No matter your reason, the Princeton fits the bill! At eight feet long, the Princeton has the largest interior of our barrel sauna rooms. Measuring 1.829m x 1.956m, it has enough space to let you stretch out or invite some friends over. The Harvia 8kW electric heater fires the room up to 82°C in an hour. You can also delay the start time up to eight hours; your choice. Bring the Finnish tradition to your backyard with the Princeton barrel sauna!

- Princeton – 4 to 6 person
- Ball-and-socket lumber
- Any glass features are tempered
- Stainless steel bands, hinges, and fasteners
- Interior LED light
- Sauna stones included
- Weather-resistant plastic support cradles
- Two opposite-facing benches for sitting or reclining
- Indoor or outdoor usage
- Hand-crafted lumber profiles and end sections
- ONYX version is made from stained Hemfir Lumber and comes with LED mood lighting



### Princeton

H	AH/PRINCETON	4-6 person (2.388m (L) x 1.829m (W) x 1.956m (H) external dimensions
H	AH/PRINCETONON	4-6 person (2.388m (L) x 1.829m (W) x 1.956m (H) external dimensions - ONYX Finish



Rustic Cedar  
as standard

ONYX

NEW



Tried and true, the Pinnacle is both a staple and a best-seller. Measuring at 1.829m x 1.829m, this barrel sauna embodies “happy medium” to a T: not too small and not too big. You can stretch out on your own or invite three friends to experience the magic of sauna. Paired with a Harvia 6kW electric heater, you’ll be sweating in less than an hour as the temperatures climb to 82°C. Prefer a sauna first thing in the morning? Turn the dial and delay the start time up to eight hours while you sleep. Instant relaxation is right around the corner with a Pinnacle barrel sauna!

### Pinnacle

- Pinnacle – 2-4 person
- Ball-and-socket lumber
- Any glass features are tempered
- Stainless steel bands, hinges, and fasteners
- Interior LED light
- Sauna stones included
- Weather-resistant plastic support cradles
- Two opposite-facing benches for sitting or reclining
- Indoor or outdoor usage
- Hand-crafted lumber profiles and end sections
- ONYX version is made from stained Hemfir Lumber and comes with LED mood lighting

### Pinnacle

H	AH/PINNACLE	2-4 person (1.829m (L) x 1.829m (W) x 1.956m (H) external dimensions
H	AH/PINNACLEON	2-4 person (1.829m (L) x 1.829m (W) x 1.956m (H) external dimensions - ONYX Finish



Rustic Cedar  
as standard

ONYX

NEW





## Almost Heaven Barrel Saunas



The Huntington offers a well-rounded traditional sauna experience: plenty of room to stretch out and enjoy the sauna heat, plus two exterior benches to cool off. The sauna space has room for up to 6 people to enjoy temperatures of 82°C. The Harvia 8kW electric heater can start right away, or you can delay the start time up to eight hours—go about your day or go to sleep and the sauna will be hot when you are ready to get in!

Huntington – 4-6 person

- Ball-and-socket lumber
- Any glass features are tempered
- Stainless steel bands, hinges, heater and fasteners
- Interior LED light
- Sauna stones included
- Weather-resistant plastic support cradles
- Two opposite-facing benches for sitting or reclining
- Two exterior opposite-facing benches
- Indoor or outdoor usage
- Hand-crafted lumber profiles and end sections

### Huntington

<b>H AH/HUNTINGTON</b>	4-6 person (2.488m (L) x 1.829m (W) x 1.956m (H) external dimensions
------------------------	--



Rustic Cedar  
as standard

Check your worries at the door on the exterior benches before entering the Audra for a refreshing sauna session. Measuring 1.829m x 1.829m, this canopy style barrel can fit up to four people. When the 82°C temperatures become too hot, cool off on the exterior benches before hopping back in. Enjoy a traditional sauna experience with up to four people in your Audra barrel sauna!

Audra – 2-4 person

- Ball-and-socket lumber
- Any glass features are tempered
- Stainless steel bands, hinges, heater, and fasteners
- Interior LED light
- Sauna stones included
- Weather-resistant plastic support cradles
- Two opposite-facing benches for sitting or reclining
- Two exterior-facing benches
- Indoor or outdoor usage
- Hand-crafted lumber profiles and end sections

### Audra

<b>H AH/AUDRA</b>	2-4 person (1.829m (L) x 1.829m (W) and 1.956m (H) external dimensions
-------------------	--



Rustic Cedar  
as standard

### Barrel Sauna Rain Jacket

<b>H AH6RJTGREY</b>	Rain Jacket For Audra & Pinnacle (Grey)
---------------------	---

<b>H AH8RJTGREY</b>	Rain Jacket Princeton Huntington (Grey)
---------------------	---

### Barrel Sauna Floor Kit

<b>H AHBSFKHUNT</b>	Almost Heaven Huntington Floor Kit
---------------------	------------------------------------

<b>H AHBSFKPINC</b>	Almost Heaven Pinnacle Floor Kit
---------------------	----------------------------------

<b>H AHBSFKPRIN</b>	Almost Heaven Princeton Floor Kit
---------------------	-----------------------------------

<b>H AHBSFKWOA</b>	Almost Heaven Audra Floor Kit
--------------------	-------------------------------



## Harvia Frosty Cold Plunge



The Harvia Frosty cold plunge offers a professional alternative to cold/hot recovery.

The cooling unit in the pool cools/heats the water by approx. 8°C per hour and it is easy to keep the temperature at the desired temperature (lowest 4°C, highest 40°C). The water continuously circulates around the pool, guaranteeing an even temperature.

### Harvia Frosty Cold Plunge

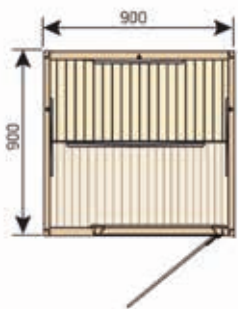
<b>H HFROST</b>	Harvia plunge pool 1700mm x 1440mm x 990mm
-----------------	--



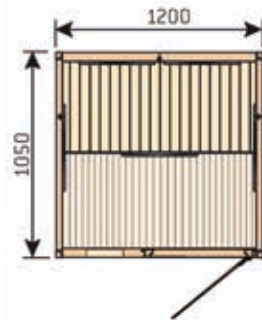
## Harvia Infrared Saunas



HIR900



HIR1200



These modern design cabins have plenty of glass to make them feel open and contemporary. They are ideal for limited space such as spare bedrooms. The two models come with hemlock wood with a dark walnut veneer, bluetooth speakers and lights.

### Harvia Infrared Saunas

H	HIR900	900 x 900mm Infrared Sauna
H	HIR1200	1200 x 1050mm Infrared Sauna



## Spectrum Saunas



Introducing the Harvia Spectrum Infrared Sauna

- High grade clear hemlock interior
- Stylish european design
- Dimmable infrared radiators for the back
- Panels on the side, calves and feet for ultimate comfort
- Built in support for music and light therapy

### Spectrum Saunas

H	HIRSGS1310	Spectrum Small Infrared Sauna (2 person)
H	HIRSGS810	Spectrum Mini Infrared Sauna (1 person)

	Small	Mini
Height	1,950mm	1,950mm
Width	1,350mm	840mm
Depth	1,050mm	1,040mm

Contact us for more details.





## Harvia Bespoke Saunas



Harvia manufactures tailored sauna interiors according to given measurements.

Domestic and commercial rooms are available.

### Rooms include:

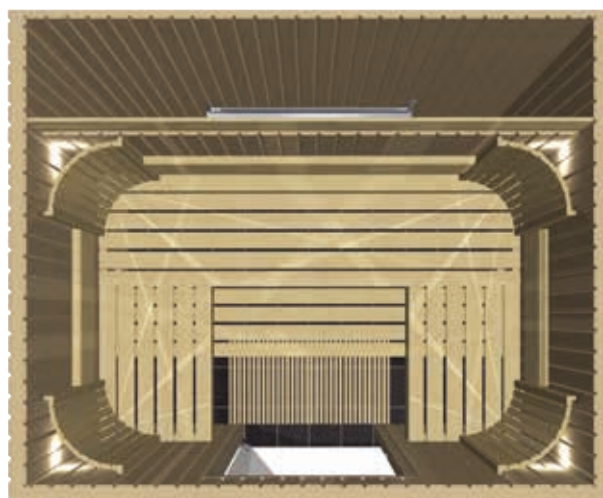
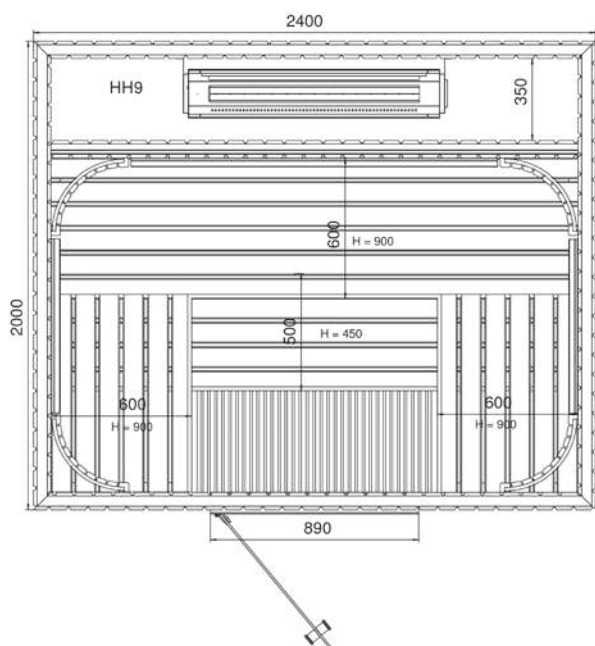

- Walls
- Ceiling
- Benches
- Bench frames
- Backrests
- Heater
- Control unit
- Lights
- Sauna accessories

We are able to design the Harvia bespoke saunas with traditional and contemporary finishes.

Rooms come with a choice of heaters from the Harvia range including 'hidden' heaters for commercial saunas.

The lights can be upgraded to down lighting LEDs. A glass upgrade is also available.

Provide us with a drawing and we will provide you with a proposal with layout to show how the sauna might look.



## Sauna Heaters & Control Panels



### Heaters for Domestic Use

These sauna heaters come with built in controls for domestic use.

#### Certikin Kip Heater - Domestic Use

E	SHK45	4.5kW heater, controls - add stones 20kg
E	SHK60	6.0kW heater, controls - add stones 20kg
E	SHK80	8.0kW heater, controls - add stones 20kg

#### Sauna Stones

E	SSA017	Sauna stones - 20kg
---	--------	---------------------

#### The Wall Heater - Black Steel

E	SHSW450B	The Wall 4.5KW Harvia Sauna Heater
E	SHSW600B	The Wall 6.0KW Harvia Sauna Heater
E	SHSW800B	The Wall 8.0KW Harvia Sauna Heater

#### The Wall Heater - Steel

E	SHSW450S	The Wall 4.5KW Harvia Sauna Heater
E	SHSW600S	The Wall 6.0KW Harvia Sauna Heater
E	SHSW800S	The Wall 8.0KW Harvia Sauna Heater

### Heaters for Commercial Use

The listed sauna heaters are for use with remote control panels for commercial use but can also be used for domestic purposes if needed.

#### Heaters - Commercial Use

E	SHK60NC	6kW heater - add stones 20kg
E	SHK80NC	8kW heater - add stones 20kg
E	SHC110	10.5kW heater - add stones 2 x 20kg - 3Ø, floor standing
E	SHC135	12kW heater - 3Ø, floor standing, add stones 2 x 20kg
E	SHC150	15kW heater - 3Ø, floor standing, add stones 2 x 20kg

Controls required

Please note:

- Add the price of stones and panel to the heaters.
- Both are single and three phase (Ø) up to 8kW, however a dedicated suitable control panel must be added to the price.
- Heaters in Commercial setting have a 3 month warranty on the elements only.

#### Vega - Domestic Heaters

E	SHS045	4.5kW heater, controls - add stones 20kg
E	SHS060	6kW heater, controls - add stones 20kg
E	SHS080	8kW heater, controls - add stones 20kg
E	SHS090	9kW heater, controls - add stones 20kg

#### Heater Selection Guide

Volume of Cabin M³	Heater Model	Heater Type	Power kW	Stones Required	Control Panel 1Ø	Control Panel 3Ø
2-4	3kW	Domestic	3	1 x 15kg	Built in	Built in
3-6	4.5kW	Domestic	4.5	1 x 15kg	Built in	Built in
5-9	6.0kW	Domestic	6	1 x 20kg	Built in	Built in
5-9	6.0kW	Commercial	6	1 x 20kg	Add On	Add On
8-13	8.0kW	Domestic	8	1 x 20kg	Built in	Built in
8-13	8.0kW	Commercial	8	1 x 20kg	Add On	Add On



Kip Heater



SSA017 Sauna Stones



The Wall Heater



Vega Heater

## Sauna Heaters & Control Panels



### Topclass Combi Heaters - Sauna & Steam

E	<b>SHTC050</b>	Topclass Combi 5kW heater - no controls add stones 20kg
E	<b>SHTC060</b>	Topclass Combi 6kW heater - no controls add stones 20kg
E	<b>SHTC080</b>	Topclass Combi 8kW heater - no controls add stones 20kg
E	<b>SHTC090</b>	Topclass Combi 9kW heater, no controls - add stones 20kg
E	<b>SHCONX110C</b>	ZAFIR Combi Control
E	<b>SHCONCX110C</b>	Harvia Xenio Combi Control Panel 11kw
E	<b>SHCONCX110CXW</b>	Harvia Xenio Combi Control 11kw Wi-Fi

### Senator - Commercial Heaters

E	<b>SHSE090</b>	Senator 9kW heater, no controls - add stones 40kg
E	<b>SHSE10</b>	Senator 10.5kW heater, no controls - add stones 40kg

### Cilindro Heaters - Sauna

E	<b>SHCIL070E</b>	Cilindro 6.8kW heater - no controls add stones 80kg
E	<b>SHCIL070XE</b>	Cilindro 6.8kW heater - with controls add stones 80kg
E	<b>SHCIL090E</b>	Cilindro 9.0kW heater - no controls add stones 80kg
E	<b>SHCIL090XE</b>	Cilindro 9.0kW heater - with controls
E	<b>SHCIL110</b>	Cilindro 11.0kW heater - no controls add stones 120kg

### Spirit Heaters

E	<b>SHSP60XEW</b>	Spirit Heater - 6kW - C/W Xenio Control with WIFI capabilities - add stones 60kg (SSA021)
E	<b>SHSP90XEW</b>	Spirit Heater - 9kW - C/W Xenio Control with WIFI capabilities - add stones 60kg (SSA021)

### Sauna Stones

E	<b>SSA017</b>	Sauna stones - 20kg
E	<b>SSA021</b>	Rounded Sauna Stones (20kG)

### Sauna Controls

E	<b>SHCON150</b>	Control Panel for Club & Hidden Heaters
E	<b>SHCONCX170</b>	Harvia Xenio CX170 Control Panel
E	<b>SHCONCX110</b>	Harvia Xenio CX110 Control Panel
E	<b>SPSHC1WIFI</b>	Xenio WIFI control upgrade
E	<b>SHCONCX170XW</b>	Harvia Xenio CX170 17kw, WIFI
E	<b>SHCON170VKK</b>	Harvia Control Panel, 3 - 17kW, Weekly
E	<b>SHCON400VKK</b>	Harvia Control Panel (up to 40kW) Weekly
H	<b>SHCONLT170400</b>	Power Extension Unit for Harvia Xenio (heaters above 17kw)



Senator Heater



Cilindro Heater



Cilindro XE Heater



Spirit Heater  
Pictured with Rounded Stones (SSA021)



SSA017



Xenio Control Panel



SHCON150



SHCON170VKK

### Heater Selection Guide

Volume of Cabin M³	Heater Model	Heater Type	Power kW	Stones Required	Control Panel 1Ø	Control Panel 3Ø
2-4	3kW	Domestic	3	1 x 15kg	Built in	Built in
3-6	4.5kW	Domestic	4.5	1 x 15kg	Built in	Built in
5-9	6.0kW	Domestic	6	1 x 20kg	Built in	Built in
5-9	6.0kW	Commercial	6	1 x 20kg	Add On	Add On
8-13	8.0kW	Domestic	8	1 x 20kg	Built in	Built in
8-13	8.0kW	Commercial	8	1 x 20kg	Add On	Add On
9-15	10.5kW	Commercial	10.5	1 x 20kg	N/A	Add On
10-18	12.0kW	Commercial	12	1 x 20kg	N/A	Add On
14-24	15.0kW	Commercial	15	1 x 20kg	N/A	Add On



Harvia Digi Control Upgrade

Upgrade the Xenio of Cilindro XE with control to include Wi-Fi connectivity (Safety Door Switch Included)

# Sauna Heaters & Control Panels



Moderna XE - comes with Xenio control compatible with Wi-Fi upgrade

E	SHM060XEB	6kW heater (black) with digital controls - add stones 20kg
E	SHM080XEB	8kW heater (black) with digital controls - add stones 20kg



Moderna XE Heater

Glow Corner Heaters - comes with Xenio control compatible with Wi-Fi upgrade

E	SHHTRC704XE	Glow Corner TRC70XE 6,8 kW Steel - add 80kg stones
E	SHHTRC904XE	Glow Corner TRC70XE 9.0 kW Steel - add 80kg stones

Glow Corner Heaters - Manual controls

E	SHHTRC70	Glow Corner TRC70 6,8 kW - Steel - add 80kg stones
E	SHHTRC90	Glow Corner TRC90 9 kW -Steel - add 80kg stones



Glow Corner Heater  
Manual control



Glow Corner Heater  
Xenio control

Virta Heaters

E	SHV070	Harvia Virta 7.0 kW Black (No Controls)
E	SHV090	Harvia Virta 9.0 kW Black (No Controls)
E	SHV011	Harvia Virta 11.0 kW Black (No Controls)

Sauna Stones

E	SSA017	Sauna stones - 20kg
---	--------	---------------------



Virta Heater



SSA017

Commercial Heaters - Hidden (Behind Bench)

E	SHH060	6kW heater, No controls - add stones 15kg
E	SHH090	9kW heater, No controls - add stones 15kg
E	SHH120	12kW heater, No controls - add stones 15kg

Club - Commercial Heaters

E	SHC110	11kW heater, No controls - add stones 60kg
E	SHC135	13.5kW heater, No controls - add stones 60kg
E	SHC150	15kW heater, No controls - add stones 60kg



Commercial Heater



Club Heater



**NEW**

## Wood Burning Stoves for Outdoor Saunas



**AN EXTENSIVE  
RANGE OF WOOD  
BURNING PRODUCTS  
ARE AVAILABLE  
FROM HARVIA**

Please contact  
us for more options

### Harvia Cilindro - The classic heater now in a wood-burning version

We are proud to introduce the wood-burning version of our popular Cilindro heater – a modern pillar heater designed for medium-sized saunas. With its impressive 120 kg stone capacity, it ensures powerful steam (löyly) and quick heating. With a stainless-steel design and a warm glow from the glass hatch, it's both quiet to operate and beautiful to admire. Unique ventilation makes heating efficient, while replaceable air control panels extend its longevity.

Your customers will also appreciate the range of accessories available, from a protective sheath for smaller spaces to a 25-liter water heater that complements the heater's design and functionality.

#### Cilindro Wood Burning Range

<b>E</b>	<b>SHWKPC16S</b>	Harvia Cilindro 16 Steel Wood Burning Stove (requires 120 Kg 10-15cm stones)
<b>E</b>	<b>SHWKPC20S</b>	Harvia Cilindro 20 Steel Wood Burning Stove (requires 120 Kg 10-15cm stones)

#### Accessories

<b>E</b>	<b>SPSHWHP1500</b>	Steel Chimney
<b>E</b>	<b>SPSHWHP270SP</b>	Damper Plate
<b>E</b>	<b>SPSHWL300PC</b>	Smoke Pipe Guard
<b>E</b>	<b>SPSHWP250PC</b>	Cilindro Water Heater
<b>E</b>	<b>SPSHWL200PC</b>	Protective Sheath
<b>E</b>	<b>SPSHWL100</b>	Protective Bedding



Heater shown with Water  
Heater, Protective Bedding  
and Protective Sheath



SPSHWHP1500  
Chimney



SPSHWP250PC  
Water Heater

## Sauna Accessories & Fragrances



### Pails & Ladles

E	SSA003	Wooden pail
E	SSA002	Wooden ladle



SSA003



SSA002

### Lights & Vents

E	SSA007	Ceiling/wall ceramic light - no bulb 240v
E	SSA007W	Wall light 240v 40W - no bulb
E	SSA008	Glass light shade to fit SSA007 light only
E	SSA010	Vent/shutter
E	SSA011	Vent grille - wooden
E	SSA400	Sauna lamp
E	SPSHSAS21103	Corner lamp shade



Sauna light  
Code: SSA007



Sauna light  
Code: SSA007W

### Sauna Accessories

E	SSA023	Sauna laminated instruction sheet
E	SSA025	Sauna sand timer
E	SSA009	Obechi headrest



SSA025



SSA009

### Sauna Thermometer & Hygrometer

E	SSA026	Sauna combined thermometer/hygrometer
E	SSA027	Sauna thermometer



SSA027



SSA026

### Doors & Heater Guards

E	SSA012	Glass door & frame 189 x 69cm
E	SSA012D	Disabled access door 189cm x 89cm
E	SSA019	Heater guard Obechi 2 sided wall mount
E	SSA020	Heater guard Obechi 3 sided wall mount

We can manufacture bespoke sauna doors - Please contact us.



# **flolux**®

stainless steel pool fittings



Highly durable,  
longer lasting and  
aesthetically superior.

It makes sense to finish with Flolux.



**flojet**  
1.5"



**flosuction**  
1.5" / 2"



**floair**  
1"



**floair**  
Control 1"



**flofloor**  
1.5"



Loungers

E	HSLEEP	Untiled Lounger - no heating
E	HCOUCHE	Untiled Lounger - no heating
E	HSLEEP/E	Untiled Electronically Heated Lounger
E	HCOUCHE/E	Untiled Electronically Heated Lounger

The models shown are with tiles, but will be supplied untiled.



HCOUCHE



HSLEEP

Benches

E	HBENCH01	Untiled Bench Profile 1 - per metre section
E	HBENCH02	Untiled Bench Profile 2 - per metre section
E	HBENCH03	Untiled Bench Profile 3 - per metre section

The models shown are with tiles, but will be supplied untiled.



HBENCH01





## Elements - Wet Area Elements from Harvia




### Reclined Benches

E	<b>HDELUXE</b>	Untiled Deluxe Reclined Bench & Footrest - per metre
E	<b>HRELAX</b>	Untiled Relax Profile Bench - per unit including armrests

The models shown are with tiles, but will be supplied untiled.



HRELAX



HDELUXE

### Showers

E	<b>HCIRCLE</b>	Untiled Round Shower Unit Ø 1000mm, height 2100mm, 80mm wall thickness
E	<b>HTRSHOWER</b>	Untiled TRI Shower Unit. 2100mm height, 80mm wall thickness
E	<b>HTULIPE</b>	Untiled Tulipe Shower Unit. 2500mm height, 80mm wall thickness

The models shown are with tiles, but will be supplied untiled.



HTRSHOWER



HCIRCLE



HTULIPE

Certikin is able to offer bespoke room and wet area solutions for:

- Steam Rooms
- Showers
- Laconiums
- Rasul
- Heated Loungers

Contact us for more information.



**Stand Alone Rooms**

<b>E</b>	<b>HCUPOLA</b>	2m Diameter Igloo Style Room - c/w Walls, Ceiling, Benches & Door
<b>E</b>	<b>HCUBE</b>	2m x 2m Stand Alone Room - c/w Walls, Ceiling, Benches & Door



HCUBE



HCUPOLA

The models shown are with tiles, but will be supplied untiled.

**Special Doors**

<b>E</b>	<b>HCUPOLAD</b>	Curved Glass Door (Top Curve) With Aluminium Frame
<b>E</b>	<b>HCUPOLADD</b>	Double Curved Door with Aluminium Frame

Certikin is able to offer bespoke room and wet area solutions for:

- Steam Rooms
- Showers
- Laconiums
- Rasul
- Heated Loungers

Contact us for more information.



## Harvia - Standard Steam Rooms



Harvia standard steam rooms offer an 'off the shelf' product for all key standard sizes of tiled steam rooms. Suitable for both domestic and commercial applications, these rooms come flat packed ready for reassembly on site for tiling in the tiles of your choice.

Each comes with:

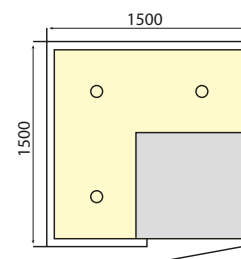

- Ceilings
- Walls
- Seats
- Steam room door
- Steam generator
- LED strip light and transformer
- Vents and cover for steam
- Full assembly manual and instructions
- Ceiling height 2030mm
- Door can be left or right fitted
- Includes adhesives, silicones, screws, washers, touch-up panels and foam filler

**Note:** Tiles, grout etc are not supplied with this kit.

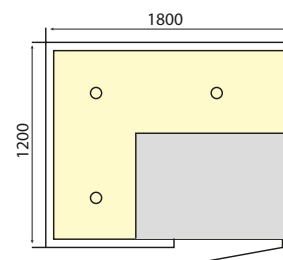
Full glass fronts are available. Please contact us for more information.

### Harvia Standard Steam Rooms

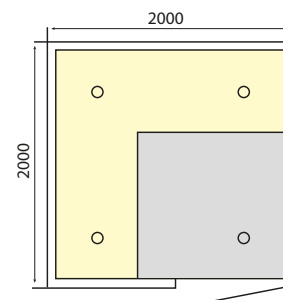
H	HSR812	800mm x 1200mm Steam Room Kit
H	HSR1212	1200mm x 1200mm Steam Room Kit
H	HSR1218	1200mm x 1800mm Steam Room Kit
H	HSR1515	1500mm x 1500mm Steam Room Kit
H	HSR1520	1500mm x 2000mm Steam Room Kit
H	HSR2020	2000mm x 2000mm Steam Room Kit
H	HSR2030	2000mm x 3000mm Steam Room Kit
H	HSR3030	3000mm x 3000mm Steam Room Kit



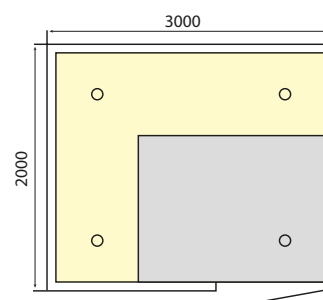
Door 700 x 1900mm  
6kW Steam Generator



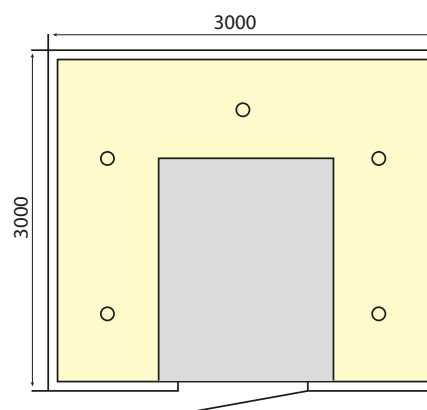
Door 800 x 1900mm  
6kW Steam Generator



Door 800 x 1900mm  
6kW Steam Generator



Door 800 x 1900mm  
6kW Steam Generator



Door 800 x 1900mm  
9kW Steam Generator







## Velorum Heated Loungers

- Made from the highest quality solid surface materials
- Non porous and hygienic
- Made to high environmental standards
- For use in domestic or commercial settings
- Available in 2 ergonomic shapes for total comfort
- Available in standard white, 2 themed colour ranges or bespoke colour.

### Relax upright Lounger



Relax upright Lounger

E	<b>VLOUNGERELAX-W</b>	Relax model in Standard White
E	<b>VLOUNGERELAX-T</b>	Relax model in any colour option
E	<b>VLOUNGERELAX-B</b>	Relax model with Mix and Match/Bespoke Colours

Available in three colour options



### Recline Horizontal Lounger



Recline Horizontal Lounger

E	<b>VLOUNGEREC-W</b>	Recline model in Standard White
E	<b>VLOUNGEREC-T</b>	Recline model in any colour option
E	<b>VLOUNGEREC-B</b>	Recline model with Mix and Match/Bespoke Colours

Available in three colour options



### Colour Options



Standard White



Peanut Butter



Ice Queen



Cloud Concrete




Black Sand



Red Quinoa



## Bespoke Solutions by Harvia - Steam Rooms



Harvia Bespoke Steam Rooms offer a design service to fit any measurements. Domestic and Commercial rooms are available which come flat packed in sections ready for assembly on site for tiling in the tile of your choice.

We are able to supply

- Room only
- Room, door or glass front
- Room with all the equipment

Complete rooms with all the equipment include:

- Ceilings
- Walls
- Seats
- Steam generator
- LED down lights and transformer
- Vents and steam cover
- Full assembly manual and instructions

**Note:** Tiles, grout etc are not supplied with this kit.

Certikin is able to offer bespoke rooms and wet areas.

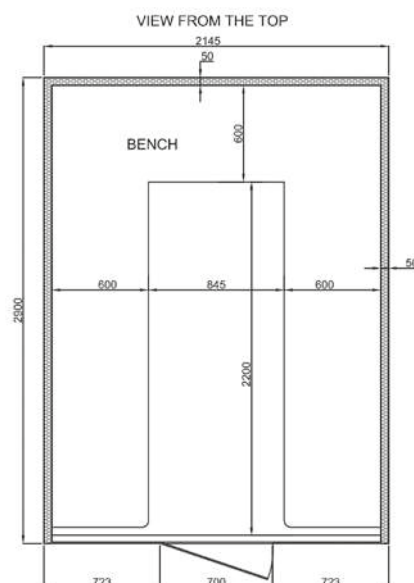
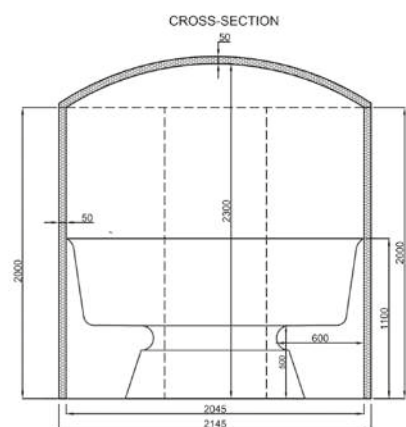
Solutions for:

- Steam rooms
- Showers
- Laconiums
- Rasuls
- Ice stations
- Heated loungers

We can also supply

- Room only
- Room and doors
- Rooms with all equipment

Following your design we are able to offer the equipment for a complete wellness suite. You assemble with easy to follow instructions, and tile to complete your rooms.





### Loungers

Relaxation zones are an essential element of any enjoyable bathing experience. Guests find relaxing on heated loungers extremely pleasant and beneficial as well as sociable.



### Rasul 'mud' rooms

Rasul 'mud' rooms combine a tiled steam room and a relaxation area with heated floors, heated loungers and experience showers. In the warm atmosphere of the Rasul tiled steam room, natural mineral-rich muds are massaged into your body. The warmth and low humidity dry the mud while you relax on heated tiled seats. Clouds of steam then fill the room, gently loosening the mud. Next a shower arrives like a tropical rain to wash away the mud, leaving skin silky smooth.

### Hamam

A classic Turkish bath, incorporates heated tiled massage beds with hot water and drainage for wet massage and foam treatments. Subtle colourful lighting therapy and music add to the ambience. Hamam is based on a combination of hot and cold treatments, steam bath and massage. Although traditionally designed in a Turkish style, as with any of our tiled rooms we can achieve an ornate or a clean modern finish through tiling and internal design features.




### Foot Spas

Our foot spa systems comprise of heated tiled benches with individual footbaths that fill automatically with warm water and bubbles massage the feet and stimulate the reflexology zones. At the end of the treatment the foot spa automatically drains ready for the next person.

### Ice Station

These can stand alone in a relaxation area or be incorporated as part of an ice room.

Ice stations are individually designed and have a chute which delivers flaked ice into a bowl or tiled pedestal area. This ice is rubbed on to cool the skin between hot treatments. We often use lighting to enhance the look of this feature.



### Ice Grotto

The latest innovation in cold experiences, an ice grotto replicates as near as possible a real snow experience. The room is chilled to about 12-15°C and incorporates an ice station, heated seats and an aroma system. Ice grottos can be tiled or designed to replicate the look and feel of a cave of ice.



## Nova Steam Shower by Harvia



### Shower Module

- Minimalistic design
- Innovative steam nozzle design for a smooth, soft and quiet steam experience
- Integrated water filter for clean and pure steam experience
- Built-in support for aromatherapy
- Comes with hand and head shower

### Shower Module

<b>H</b>	<b>HSWA20U1XA</b>	Nova Steam Shower Column, 2kW
----------	-------------------	-------------------------------





# WDT EXPERIENCE SHOWERS SMELL, SIGHT, HEARING AND TOUCH

Aromatised rain showers with light and sound effects  
create pleasant dream worlds and activate all the senses





# NEW

## WDT Wellness Products



### Experience Showers

Experience Showers activate all the senses of the user of a wellness shower. Aromatised rain showers with light and sound effects create a pleasant dream worlds for the user.

With the push of a button, a warm tropical rain patters down onto the shower guest. An exotic aroma fills the air. Birds tweet and a warm light shines. Flashing lights and growling thunder fill the room. This is only one of many possible shower scenarios.


\*\*Please contact us to discuss further options available.

#### Experience Showers

E	WDT-SED1-2K	Niagra Experience Shower (Steel Ceiling Element)
E	WDT-SED2	Caribbean Storm Experience Shower (Steel Ceiling Element)
E	WDT-RA2	Tropical Thunder (Steel ceiling element)



Caribbean Storm



Caribbean Storm Ceiling Element & Controls

### Salt Nebulisers

The positive influence of brine and salt for human beings is undisputed in general as well as in medical science. It has a healing effect in case of skin and respiratory diseases. Mankind has used the mineral (mainly dissolved as brine solution) since thousands of years as a cure.

The SOLDOS and SOLFOG for the nebulisation of brine solution are mainly used in wellness applications to create a salty sea climate in steam rooms, infrared cabins, salt grottos etc.

In the context of a brine therapy the usage of such applications can be a supporting element.

#### Salt Nebulisers

E	SOLDOS-V3	Soldos Brine Nebuliser for steam rooms
E	SOLDOS-SL-V3	WDT Salt Nebuliser for dry rooms
E	SOLFOG-V3	Brine Fog Maker for dry rooms



SOLDOS-V3

# NEW WDT Wellness Products



NIAGRA FUNCTIONS	CARIBBEAN STORM FUNCTIONS	TROPICAL THUNDER
<b>Programme 1: Tropical Rain</b>  After the start of the programme by a button the light in the shower changes from white to red. A warm Tropical Rain with big, smooth drops patters onto the guest in the shower. You hear birds tweeting. After the end of the programme the illumination changes back to white, the rain and the sound are switching off.	<b>Programme 1: Tropical Rain with aroma</b>  After the start of the programme by a button the light in the shower changes from white to red. A warm Tropical Rain with big, smooth drops patters onto the guest in the shower. A fruity, lively aroma fills the air. In a distance you hear the sound of waves and sea. After the end of the programme the illumination changes back to white, the Tropical Rain with aroma and the sound are switching off.	<b>Programme 1: Tropical Rain</b>  After the start of the programme by a button the light in the shower changes from white to red and a soft, warm Drizzle Rain patters onto the guest in the shower. You hear birds tweeting. In the following a warm String Rain is added. A fruity, lively aroma fills the air. The light changes to yellow. Now a cold Drizzle Rain cools the temperature down. An automatical yellow-green color change starts. Then the cold Drizzle stops and the programme finishes with the warm Drizzle, the aromatized String Rain and an automatical red-green color change. After the end of the programme the illumination changes back to white, the warm Drizzle and the aromatised String Rain are switching off.
<b>Programme 2: Fog Shower</b>  After the start of the programme by a button the light in the shower changes from white to blue. A cold, refreshing fog with very fine droplets starts to spray. In a distance you hear the sound of waves and sea. After the end of the programme the illumination changes back to white, the fog and the sound are switching off.	<b>Programme 2: Waterfall</b>  After the start of the programme by a button, the light in the shower changes from white to green. Warm Waterfalls patter onto the guest in the shower. You hear birds tweeting. After the end of the programme, the illumination changes back to white, the Waterfalls and the sound are switching off.	<b>Programme 2: Caribbean Rain</b>  The programme starts with a warm Drizzle and red light. In a distance you hear the sound of waves and sea. After an adjustable time the light changes to green and a cold, refreshing fog with very fine droplets is added. A minty, cooling aroma fills the air. In the following the warm Drizzle stops and the cold Fog continues. Now a warm Tropical Rain with blue light ist added and then goes over into a warm Drizzle. You hear a thunderstorm coming and you see flashlights. The thunderstorm finishes in the last step of the programme. The illumination changes to red and the programme lapses with a warm Drizzle. After the end of the programme the illumination changes back to white, the warm Drizzle is switched off.
<b>Programme 3: Niagara Rain</b>  The programme starts with the cold, refreshing Fog Shower and blue light. In a distance you hear the sound of waves and sea. In the following the warm Tropical Rain with big, smooth drops increases the water volume and works together with the Fog. The illumination in the shower changes to a red-green color change. In the last step of the programme the warm Tropical Rain stops and the programme finishes with the cold Fog and a blue-green color change. After the end of the programme the illumination changes back to white, the fog and the sound are switching off.	<b>Programme 3: Fog Shower</b>  After the start of the programme by a button, the light in the shower changes from white to blue. A cold, refreshing Fog with very fine droplets starts to spray. You hear the burbling sound of an alpine creek. After the end of the programme, the illumination changes back to white, the Fog and the sound are switching off.	
	<b>Programme 4: Caribbean Storm</b>  The programme starts with the warm Waterfalls and green light. You hear birds tweeting. In the following the warm Tropical Rain with big, smooth drops increases the water volume and works together with the Waterfalls. A fruity, lively aroma fills the air. You hear a thunderstorm coming and you can see flashlights. In the final programme step the thunderstorm ends. The Tropical Rain stops and the cold Fog is spraying together with the warm Waterfalls. The illumination in the shower changes to a blue green colour change and you hear birds tweeting again. After the end of the programme the illumination changes back to white, the Fog, the Waterfalls and the sound are switching off.	

## Certikin International Limited. Terms and conditions for the supply of goods and/or services.

### THESE TERMS MAY HAVE CHANGED SINCE YOU LAST REVIEWED THEM

These terms were last updated on 1st January 2025.

These terms shall apply to the supply of both goods and services except where application to one or the other is specified.

### WHERE TO FIND INFORMATION ABOUT US AND OUR PRODUCTS

You can find everything you need to know about us, Certikin International Limited (registered in England and Wales with company number 03047290), and our products on our website, [www.certikin.co.uk](http://www.certikin.co.uk), in our catalogue, in our price lists or from our sales staff before you order. We also confirm the key information to you in writing after you order, either by email, in your online account or on paper.

### WE DON'T GIVE BUSINESS CUSTOMERS ALL THE SAME RIGHTS AS CONSUMERS

For example, business customers can't cancel their orders without our agreement, they have different rights where there is a problem with a product and we don't compensate them in the same way for losses caused by us or our products. Where a term applies just to businesses or just to consumers, this is clearly stated. You are a business customer if you are buying products wholly or mainly for use in connection with your trade, business, craft or profession, even if you are an individual.

### WHEN YOU BUY FROM US YOU ARE AGREEING TO THE FOLLOWING:

- If you are a business customer this is our entire agreement with you.
- We only accept orders when we've checked them.
- Our Prices.
- Our services.
- Terms applicable for goods/services for export outside the UK.
- Sometimes we reject orders.
- We charge you when we accept your order.
- If you are a business customer you have no set-off rights.
- We charge interest on late payments.
- We pass on increases in VAT.
- We're not responsible for delays outside our control.
- Products can vary slightly from their pictures.
- You're responsible for making sure your measurements and specification supplied by you are accurate.
- We charge you if you don't give us information we need or do preparatory work as agreed with us.
- If you are a consumer and you bought online, by email, or over the telephone, you have a legal right to change your mind and however you bought you have rights under our guarantee.
- Returning goods.
- You can end an on-going contract (find out how).
- You have rights if there is something wrong with your product.
- We can change products, services and these terms.
- We can suspend supply of products (and you have rights if we do).
- We can withdraw products.
- We can end our contract with you.
- We don't compensate you for all losses caused by us or our products.
- We use your personal data as set out in our Privacy Policy.
- You have several options for resolving disputes with us.
- Other important terms apply to our contract.

### IF YOU ARE A BUSINESS CUSTOMER THIS IS OUR ENTIRE AGREEMENT WITH YOU

If you are a business customer these terms constitute the entire agreement between us in relation to your purchase. These terms apply to your purchase to the exclusion of any other terms that you seek to impose or incorporate, or which are implied by law, trade, custom, practice or course of dealing. You acknowledge that you have not relied on any statement, promise, representation, assurance or warranty made or given by us or on our behalf which is not set out in these terms and that you have no claim for innocent or negligent misrepresentation or negligent misstatement based on any statement in this Agreement.

### WE ONLY ACCEPT ORDERS WHEN WE'VE CHECKED THEM

Your order constitutes an offer by you to purchase goods and/or services in accordance with these terms.

Any quotation given by us shall not constitute an offer and may be withdrawn at any time and shall in any event lapse on the date 30 days

from the date of issue unless specified otherwise in writing.

We contact you to confirm we've received your order and to confirm we've accepted it (**Order Confirmation**).

Any performance dates for the services set out in the Order Confirmation or otherwise agreed between the parties, shall be estimates only and time shall not be of the essence for the performance of the services.

Any dates quoted for delivery of the goods are approximate only, and the time of delivery is not of the essence.

### OUR PRICES

All prices quoted are exclusive of VAT which is chargeable at the current rate and you shall be liable to pay to us such additional amounts in respect of VAT as are chargeable on the supply of the goods and/or services at the same time as payment is due for the supply of the goods and/or services.

We will invoice you for the goods and/or services in advance of dispatch unless we agree otherwise in writing. You must pay each invoice submitted by us immediately in full and in cleared funds to a bank account nominated in writing by us and prior to despatch of goods or performance of services unless we agree otherwise in writing. Time for payment shall be of the essence.

Any grant of credit must be agreed in advance in writing by one of our authorised representatives. Full payment must be made by the due date as notified by us to you. We have the right to withdraw credit at any time by giving written notice to you in which case all amounts due to us from you shall become immediately due and payable.

We may increase the price of our goods and/or services, by giving notice to you at any time before delivery and/or installation, to reflect any increase in the cost of the goods to us that is due to:

- any factor beyond our reasonable control (including foreign exchange fluctuations, increases in taxes and duties, and increases in labour, materials and other manufacturing costs);
- any request by you to change the delivery date(s), quantities or types of goods ordered, or the specification supplied by you; or
- any delay caused by any instructions provided by you in respect of the goods and/or services or failure by you to give us adequate or accurate information or instructions in respect of the goods and/or services.

**Our goods.** The price for goods shall be the price set out in your order or, if no price is quoted, the price set out in our published price list as at the date of delivery. The price of the goods is exclusive of all costs and charges of packaging, insurance, transport and delivery of the goods including a hazardous goods charge where applicable (as set out in our order confirmation or, if no price is quoted, the price set out in our published price list, or website as at the date of delivery) and any credit or debit card charges levied by the issuer of the credit or debit card used to pay for the goods and/or services, which costs and charges shall be paid by you when it pay for the goods and/or services.

Payments by personal credit card or debit card will not incur a transaction charge. Payments by business credit card or debit card will incur a transaction charge at the rate charged by the card provider against the order value including carriage and VAT. Payments by American Express card will also incur a transaction charge, the amount of which will be in line with the merchant's terms and conditions, and will be applied against the order value including carriage and VAT.

### OUR SERVICES

Our charges for services shall be on a time and materials basis:

- our charges are calculated in accordance with our hourly fee rates available on request (you can contact the Certikin Team: [info@certikin.co.uk](mailto:info@certikin.co.uk));
- our standard hourly fee rates for each individual person are calculated on the basis of an eight-hour day from 8.00 am to 5.00 pm worked on business days;
- we will charge an overtime rate of 150 per cent of the standard hourly fee rate for any time worked by individuals on the services on a business day but outside the hours referred to above, and double the standard hourly fee rate on any day that is not a business day; and
- we will charge you for any expenses reasonably incurred by the individuals whom we engage in connection with the Services including, but not limited to, travelling expenses, hotel costs, subsistence and any associated expenses, and for the cost of services provided by third parties and required by us for the performance of the services, and for the cost of any materials.



## TERMS APPLICABLE FOR GOODS/SERVICES FOR EXPORT OUTSIDE THE UK

If you purchase goods and/or services for export outside of the United Kingdom either directly or indirectly, the following terms apply to our contract with you.

- In these terms 'Incoterms' means the International Commercial Terms published by the International Chamber of Commerce relating to international commercial law, as in force at the date when the contract between us and you is made. Unless the context otherwise requires, any term or expression which is defined in or given a particular meaning by the provisions of Incoterms shall have the same meaning in these terms, but if there is any conflict between the provisions of Incoterms and these terms, the latter shall prevail.
- You are responsible for complying with any legislation or regulations governing the importation of the goods into the country of destination and for the payment of any duties on them.
- Unless otherwise agreed in writing between us and you, the goods shall be provided Ex Works and we shall be under no obligation to give notice to you under section 32(3) of the Sale of Goods Act 1979.
- You are responsible for arranging testing and inspection of the goods at our premises before shipment. We will have no liability for any claim in respect of any defect in the goods which would be apparent on inspection and which is made after shipment, or in respect of any damage during transit. Items missing from containers must be reported as soon as possible and in any event no later than 5 business days of receipt of the container.
- Risk in the goods passes to you at the point the goods are collected from us.
- You must pay us for the goods in full and clear funds at the time of placing your order or prior to despatch. If we agree any other terms in writing such that the Goods are not paid for in full in advance, the price of any goods must be secured by an irrevocable letter of credit in a form satisfactory to us established by you in favour of us immediately upon receipt of our acceptance of your order and confirmed by a United Kingdom bank acceptable to us. The letter of credit shall be for the price payable for the goods (together with any tax or duty payable) to us and shall be valid for six months. We are entitled to immediate cash payment on presentation to such United Kingdom bank of evidence of the confirmation of the first carrier that it has taken possession of the goods.
- Charges incurred in respect of the letter of credit shall be for your account.
- You must comply with all laws regarding economic or trade embargoes and sanctions laws that are applicable to your activity (**Sanctions Regulations**). You declare that you are not a listed person nor owned or controlled by a listed person under any of the sanctions regulations of the United States, the European Union, the United Kingdom, or the United Nations. Furthermore, you shall refrain from directly or indirectly selling the products and/or services sold or rendered by us or any of our affiliates into the territories of Cuba, Iran, Crimea (Region of Ukraine), North Korea and Syria subject or target of economic sanctions of the United States (OFAC), European Union, United Kingdom, United Nations or other applicable jurisdictions, nor to any customer established in those territories. Likewise, there are certain products of ours whose sale or export to Russia (and eventually other countries) is restricted by the United Kingdom, European Union and/or the United States of America (Restricted Products). You must refrain from selling, supplying, transferring or exporting, directly or indirectly, restricted products (as applicable from time to time) to any natural or legal person, entity or body in Russia or for its use in Russia or any other country where the export of the relevant products/ services might be restricted in accordance with applicable Sanctions Regulations, from time to time. We have the right to:
  - request, at any time, information and documentation from you in order to verify the effective fulfilment of the obligations set forth in this paragraph;
  - terminate or suspend our business relationship with you arising from your violation of the obligations set forth in this paragraph; and
  - claim compensation for losses and damages arising from your violation.

You will as soon as reasonably practical notify us in writing if:

- at any time prior to or during the term of our contract, there is any fact or circumstances that would give rise to a breach of this paragraph; or
- you become aware of any breach or suspected breach of this paragraph; and

- you will provide such information about such fact or circumstances or about the breach as we require to comply with our obligations to any of the sanctions regimes of the United Kingdom, European Union, the United States, the United Nations or other applicable jurisdiction, or as we reasonably otherwise request.

## SOMETIMES WE REJECT ORDERS

Sometimes we reject orders, for example, because a product is unexpectedly out of stock, because you are located outside the UK or because the product was mispriced by us. When this happens, we let you know as soon as possible and refund any sums you have paid.

## WE CHARGE YOU WHEN WE ACCEPT YOUR ORDER OR WE SUPPLY YOUR PRODUCT

Payment for the goods shall be made in clear and full funds prior to delivery of the goods, and delivery shall not be made until payment has been received in full by us.

However, for some products we take payment at regular intervals, as explained to you during the order process. If your product is goods (rather than services), risk in the goods shall pass to you on completion of delivery (which is set out below). Title to the goods shall pass to you on payment in full for the products. When we deliver the goods to an address specified by you, completion of delivery shall occur on the unloading of the goods at the delivery location specified in our order confirmation email. When you collect goods from us, completion of delivery shall occur on the goods arrival at the collection location specified in our order confirmation email.

Until title to the goods have passed to you, you must:

- hold the goods on a fiduciary basis as our bailee;
- store the goods separately from all other goods held by you so that they remain readily identifiable as our property;
- not remove, deface or obscure any identifying mark or packaging on or relating to the goods;
- maintain the goods in satisfactory condition and keep them insured against all risks for their full price on our behalf from the date of delivery;
- notify us immediately if you have entered a corporate insolvency procedure (section 233B, Insolvency Act 1986; and
- give us such information relating to the goods and your ongoing financial position as we may require from time to time, but you may resell or use the goods in the ordinary course of your business provided if you do so, you do so as principal and not as our agent.

You shall not pledge or in any way charge by way of security for any indebtedness any goods which remain the property of us, but if you do so, all monies owing by you to us shall (without prejudice to any other rights or remedies of ours) become immediately due and payable.

You shall inform any sub-purchaser that the goods are sold subject to a retention of title clause and they shall impose a clause in similar terms to the sub-purchaser providing the same rights as in this paragraph.

Before title to the goods passes to you and provided the goods have not been resold, or irrevocably incorporated into another product, and without limiting any other right or remedy we may have, we may at any time require you to deliver up the goods and, if you fail to do so promptly, enter any premises of yours or of any third party where the goods are stored in order to recover them if:

- you suspend, or threaten to suspend, payment of your debts or are unable to pay your debts as they fall due or admit inability to pay your debts or (being a company or limited liability partnership) are deemed unable to pay your debts within the meaning of section 123 of the Insolvency Act 1986 or (being an individual) are deemed either unable to pay your debts or as having no reasonable prospect of so doing, in either case, within the meaning of section 268 of the Insolvency Act 1986 or (being a partnership) has any partner to whom any of the foregoing apply;
- you commence negotiations with all or any class of your creditors with a view to rescheduling any of your debts, or makes a proposal for or enter into any compromise or arrangement with your creditors;
- a petition is filed, a notice is given, a resolution is passed, or an order is made, for or in connection with the winding up of you (being a company);
- an application is made to court, or an order is made, for the appointment of an administrator, or if a notice of intention to appoint an administrator is given or if an administrator is appointed, over you (being a company);
- the holder of a qualifying floating charge over the assets of you (being a company) has become entitled to appoint or has appointed an administrative receiver;



- a person becomes entitled to appoint a receiver over the assets of you or a receiver is appointed over the assets of you;
- you (being an individual) is the subject of a bankruptcy petition or order;
- a creditor or encumbrancer of you attaches or takes possession of, or a distress, execution, sequestration or other such process is levied or enforced on or sued against, the whole or any part of your assets and such attachment or process is not discharged within 14 days;
- any event occurs, or proceeding is taken, with respect to you in any jurisdiction to which you are subject that has an effect equivalent or similar to any of the events mentioned in the paragraphs above; or
- you suspend or cease, or threaten to suspend or cease, carrying on all or a substantial part of your business.

#### **IF YOU ARE A BUSINESS CUSTOMER YOU HAVE NO SET-OFF RIGHTS**

If you are a business customer you must pay all amounts due to us under these terms in full without any set-off, counterclaim, deduction or withholding (other than any deduction or withholding of tax as required by law.

We may, without limiting our other rights or remedies, set off any amount owing to us by you against any amount payable by us to you.

We charge interest on late payments

If we're unable to collect any payment you owe us we charge interest on the overdue amount at the rate of 4% a year above the Bank of England base rate from time to time. This interest accrues on a daily basis from the due date until the date of actual payment of the overdue amount, whether before or after judgment. You pay us the interest together with any overdue amount.

#### **WE PASS ON INCREASES IN VAT**

If the rate of VAT changes between your order date and the date we supply the product, we adjust the rate of VAT that you pay, unless you have already paid in full before the change in the rate of VAT takes effect. We are VAT and CIS registered. We will assume the Customer is an End User for the purposes of the domestic Reverse Charge VAT Scheme for construction services and consequently we will not apply the Reverse Charge VAT rules. It is the responsibility of the Customer to advise us if they consider the Reverse Charge should apply.

#### **WE'RE NOT RESPONSIBLE FOR DELAYS OUTSIDE OUR CONTROL**

Either we will deliver the goods to the location specified in the order, or you will collect the goods from the location specified in the order, whether you collect or we deliver the goods is to be determined when you place an order.

We may deliver the goods by instalments, which shall be invoiced and paid for separately. If we deliver the goods by instalments due to operational reasons or shortage of stock, you will not be charged extra delivery costs for this. If you request that we deliver your order in instalments, we may charge you additional delivery costs. Each instalment shall constitute a separate contract. Any delay in delivery or defect in an instalment shall not entitle you to cancel any other instalment.

If our supply of your product is delayed by an event outside our control, we will contact you as soon as possible to let you know and do what we can to reduce the delay. As long as we do this, we won't compensate you for the delay, but if the delay is likely to be substantial and extends the estimated delivery date by more than 3 months you can contact the Certikin Team at: [info@certikin.co.uk](mailto:info@certikin.co.uk) to end the contract and receive a refund for any products you have paid for in advance, but not received. If the delay in delivery is caused by you, or you fail to take delivery of the goods within 2 business days of us notifying you that the goods are ready, then except where such failure or delay is caused by an event outside our control, or by our failure to comply with our obligations under these terms in respect of the goods:

- (a) delivery of the goods shall be deemed to have been completed at 9.00 am on the business day following the day on which we notified you that the goods were ready; and
- (b) we shall store the goods until delivery takes place, and charge you for all related costs and expenses (including insurance).

If 2 business days after we notified you that the goods were ready for delivery, you have not accepted or taken delivery of them, we may resell or otherwise dispose of part or all of the goods and, after deducting reasonable storage and selling costs, account to you for any excess over the price of the goods or charge you for any shortfall below the price of the goods.

You shall not be entitled to reject the goods if we deliver up to and including 5 per cent more or less than the quantity of goods ordered, but a pro-rata adjustment shall be made to the order invoice on receipt of notice from you that the wrong quantity of goods was delivered. You must provide us with notification of non-delivery or damage to the goods in writing in accordance with the paragraph below.

**Damage caused in transit or non-delivery of goods (or part of them).** If this damage or non-delivery of goods is apparent by reasonable inspection on delivery, we must be notified immediately in writing and this must be recorded on the carrier's paperwork at the time of delivery. We shall have no liability for non-delivery or delivery of damaged goods unless notification is made by you to us as prescribed by these terms. For the avoidance of doubt, checking of goods must be done at the time of delivery and prior to you signing any delivery paperwork as any damage must be noted on the delivery paperwork. Any damage reported after delivery and not noted on the delivery paperwork will not be accepted by us under any circumstances.

#### **PRODUCTS CAN VARY SLIGHTLY FROM THEIR PICTURES**

Any samples, drawings, descriptive matter or advertising issued by us and any descriptions, photographs or illustrations of the products contained in our catalogues, brochures, price lists or website are issued or published for the sole purpose of giving an approximate idea of the products described in them. They shall not form part of the contract or have any contractual force. No images are to be reproduced by the Customer without prior permission from the Company.

You must obtain and maintain all necessary licences, permissions and consents which may be required for the goods before the date on which the goods are to be delivered to you.

You must comply with all applicable laws, including any requirements under the Offensive Weapons Act 2019 and health and safety laws which may be relevant to the purchase of the goods.

#### **YOU'RE RESPONSIBLE FOR MAKING SURE YOUR MEASUREMENTS AND SPECIFICATION SUPPLIED BY YOU ARE ACCURATE**

If we're making or supplying the product to measurements or a specification you provide, you're responsible for making sure those measurements and specification are correct. For further information on providing a specification and tips on how to measure contact the Certikin Team at: [info@certikin.co.uk](mailto:info@certikin.co.uk)

You shall indemnify us against all liabilities, costs, expenses, damages and losses (including any direct, indirect or consequential losses, loss of profit, loss of reputation and all interest, penalties and legal and other professional costs and expenses) suffered or incurred by us in connection with any claim made against us for actual or alleged infringement of a third party's intellectual property rights arising out of or in connection with our use of any specification you supply to us.

#### **WE CHARGE YOU IF YOU DON'T GIVE US INFORMATION WE NEED OR DO PREPARATORY WORK AS AGREED WITH US**

We charge you additional sums if you don't give us information we've asked for about how we can access your property for delivery, installation or to provide services or if you don't do preparatory work for installation, as agreed with us. We may also charge you additional sums if you delay installation by more than one month after the date of installation confirmed in the order confirmation email. For example, we might need to re-deliver on another vehicle or with extra manpower or reschedule services.

#### **IF YOU ARE A CONSUMER AND YOU BOUGHT ONLINE, BY EMAIL, OR OVER THE TELEPHONE, YOU HAVE A LEGAL RIGHT TO CHANGE YOUR MIND AND HOWEVER YOU BOUGHT, YOU HAVE RIGHTS UNDER OUR GUARANTEE**

**Your legal right to change your mind.** For most of our products bought online, by email, or over the telephone, you have a legal right to change your mind about your purchase and receive a refund of what you paid for it, including the delivery costs. This is subject to some conditions, as set out below.

**Our goodwill guarantee for consumers.** In addition, we, **Certikin International Limited** registered in England and Wales with company number 03047290, offer our UK consumer customers a goodwill guarantee for most products however they are purchased, which is more generous than your legal rights in the ways set out below. This goodwill guarantee does not affect your legal rights if there is something wrong with your product (for more on those rights see You have rights if there is something wrong with your product).

Your legal rights	How our goodwill guarantee is more generous
14 days <b>after the date of our order confirmation</b> email to change your mind for online, telephone and email orders only.	14 <b>days after the date of delivery</b> of the goods to change your mind however you bought the product.
You pay costs of return	You pay costs of return

**When you can't change your mind.** You can't change your mind about an order for:

- services, once these have been completed;
- products that are perishable, including but not limited to the products under the following headings in our price list: Chemicals, Fragrances, Test Tablets, Test Strips, Test Reagents, Tile Grout Adhesive, Glues and Cleaners, and Solvent Cements;
- any products subject to batch colour production including but not limited to the products under the following headings in our price list: Paint, Copings, On Site Lining Material;
- any products which have a security seal which you have opened or unsealed;
- goods that are made to measure, bespoke, custom made, made to your specifications or are clearly personalised; and
- goods which become mixed inseparably with other items after their delivery.

**The deadline for changing your mind.** If you change your mind about a product you must let us know no later than 14 days after:

- the day we deliver your product, if it is **goods**. If the goods are for regular delivery (for example, a subscription), you can only change your mind after the first delivery. If the goods are split into several deliveries over different days, the period runs from the day after the last delivery.
- the day we confirm we have accepted your order, if it is for a **service**.

**How to let us know.** To let us know you want to change your mind, contact the Certikin Team: by email to [info@certikin.co.uk](mailto:info@certikin.co.uk) or by telephone on 01993 777200 or by post to Certikin International Ltd, Unit 4, Tungsten Park, Colletts Way, Witney, OX29 0AX. You must include details of the order to help us identify it. If you send the cancellation notice by e-mail or by post, then its cancellation is effective from the date you send the e-mail or post the letter. For example, you will have given us notice in time as long as you get the letter into the post on the last day of the cancellation period or e-mail before midnight on that day.

**You have to return the product at your own cost.** If your product is goods, you have to return it to us within 14 days of your telling us you have changed your mind. The return address will be specified in our goods return authorisation form. Returns are at your own cost, unless we offer you a free return or collection. You can:

- bring the product to one of our premises, the address for returns will be specified in our goods return authorisation form. You will need your email receipt and the card you paid with.
- send the product back to us, using an established delivery service, the address will be specified in our goods return authorisation form. You will need your email receipt and the card you paid with. You should keep a receipt or other evidence from the delivery service that proves you have sent the product and when you sent it. If you don't do this and we don't receive the within 2 months from the date you tell us you have changed your mind, we won't refund you the price. For help with returns, including our collection arrangements for goods which can't be posted, contact the Certikin Team at: [info@certikin.co.uk](mailto:info@certikin.co.uk).

**We only refund standard delivery costs.** We don't refund any extra you have paid for express delivery or delivery at a particular time.

**You have to pay for services you received before you change your mind.** If you bought a service we don't refund you for the time you were receiving it before you told us you'd changed your mind.

**We reduce your refund if you have used or damaged a product.**

If you handle the product in a way which would not be acceptable in-store, we reduce your refund, to compensate us for its reduced value. For example, we reduce your refund if the product's condition is not "as new", price tags have been removed, the product-branded packaging is damaged, or accessories are missing. In some cases, because of the way you have treated the product, no refund may be due. The Certikin Team: [info@certikin.co.uk](mailto:info@certikin.co.uk) can advise you on whether we're likely to reduce your refund.

**When and how we refund you.** If your product is a service or goods that hasn't been delivered or that we're collecting from you, we refund you as soon as possible and within 14 days of you telling us you've changed your mind. If your product is goods that you're sending back to us, we refund you within 14 days of receiving them back from you (or receiving evidence you've sent them to us). We refund you by the method you used for payment. We don't charge a fee for the refund.

**Your rights and remedies if you are a business.** If you change your mind about your purchase of **goods**, you cannot cancel or return your products to receive a refund of what you paid for the goods without our written agreement. To let us know you want to change your mind, contact the Certikin Team: by email to [info@certikin.co.uk](mailto:info@certikin.co.uk) or by telephone on 01993 777200 or by post to Certikin International Ltd, Unit 4, Tungsten Park, Colletts Way, Witney, OX29 0AX. You must include details of the order to help us identify it. You may cancel or return the goods to us only if we issue a goods return authorisation form to you, which is at our sole discretion.

You cannot cancel **services** once we have begun to supply the services.

## RETURNING GOODS

If you are based in the UK, it is possible to return goods on our transport at the time of a regular delivery providing a "Goods Return Authorisation" has been obtained in advance (and space permitting) but a signed acknowledgement from the driver of our vehicle must be obtained for any such parts or equipment involved. A copy of this acknowledgement may be called for in the event of a subsequent query regarding such returns.

If it has been agreed that we will issue replacement part(s) for repair of equipment still under warranty, an invoice for the part(s) will be raised accordingly. The invoice will be credited only when suspected faulty part(s) have been returned, inspected and found to be faulty. Please ensure that suspected faulty part(s) are returned in accordance with the section below titled "You have rights if there is something wrong with your product".

## YOU HAVE RIGHTS IF THERE IS SOMETHING WRONG WITH YOUR PRODUCT

**Return the product to us.** If you think there is something wrong with your product, you must contact the Certikin Team at: [info@certikin.co.uk](mailto:info@certikin.co.uk). A goods return authorisation form will be emailed to you and a copy of this must be clearly attached to the item or package being returned to the Company.

**Your rights and remedies if you are a consumer.** We honour our legal duty to provide you with products that are as described to you on our website and that meet all the requirements imposed by law. Your legal rights are summarised below. These are subject to certain exceptions. For detailed information please visit the Citizens Advice website [www.citizensadvice.org.uk](http://www.citizensadvice.org.uk). Remember too that You have several options for resolving disputes with us.

### Summary of your key legal rights

If your product is **goods**, the Consumer Rights Act 2015 says goods must be as described, fit for purpose and of satisfactory quality. During the expected lifespan of your product your legal rights entitle you to the following:

Up to 30 days: if your goods are faulty, then you can get a refund.

Up to six months: if your goods can't be repaired or replaced, then you're entitled to a full refund, in most cases.

Up to six years: if your goods do not last a reasonable length of time you may be entitled to some money back.

If your product is **services**, the Consumer Rights Act 2015 says:

You can ask us to repeat or fix a service if it's not carried out with reasonable care and skill, or get some money back if we can't fix it.

If a price hasn't been agreed upfront, what you're asked to pay must be reasonable.

If a time hasn't been agreed upfront, it must be carried out within a reasonable time.

**Your rights if you are a business.** We warrant that on delivery, and for a period of 12 months from the date of delivery (warranty period), any products which are goods shall:

- conform in all material respects with their description and any relevant specification;
- be free from material defects in design, material and workmanship;
- be of satisfactory quality (within the meaning of the Sale of Goods Act 1979); and
- be fit for any purpose held out by us.

**Your remedies if you are a business.** Unless an exception applies (see **Exceptions to business customers' warranty** below) if:

- you give us notice in writing during the warranty period within a reasonable time of discovery that a product does not comply with the business customer warranty (see **Your rights if you are a business** above);
- we are given a reasonable opportunity of examining such product; and
- you return such product to us at our cost,

we shall, at our option, repair or replace the defective product, or refund the price of the defective product in full and this will be your only remedy for breach of the warranty. The repaired or replacement products will be delivered to the same location specified in the original order. These terms shall apply to any repaired or replacement products supplied by us.

**Exceptions to business customers' warranty.** We will not be liable for a product's failure to comply with the business customer warranty (see **Your rights if you are a business**) if:

- you make any further use of such product after telling us it is non-compliant;
- the defect arises because you failed to follow our oral or written instructions as to the storage, installation, commissioning, use or maintenance of the product or (if there are none) good trade practice;
- the defect arises because we followed any drawing, design or specification supplied by you;
- you alter or repair the product without our written consent;
- the defect arises because of fair wear and tear, wilful damage, negligence, or abnormal working conditions;
- the products differ from their description as a result of changes made to ensure they comply with applicable statutory or regulatory standards; or
- the products in question are perishable goods.

**Goods not found to be defective.** If the goods upon examination by us are not found to be defective, you shall be responsible for our reasonable costs of the examination and all costs of carriage to and from us.

**Third party products.** Unless otherwise agreed by us in writing, we give no warranty or guarantee in relation to any third party products contained in the goods and you shall rely only on any warranty or guarantee provided directly by the manufacturer of the third party products.

#### **WE CAN CHANGE PRODUCTS, SERVICES AND THESE TERMS**

**Changes we can always make.** We can always change a product or service:

- to reflect changes in relevant laws and regulatory requirements; and
- to make minor technical adjustments and improvements, for example to address a security threat.

We will give you notice of any changes we make unless the changes are limited to minor alterations to our products.

#### **WE CAN SUSPEND SUPPLY OF PRODUCTS (AND YOU HAVE RIGHTS IF WE DO)**

**We can suspend the supply of a product.** We do this to:

- deal with technical problems or make minor technical changes;
- update the product to reflect changes in relevant laws and regulatory requirements; or
- make changes to the product (see *We can change products, services and these terms*).

**Your rights if we suspend supply.** We contact you in advance to tell you if we are suspending supply, unless the problem is urgent or an emergency. If we suspend supply, or tell you we're going to suspend supply, for more than 3 months you can contact the Certikin Team: by email to [info@certikin.co.uk](mailto:info@certikin.co.uk) or by telephone on 01993 777200 or by post to Certikin International Ltd, Unit 4, Tungsten Park, Collets Way, Witney, OX29 0AX to end the contract and we'll refund any sums you've paid in advance for products you won't receive.

#### **WE CAN END OUR CONTRACT WITH YOU**

We can end our contract with you for a product and claim any compensation due to us (including enforcement costs) if:

- you don't make any payment to us when it's due and you still don't make payment within 7 days of our reminding you that payment is due;
- you don't, within a reasonable time of us asking for it, provide us with information, cooperation or access that we need to provide the product or service;
- you have entered a corporate insolvency procedure (section 233B, Insolvency Act 1986);

- you don't, within a reasonable time, either allow us to deliver the product to you or collect it from us. If you have said you will collect a product but you don't do this within 10 days then (unless the product is made to your specifications or is clearly personalised) we treat your order as cancelled and refund the purchase price, see *If you are a consumer and you bought online, by email, over the telephone, you have a legal right to change your mind and however you bought you have rights under our guarantee*; or
- you are unable to accept delivery of our order as the person accepting delivery (in our reasonable opinion) is not 18 years or over and is unable to provide identification to establish their age.

#### **On termination of the contract for any reason:**

- you must immediately pay to us all of our outstanding unpaid invoices and interest and, in respect of goods and services supplied but for which no invoice has yet been submitted, we shall submit an invoice, which shall be payable by you immediately on receipt;
- you must return all of our materials and any goods which have not been fully paid for. If you fail to do so, then we may enter your premises and take possession of them. Until they have been returned, you will be solely responsible for their safe keeping and will not use them for any purpose not connected with this contract;
- any accrued rights and remedies as at termination shall not be affected, including the right to claim damages in respect of any breach of the contract which existed at or before the date of termination or expiry; and
- any terms which expressly or by implication have effect after termination shall continue in full force and effect.

#### **WE DON'T COMPENSATE YOU FOR ALL LOSSES CAUSED BY US OR OUR PRODUCTS**

**Our liability to consumers.** We're responsible for losses you suffer caused by us breaking this contract unless the loss is:

- **Unexpected.** It was not obvious that it would happen and nothing you said to us before we accepted your order meant we should have expected it (so, in the law, the loss was unforeseeable).
- **Caused by a delaying event outside our control.** As long as we have taken the steps set out in the section "We're not responsible for delays outside our control", We are not responsible for delays outside our control.
- **Avoidable.** Something you could have avoided by taking reasonable action.
- **A business loss.** Our liability for any loss you suffer in connection with your trade, business, craft or profession is limited, as described in *Your rights if you are a business*.

**Damage to property.** If we are installing the goods and/or providing services at a property, we will make good any damage to the property caused by us in the course of installation or performance. However, we are not responsible for the cost of repairing any pre-existing faults or damage to the property that we discover in the course of installation and/or performance of the services.

**Domestic and Private use only.** We only supply the goods and/or services to you for domestic and private use. You agree not to use the goods and/or services for any commercial, business or re-sale purpose, and we shall have no liability to you for any loss of profit, loss of business, business interruption, or loss of business opportunity.

**Our liability to businesses.** If you're a business, then, except in respect of the losses described in *Losses we never limit or exclude*:

- we shall not be liable to you, whether in contract, tort (including negligence), breach of statutory duty, or otherwise, for any loss of profit, or any indirect or consequential loss arising under or in connection with any contract between us; and
- our total liability to you for all other losses arising under or in connection with any order, whether in contract, tort (including negligence), breach of statutory duty, or otherwise, shall be limited to the total sums paid by you for products set out under such order.

**Losses we never limit or exclude.** Nothing in these terms shall limit or exclude our liability for:

- death or personal injury caused by our negligence, or the negligence of our employees, agents or subcontractors (as applicable);
- fraud or fraudulent misrepresentation;
- breach of the terms implied by section 12 of the Sale of Goods Act 1979 or section 2 of the Supply of Goods and Services Act 1982; or
- defective products under the Consumer Protection Act 1987; or
- any matter in respect of which it would be unlawful for us to exclude or restrict liability.



**No implied terms about goods.** Except to the extent expressly stated in *Your rights if you are a business*, we exclude all terms implied by sections 13 to 15 of the Sale of Goods Act 1979 and sections 3 to 5 of the Supply of Goods and Services Act 1982.

## **WE USE YOUR PERSONAL DATA AS SET OUT IN OUR PRIVACY POLICY**

How we use any personal data you give us is set out in our Privacy Policy, a copy of which is also available on our website, [www.certikin.co.uk](http://www.certikin.co.uk), on the bottom of our landing page under the heading "Privacy Policy", at: Certikin Privacy Policy, or upon request.

## **YOU HAVE SEVERAL OPTIONS FOR RESOLVING DISPUTES WITH US**

**Complaints.** Contact the Certikin Team: by telephone on 01993 777200 or by email at [info@certikin.co.uk](mailto:info@certikin.co.uk) will do their best to resolve any problems you have with us or our products.

**You can go to court.** These terms are governed by English law. If you are a consumer then, wherever you live, you can bring claims against us in the English courts and if you live in Wales, Scotland or Northern Ireland, you can also bring claims against us in the courts of the country you live in. If you are a consumer we can claim against you in the courts of the country you live in. If you are a business you irrevocably agree to submit all disputes arising out of or in connection with our contract with you to the exclusive jurisdiction of the English courts.

## **OTHER IMPORTANT TERMS APPLY TO OUR CONTRACT**

**Intellectual Property Rights.** All intellectual property rights in or arising out of or in connection with the goods and services shall be owned by us. You acknowledge that, in respect of any third party intellectual property rights, your use of any such intellectual property rights is conditional on us obtaining a written licence from the relevant licensor on such terms as will entitle us to license such rights to you.

You must keep and maintain all our materials, equipment, documents and other property of ours at your premises in safe custody at your own risk, maintain such materials in good condition until returned to us, and not dispose of or use our materials other than in accordance with our written instructions or authorisation. All our materials are our exclusive property.

**Sexual Harassment Policy Compliance.** We are committed to providing a safe and respectful environment for all employees, suppliers, customers, and other stakeholders. Sexual harassment in any form will not be tolerated. By entering into a contract with us, you acknowledge and agree to comply with our Sexual Harassment Policy, which is available upon request. You agree to report any incidents of sexual harassment involving employees, agents, or representatives in connection with your dealings with us. You further agree to cooperate fully with any investigations conducted by us regarding such incidents. Failure to comply with this paragraph or our Sexual Harassment Policy may result in the termination of our contract with you and/or other appropriate actions, including legal proceedings.

**Confidentiality.** We must not disclose to any person any technical or commercial know-how, specifications, inventions, processes or initiatives which are of a confidential nature or any confidential information concerning the business, affairs, customers, clients or suppliers of the other party, except that we may disclose confidential information:

- to our employees, officers, representatives or advisers who need to know such information for the purposes of carrying out the contract between us. Our employees, officers, representatives or advisers must also keep confidential information confidential; and
- as may be required by law, court order or any governmental or regulatory authority.

We must not use each other's confidential information for any purpose other than to perform this contract.

## **Use of our website:**

- If requested and in our sole discretion, we may provide you with an individual password to access our website ([www.certikin.co.uk](http://www.certikin.co.uk)). It is your sole responsibility to keep this password secure. We will accept no responsibility for the misuse of the password and you accept full liability for orders placed under your password.
- Orders placed on our website are governed in all respects by these terms.
- We reserve the right to change, suspend or withdraw any part of our website. Access to our website may be denied at the sole discretion of us to any customer who breaches these terms.
- Our website and its contents are provided to you on an "as is" and "as available" basis. We do not make and expressly disclaim to the fullest extent permitted by law any and all representations or warranties of any kind with respect to our website and its contents including without limitation its completeness, accuracy, fitness or suitability for any purpose or freedom from viruses.
- We, our directors, employees and other agents shall not be liable for damages of any kind including without limitation, direct, indirect, special or consequential damages, loss of income or profits, loss of or corruption of data, loss of or damage to property or claims of third parties, arising out of or in connection with your use of our website.
- Your attention is drawn to our Privacy Policy found on our website [www.certikin.co.uk](http://www.certikin.co.uk), on the bottom of our landing page under the heading "Privacy Policy", at: Certikin Privacy Policy, or upon request and governing the access and use thereof.

**We can transfer our contract with you, so that a different organisation is responsible for supplying your product.**

**You can only transfer your contract with us to someone else if we agree to this.** You need our agreement to transfer your contract with us and it's entirely up to us whether we give it.

**Nobody else has any rights under this contract.** This contract is between you and us. Nobody else can enforce it and neither of us will need to ask anybody else to sign-off on ending or changing it.

**If a court invalidates some of this contract, the rest of it will still apply.** If a court or other authority decides that some of these terms are unlawful, the rest will continue to apply.

**Even if we delay in enforcing this contract, we can still enforce it later.** We might not immediately chase you for not doing something (like paying) or for doing something you're not allowed to, but that doesn't mean we can't do it later.

**Variation.** Except as set out in these terms, any variation, including the introduction of any additional terms and conditions, to the contract shall only be binding when agreed in writing and signed by us.

**Waiver.** A waiver of any right or remedy under the contract is only effective if it is in writing and shall not be deemed to be a waiver of any subsequent breach or default. No failure or delay by either of us in exercising any right or remedy under the contract or by law shall constitute a waiver of that or any other right or remedy, nor preclude or restrict its further exercise. No single or partial exercise of such right or remedy shall preclude or restrict the further exercise of that or any other right or remedy. Unless specifically provided otherwise, rights arising under the contract are cumulative and do not exclude rights provided by law. You waive any right you might otherwise have to rely on any term endorsed upon, delivered with or contained in any documents that are inconsistent with these terms.

**No partnership.** Nothing in the contract is intended to, or shall be deemed to, establish any partnership or joint venture between the parties, constitute any party the agent of the other party, or authorise any party to make or enter into any commitments for or on behalf of the other party.





# Reimagine What a Pool Can Do

## With a Fastlane® Pro Swim Current

Home gym. Training pool. Lazy river. Take your pool projects to the next level with Fastlane® Pro featuring Hydrodrive™ technology. Our smooth, adjustable current turns an ordinary swimming pool into an aquatic adventure, enhancing challenging swim sessions and low-impact workouts while creating the fun of a water park at home. Make your customers' pools the envy of the neighbourhood, and watch your profits and reputation grow with every installation.

**Let's Work Together.**



[fastlane@endlesspools.com](mailto:fastlane@endlesspools.com) • [endlesspools.co.uk/fastlane](http://endlesspools.co.uk/fastlane)



Certikin International Ltd  
Unit 4, Tungsten Park  
Colletts Way  
Witney  
Oxfordshire  
OX29 0AX

☎ 01993 777200  
✉ [info@certikin.co.uk](mailto:info@certikin.co.uk)

[www.certikin.co.uk](http://www.certikin.co.uk)

## Opening Hours

8.30am - 5pm Monday to Thursday  
8.30am - 4.30pm Friday

Fluidra Middle East Fze  
Plot n° MO-0715, P.O. Box 61020 - Jebel Ali  
Free Zone, Dubai, UAE  
☎ +971 4 883 55 05 Ext: 307  
✉ [info@certikin.ae](mailto:info@certikin.ae)

Fluidra Export S.A.  
Av. Alcalde Barnils, 69, 08174 Sant Cugat  
del Vallès, Barcelona  
☎ +34 93 719 27 50  
✉ [info@fluidraexport.com](mailto:info@fluidraexport.com)

## Things To Remember

Please note all prices:

- Are retail and exclusive of VAT
- Ex works Witney, UK
- In Euros €

## Container Details

Total volume: 20 = 32m<sup>2</sup>  
40 = 64m<sup>2</sup> (Hi-cube 72m<sup>3</sup>)  
Media: 10 No Pallets on 20' (400)  
18 No Pallets on 40' (720)  
OC-1 Media: 20' - 548 50 Ltr bags  
40' - 1254 50 Ltr bags

## Have you signed up to the Certikin website?

The Certikin website has been designed with you, the customer in mind. Whether it be ordering from our full range of products and spares, downloading technical information, or just reviewing past orders or invoices, you can do it all – anytime, anywhere.

Register for your account at [www.certikin.co.uk](http://www.certikin.co.uk)



WORLD  
LAND  
TRUST™

[www.carbonbalancedprint.com](http://www.carbonbalancedprint.com)  
CBP2257